




1

HARDWARE			QUANTITY
A	BOLT Φ 10 x 40		6
B	Washer Φ 11 x 20 x 1.8		6
C	Ring Spanner K17 x 25 x 135		1

Attach the legs using bolt (A) and washer (B).

2

Tighten all bolts by using ring spanner (C), do not use power tool.

— FINISH —

RECLAIMED is the trading brand of PGT RECLAIMED (INTERNATIONAL) LTD who is the owner of this assembly instruction. No person or organization is permitted to reproduce or modify under any circumstances wherever and however displayed without written permission.