

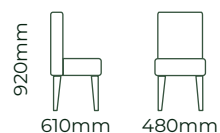
# The Hugo (Dining Range)

B

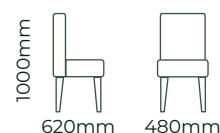
The Hugo range offers four unique designs with simple silhouettes. The square designs offer a more contemporary shape, while the camel and roll work in a traditional home.



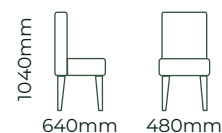
## SQ - LOW BACK



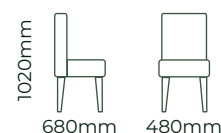
## SQ - HIGH BACK



## CAMEL BACK



## ROLL BACK



## YOU CHOOSE.

Our Grand range lets you choose the perfect model for your space, and make your own with your choice of leg colour and upholstery.


## FEATURING

- A solid frame made from New Zealand kiln dried and engineered, sustainable timbers.
- The perfect sustainable, New Zealand foams chosen based on which sit fits the model best.
- Choose timber leg stains available in Wenge, Natural, Rimu, Walnut, Whitewash, Greywash.
- Finish off with your choice of fabric or leather.



## PRODUCT DETAILS

### TIMBER LEG STAINS



Due to the nature of foam and fabric all furniture dimensions could be +/- 20mm

### WARRANTY:

**Timber frame:** 15-years **Seat foam:** 10-years

**Seat webbing:** 10-years **Back inners:** 2-years

**Fabric:** Refer to supplier