

The Dublin

A contemporary narrow arm design maximises seat space and is perfect for a range of homes. Fitted standard with our Balanced comfort seats, Fine comfort fitted backs and C20 (200mm high) timber legs¹.

The Dublin is hand crafted here in New Zealand using excellent quality materials.

Model features a 3 Seater Sofa with C20 Natural timber legs. Finished with our Balanced comfort seats and Fine comfort fitted backs.



B



SHAPED ARM

YOU CHOOSE.

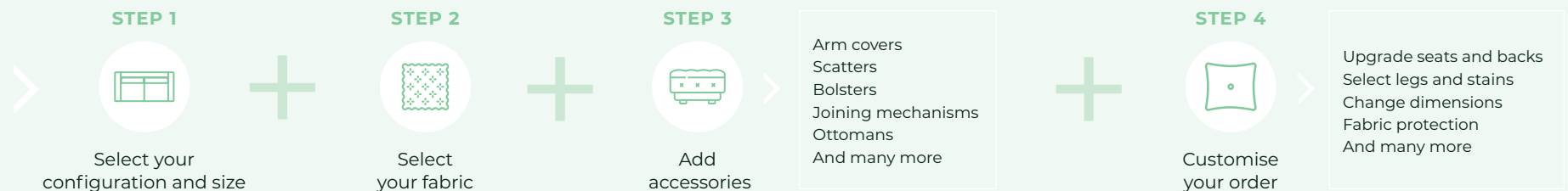
Our fully customisable Grand range, lets you choose the perfect combination; from frames and feet, to foams and fabric.

FEATURING

- A solid frame made from New Zealand kiln dried and engineered, sustainable timbers.
- Our supreme elastic webbing for excellent support and comfort.
- Select the perfect size and shape for your space.
- Choose from our wide range of seat and back cushion fills.
- Choose timber legs, available in Wenge, Natural, Rimu, Walnut, Whitewash, Greywash.
- Choose metal legs, available in Chrome, Matt black, Gunmetal.
- Our extensive customisation options mean anything is possible.



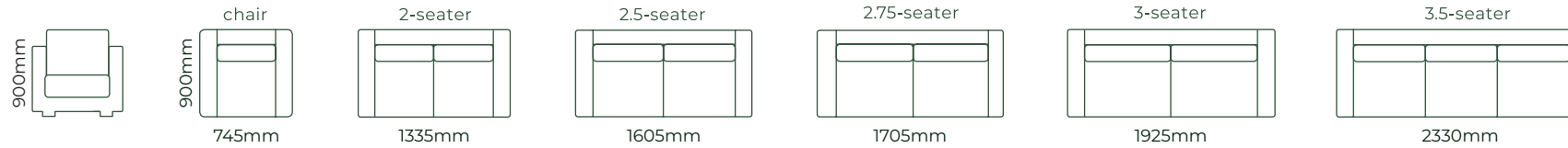
HOW IT WORKS



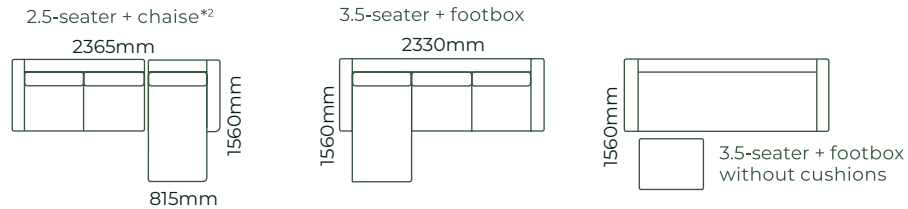
THE DUBLIN / DIMENSIONS



SOFAS



EXAMPLE SETTINGS WITH MANY OTHER CONFIGURATIONS AVAILABLE



Due to the nature of foam and fabric all furniture dimensions could be +/- 20mm.


*1. Legs are Wenge as standard, but please refer to your retailer.

*2. Chaise cushion width is always made to match adjoining piece.

WARRANTY:

Timber frame: 15-years **Back inners:** 2-years
Seat webbing: 10-years **Fabric:** Refer to supplier
Seat foam: 5-years

TIMBER LEG STAINS



METAL LEG COLOUR

