

# The Capital

A contemporary design with a narrow arms to maximise seat space. The Capital is fitted standard with our Advance comfort seats, Fine comfort fitted backs and C20 (200mm high) timber legs<sup>†</sup>. Hand crafted here in New Zealand using excellent quality materials.

**Model features a 3 Seater Sofa with C20 Natural timber legs. Finished with our Advance comfort seats and Fine comfort fitted backs.**



B



SQUARE ARM

## YOU CHOOSE.

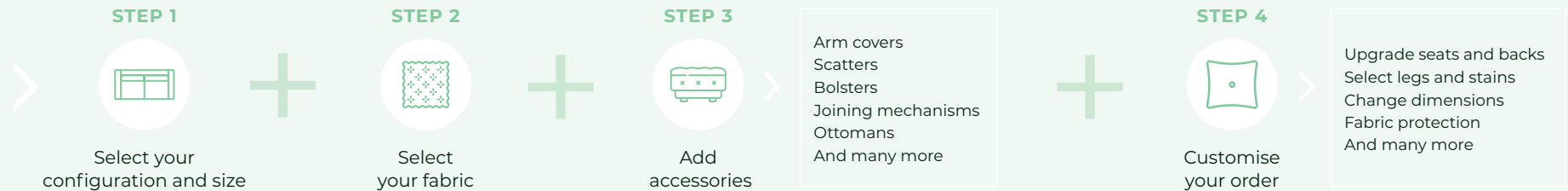
Our fully customisable Grand range, lets you choose the perfect combination; from frames and feet, to foams and fabric.

## FEATURING

- A solid frame made from New Zealand kiln dried and engineered, sustainable timbers.
- Our supreme elastic webbing for excellent support and comfort.
- Select the perfect size and shape for your space.
- Choose from our wide range of seat and back cushion fills.
- Choose timber legs, available in Wenge, Natural, Rimu, Walnut, Whitewash, Greywash.
- Choose metal legs, available in Chrome, Matt black, Gunmetal.
- Our extensive customisation options mean anything is possible.



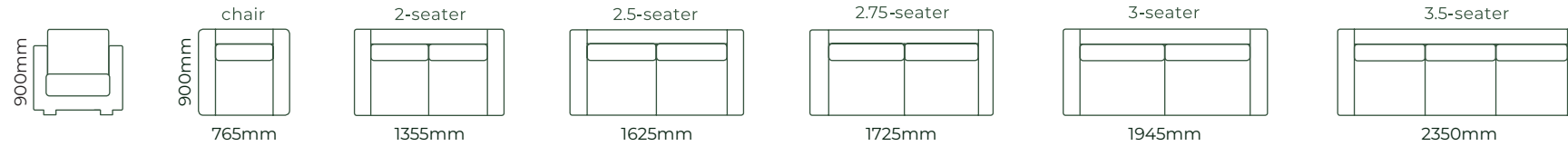
## HOW IT WORKS



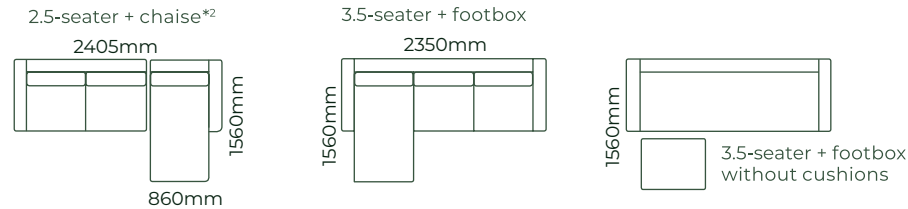
# THE CAPITAL / DIMENSIONS



## SOFAS



## EXAMPLE SETTINGS WITH MANY OTHER CONFIGURATIONS AVAILABLE



Due to the nature of foam and fabric all furniture dimensions could be +/- 20mm.


\*1. Legs are Wenge as standard, but please refer to your retailer.

\*2. Chaise cushion width is always made to match adjoining piece.

## WARRANTY:

**Timber frame:** 15-years **Back inners:** 2-years  
**Seat webbing:** 10-years **Fabric:** Refer to supplier  
**Seat foam:** 10-years

## TIMBER LEG STAINS



## METAL LEG COLOUR

