

The Balmoral

A compact, narrow rolled arm design, The Balmoral has an elegant, classic style and features unique piping detail throughout. Fitted standard with our Easy comfort seats, Fine comfort fitted backs and T12 (135mm high) timber legs*1.

Hand crafted here in New Zealand using excellent quality materials, this design is available as a sofa bed using a high class bi-fold mechanism with a 120mm innerspring mattress.

Model features a 2.5 Seater Sofa with T12 Wenge timber legs, fitted with Easy comfort seats and Fine comfort fitted backs.



B

ROLLED ARM

YOU CHOOSE.

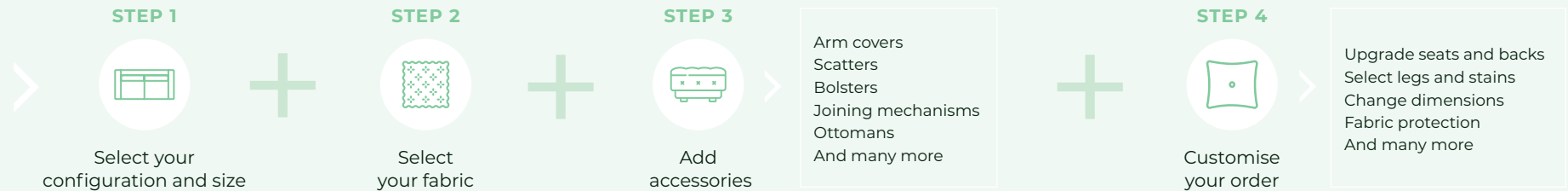
Our fully customisable Grand range, lets you choose the perfect combination; from frames and feet, to foams and fabric.

FEATURING

- A solid frame made from New Zealand kiln dried and engineered, sustainable timbers.
- Our supreme elastic webbing for excellent support and comfort.
- Select the perfect size and shape for your space.
- Choose from our wide range of seat and back cushion fills.
- Choose timber legs, available in Wenge, Natural, Rimu, Walnut, Whitewash, Greywash.
- Choose metal legs, available in Chrome, Matt black, Gunmetal.
- Our extensive customisation options mean anything is possible.



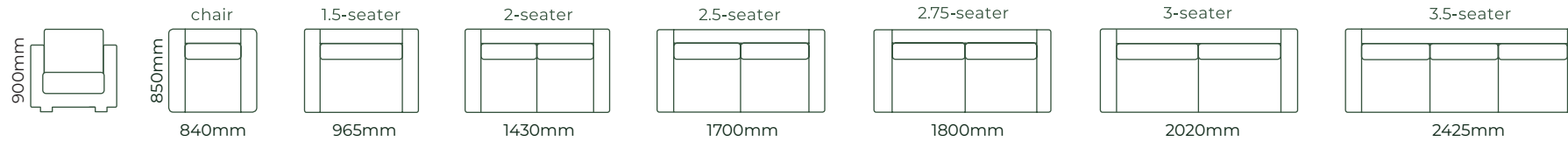
HOW IT WORKS



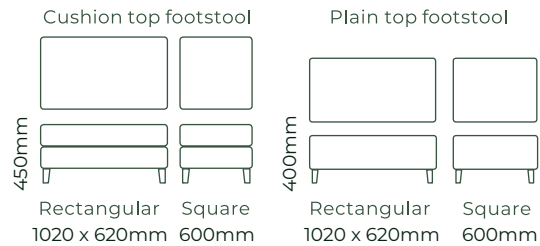
THE BALMORAL / DIMENSIONS



SOFAS ALL SOFA SIZES AVAILABLE WITH NO ARM, ONE ARM OR TWO ARMS



ACCESSORIES




Due to the nature of foam and fabric all furniture dimensions could be +/- 20mm.

*1. Legs are Wenge as standard, but please refer to your retailer.

WARRANTY:

Timber frame: 15-years **Back inners:** 2-years
Seat webbing: 10-years **Fabric:** Refer to supplier
Seat foam: 10-years

TIMBER LEG STAINS



METAL LEG COLOUR

