


CONTROLLER USER FRIENDLY CONTROL SYSTEM

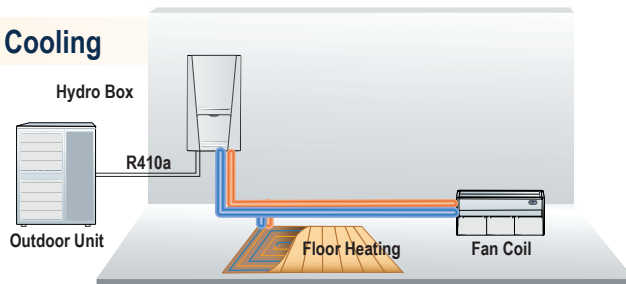


FLEXIBLE APPLICATIONS FIVE-MODE OPERATION

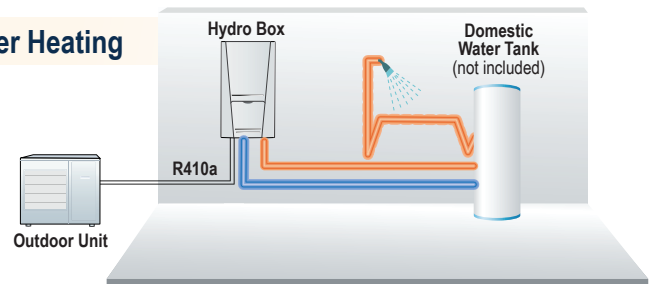
- Heating
- Cooling
- Water Heating
- Heating + Water Heating
- Cooling + Water Heating

COMBINATION EXAMPLES

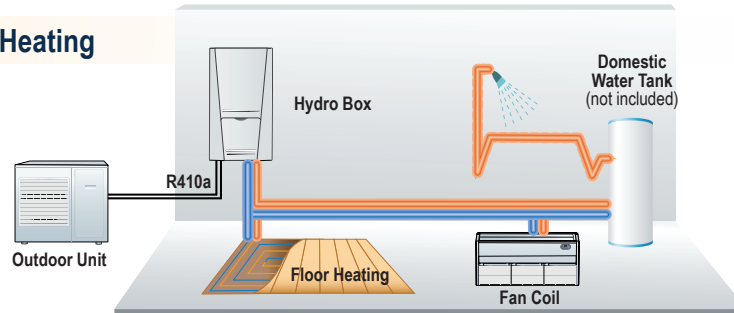
Heating / Cooling



Water Heating



Heating / Cooling + Water Heating



WIDE TEMPERATURE RANGE

Operation Temperature Range

HEATING	-20 to 35°C / -4 to 95°F
COOLING	10 to 48°C / 50 to 118°F
WATER HEATING	-20 to 45°C / -4 to 113°F

Hot Water Temperature Range

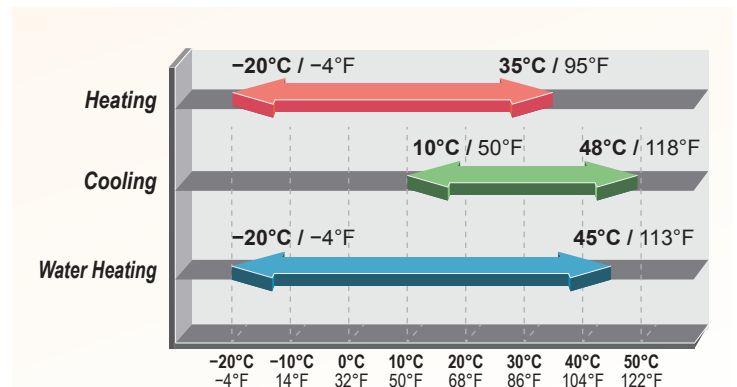
DOMESTIC WATER (SANITATION MODE ONLY)	40 to 80°C / 104 to 176°F
--	---------------------------

Heating

FAN COIL/RADIATOR	45°C / 113°F
FLOOR	35°C / 95°F

Cooling

FAN COIL/RADIATOR	7°C / 44.6°F
FLOOR	18°C / 64.4°F





INDOOR UNIT / HYDRO BOX		GRS-CQ16Pd/NaE-D(I)		
POWER SUPPLY		V/Ph/Hz	230 / 1 / 60	
RATED INPUT		W	6.1	
CONNECTING PIPE (refrigerant)	Gas	mm (inch)	15.9 (5/8)	
	Liquid	mm (inch)	9.52 (3/8)	
CONNECTING PIPE (water)	Water Inlet / Outlet Base Connections	inch	1" Male BSP	
	Adaptors Included in box	inch	1" Female BSP x 1" Male NPT	
SAFETY VALVE		PSI	43.5	
LEAVING WATER TEMPERATURE	Cooling (Fan Coil Unit)	°C (°F)	7 (44.6)	
	Cooling (Floor Cooling)	°C (°F)	18 (64.4)	
	Heating (Fan Coil Unit)	°C (°F)	45 (113) High Temperature Cycle	
	Heating (Floor Heating)	°C (°F)	35 (95) Low Temperature Cycle	
MAIN COMPONENTS	Water Pump (not included)	Type	Water-cooled	
		Number of Speeds	-	
		Power Input	W	
		Minimum Flow Rate	LPM (GPM)	12 (3.17)
	Expansion Vessel	Volume	Litre (gallons)	10 (2.6)
		Water Pressure (Max)	Bar (PSI)	3 (43.5)
		Water Pressure (Pre)	Bar (PSI)	1 (14.5)
	Electric Heater	Type	-	Sheat
		Material	-	Stainless Steel
		Operation	-	Automatic
		Steps	-	2
		Capacity	kW	4.2
		Combination	kW	2.1 + 2.1
	Heat Exchanger	Power Input	kW	4.2
		Type	-	Brazed Plate HEX
	Quantity	-	1	
SOUND PRESSURE LEVEL		dB(A)	31	
DIMENSIONS	Outline (W x D x H)	mm (inch)	981 x 324 x 500 (35 3/8 x 12 3/4 x 19 11/16)	
	Packaged (W x D x H)	mm (inch)	1043 x 395 x 608 (41 x 15 1/2 x 23 15/16)	
WEIGHT	Net	kg (lb)	55 (121.3)	
	Gross	kg (lb)	62 (136.7)	

ForestAir products are subject to continuous improvements. ForestAir reserves the right to modify product design, specifications and information without notice and without incurring any obligations.

sunrise Tradex Corp.

3122 Bernard Pilon, Saint-Mathieu-de-Beloeil (Quebec) J3G 4S5



OUTDOOR UNIT		GRS-CQ16Pd/NaE-D(O)	
CAPACITY	Heating (Floor)	BTU/h	52,886
	Cooling (Floor)	BTU/h	49,474
POWER INPUT	Heating (Floor)	BTU/h	12,795
	Cooling (Floor)	BTU/h	12,966
EER	Cooling (Floor)	-	3.8
COP	Heating (Floor)	-	4.1
CAPACITY	Heating (Fan Coil/Radiator)	BTU/h	49,474
	Cooling (Fan Coil)	BTU/h	33,096
POWER INPUT	Heating (Fan Coil/Radiator)	BTU/h	15,354
	Cooling (Fan Coil)	BTU/h	11,260
EER	Cooling (Fan Coil)	-	2.9
COP	Heating (Fan Coil/Radiator)	-	3.2
POWER SUPPLY	V/Ph/Hz	-	230 / 1 / 60
RATED INPUT	Cooling	kW	4.3
	Heating	kW	3.9
RATED CURRENT	Cooling	A	23
	Heating	A	21
COMPRESSOR	Type	-	Hermetically Sealed Swing Compressor
	Quantity	-	1
FAN	Type	-	Propeller
	Quantity	-	2
	Airflow Volume	CFM	3434
FAN MOTOR	Quantity	-	2
	Output	W	120 x 2
REFRIGERANT	Type	-	R410A
	Charge	kg (oz)	3.6 (127)
	Control	-	Electronic Expansion Valve
HEAT EXCHANGER	Quantity	-	1
	Type	-	Aluminum Fin-copper Tube
	Rows	-	2
	Circuits	-	10
	FPI	Fins/inch	14
SANITARY WATER TEMPERATURE	Temperature	°C (°F)	40 to 80 (104 to 176)
SOUND PRESSURE LEVEL	Cooling	dB(A)	58
	Heating	dB(A)	58
REFRIGERANT PIPE	Gas	mm (inch)	15.9 (5/8)
	Liquid	mm (inch)	9.52 (3/8)
	Connection	-	Flare Connection
DIMENSIONS	Outline (W x D x H)	mm (inch)	900 x 412 x 1345 37 5/16 x 16 1/4 x 53
	Packaged (W x D x H)	mm (inch)	998 x 458 x 1515 39 1/4 x 18 x 59 5/8
WEIGHT	Net	kg / lb	96 (211.7)
	Gross	kg / lb	106 (233.7)