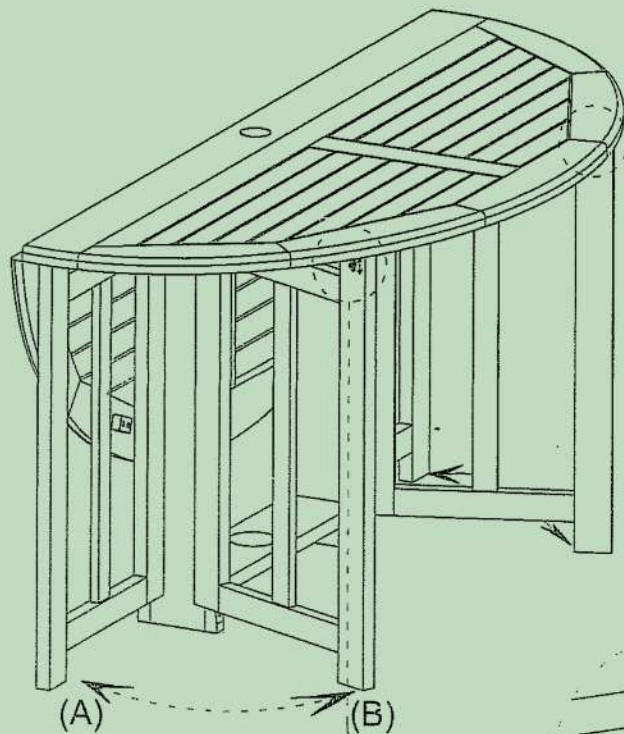


120CM GATELEG TABLE - V LEG



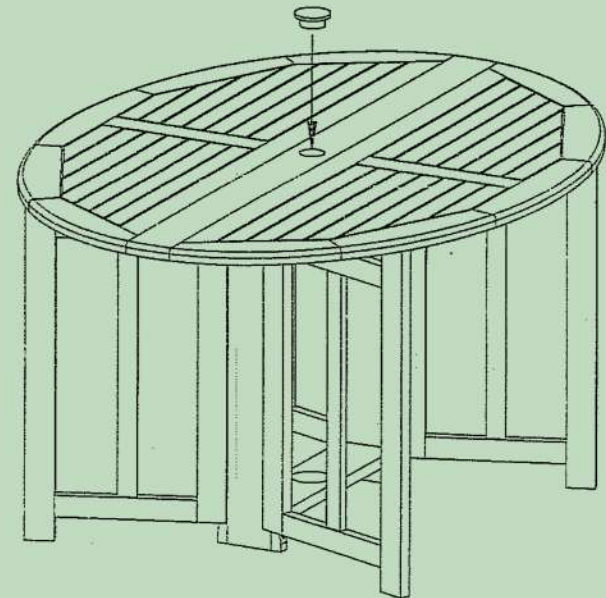
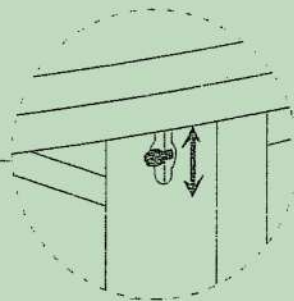
To open the table: Lift up the leaf and move the leg from position A to position B. The lock will work automatically.

To fold the leaves: Keep pulling down the lock and move the legs from position B to position A.

Put the wooden plug into the parasol hole if the umbrella in unused.



Wooden Plug: 1pc



ROYALCRAFT GARDEN FURNITURE

HARDWOOD FURNITURE CARE INSTRUCTION

A little care and maintenance will keep your furniture in good condition for many years.

Your furniture items will require regular application with a hardwood sealer protection to maintain its beauty.

All Wooden Furniture will weather and some surface cracks will appear. This is a natural characteristic of wooden furniture. Such cracks do not affect the durability of the furniture.

We recommend the following points to ensuring long term durability from your furniture:

- Apply a quality Hardwood Sealer Oil Treatment at least twice a year to your garden furniture.
- Follow the application instructions provided by the supplier of the Hardwood sealer Oil.
- Always protect your furniture from severe weather conditions by storing indoors or using a weather Protection Cover.
- Regularly inspect and tighten the hardware on your furniture to avoid any future damage to your furniture.