

MOON

10W Wireless Charging Pad

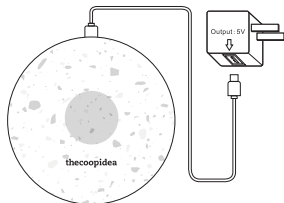
⚠ This product only supports mobile device with wireless charging feature.

- 1 TYPE-C Ports
- 2 LED Indicator
- 3 Wireless Charging Sensor

SPECIFICATION

Dimensions	: Φ 100 x 9.5mm
Net weight	: 60g
Input	: DC5V \approx 2.0A, DC9V \approx 1.67A
Output	: 5W / 7.5W / 10W
Charging Distance	: 6mm (max.)
Efficiency	: \geq 71%

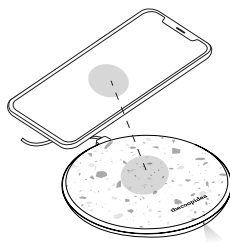
1 Charging your devices



Step 1: Connect the MOON Wireless Charger with Type-C cable to a powered USB device.

Please use a power adapter with output power not lower than 10W for optimal charging experience.

Quick charge function will apply only to Android devices that enable quick charge. Please make sure your power adapter meet with QC2.0/3.0/4.0 standard.



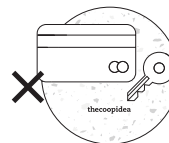
Step 2: Place your mobile device on the top of the product. Ensure it is on the right position/direction.

2 LED indicator

Status	Charging Indicator
Connect with Power	Blue, Green light Flash thrice
Charging	Light up in blue
Charging Finish	Light up in Green

3 Trouble Shooting

If any functional abnormality is encountered, unplug the unit from the mains socket and reconnect it again. Replace your mobile device on the unit.



When the LED indicator flash in Green and Blue alternatively:

- A. Mobile device is not placed in a correct position.
- B. There may not be enough power supplies.
- C. The charging system is malfunction.

For safety reason, during charging, please do not put metal or other materials on the wireless charger, i.e. credit cards, keys, coins, batteries, that may cause short circuit.