

- 1 PD USB-C Output
- 2 QC USB-A Output
- 3 Detachable UK Plug

Content

- MINI BLOCK S 30W ADAPTOR x 1
- Detachable UK Plug x 1
- User Manual x 1

Technical Specifications

Input	110V-240V~50/60Hz 1.0A
USB Type-C PD Output	5V=3A / 9V=3A / 12V=2.5A / 15V=2A / 20V=1.5A (Max 30W)
USB A QC 3.0 Output	5V=3A / 9V=2A / 12V=1.5A (Max 18W)
Output USB-C +USB-A	5V=3A Total (Max 15W)
AC Plug	Folding US plug + Detachable UK plug

MINI BLOCK S 30W PD FAST CHARGE ADAPTOR

QUALCOMM QUICK CHARGE3.0

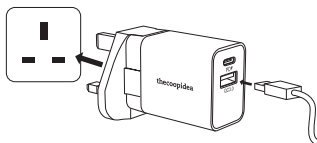
Charging with Quick Charge 3.0 technology can charge your device up to 4 times faster than standard charging. In just 30 minutes, charging your device can reach up to 60%.

Note: Please check that your device supports Quick Charge 3.0, we do not guarantee charging Quick Charge 3.0 will run on devices that do not support Quick Charge 3.0

POWER DELIVERY

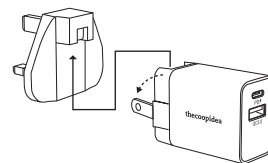
Power delivery technology can charge your device 2 times faster than normal Type-C output charging, in just 30 minutes it can charge your device up to 50%.

How To Use



Connect the charger with your device with a compatible charging cable and begin charging.

When fully charged, disconnect the cable from your device to stop charging.



To use the US plug, first push up the UK plug to detach it.

After detaching the UK plug, pull down the US pin, then plug it to any US slot power source.

Safety Notes

- Protect the product from dirt, moisture and overheating and use it in dry rooms only.
- Do not drop the product and do not expose it to any major shocks.
- Do not operate the product outside the power limits given in the specifications.
- Do not modify the device in any way. Doing so voids the warranty.
- Do not continue to operate the device if it becomes visibly damaged.
- Use the product for its intended purpose only.
- Keep this product, as all electrical products, out of the reach of children.
- Do not use the product in the immediate vicinity of heaters or other heat sources or in direct sunlight.
- Lay all cables so that they do not pose a tripping hazard.
- Do not bend or crush the cable.
- Always pull directly on the plug when disconnecting the cable, never on the cable itself.
- Dispose of packaging material immediately according to locally applicable regulations.
- When charging batteries built into a device, pay attention to the maximum charging time for the batteries.








Warning

- Only connect the product to a socket that has been approved for the device. The socket must be installed close to the product and easily accessible.
- Disconnect the product from the network using the power button - if this is not available, unplug the power cord from the socket.
- When using a multi-socket power strip, make sure that the sum power draw of all the connected devices does not exceed its maximum throughput rating.
- If you will not be using the product for a long period of time, disconnect it from mains power.
- Before connecting a terminal device, check whether the power output of the charger can supply sufficient power for the device.
- Ensure that the total power of all connected terminal devices does not exceed 65W.
- Please refer to the instructions in the operating manual of your terminal device.
- Do not open the device or continue to operate it if it becomes damaged.
- Do not use the product if the AC adapter, adapter cable or power cable is damaged.
- Do not attempt to service or repair the product yourself. Leave any and all service work to qualified experts.

Warranty terms & condition

The product comes with a twelve (12) month factory warranty from the date of purchase. Your product is in perfect condition. In the event where a replacement unit is needed, the owner must provide the original receipt of purchase in order to grant replacement, providing the defect falls under warranty terms. If your unit has been disassembled or repaired without the manufacturer's authorization, the warranty will be immediately voided. The owner is responsible for any fee and charges of delivering the unit back to the agent or manufacturer.

Explanation of Warning Symbols and Notes

-  This product is compliant with the CE directive.
-  Do not dispose of your product with other household waste. Please act according to local rules on the separate collection of electrical and electronic products and batteries. The correct disposal of these products helps prevent potentially negative consequences on the environment and human health.
-  This symbol indicates that the apparatus is for indoor use only.
-  This symbol indicates that the apparatus has a double insulation system.
-  This symbol indicates uninsulated material within your unit may cause an electrical shock. For safety, please do not remove product covering.
-  This symbol indicates direct current.
-  This symbol indicates attention to features for which you should read the enclosed literature closely to prevent operating and maintenance problems.