

## USER MANUAL

# GaN BLOCK 65W

### 3 PORTS PD+QC FAST CHARGE ADAPTER

## Inside the Box

- 1 x GaN BLOCK 65W Adapter
- 1 x User Manual

## Appearance & Interface Description

- 1 Movable Pin
- 2 UK Pin
- 3 Type-C Output (20W Max)
- 4 Type-C Output (65W Max)
- 5 USB-A Output (18W Max)

## Specifications

Input	: 100-240V ~ 50/60Hz 1.5A
Output : Type-C 2 (PD 3.0)	: 5V=2.4A / 9V=2.22A 12V=1.67A (20W Max)
Type-C 1 (PD 3.0)	: 5V=3A / 9V=3A / 12V=3A 15V=3A / 20V=3.25A (65W Max)
USB-A (QC 3.0)	: 5V=2.4A / 9V=2A 12V=1.5A (18W Max)
PPS (Type-C)	: 5-11V=4.05A / 5-16V=3A (45W Max)
Type-C 1 + 2	: 45W + 20W
Type-C 1 + USB-A	: 45W + 18W
Type-C 2 + USB-A	: 5V=2.4A
Simultaneous	: 45W + 12W
Material	: PC+ABS+Fireproof Material
Net Weight	: 103.5g
Dimensions	: 76 x 48 x 28mm (L x W x H)

## Precautions

Please read all safety instructions and warnings thoroughly before using this product. Improper use of this product may result in damage to this or attached products.


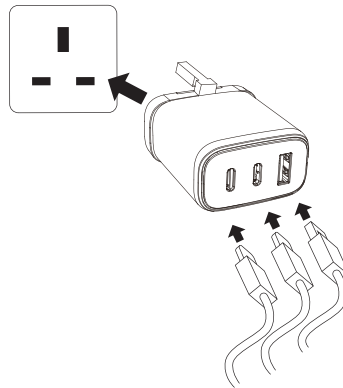
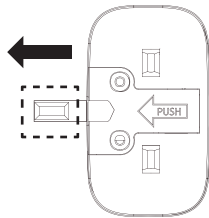
- Do not disassemble the product or attempt to fix it.
- Do not attempt to replace any part of this product.
- Do not crush, puncture, dispose of in fire, short the contacts or expose the product to water or other liquids.
- Do not store or use the product in a high temperature environment, including intense sunlight or heat.
- Avoid drops, bumps, abrasions and impacts.
- If there is any reason to believe that there is damage to the product, discontinue use immediately.
- If you find that the product is too hot, or is emitting an odor, or is deformed, punctured or exhibits any suspicious or abnormal behavior, discontinue use immediately.
- Do not operate the product beyond the power limits given in the specifications.
- Use the product for its intended purpose only.
- Use the product in dry rooms only.
- Keep this product out of the reach of children.
- Always pull directly from the plug when disconnecting the cable, never on the cable itself.
- Route cables to avoid tripping hazards.
- When using a multi-socket power strip, make sure that the sum power draw of all the connected devices does not exceed its maximum throughput rating.
- If the product will not be used for a long time, please disconnect from main power.

## How To Use

1. Pull out the Movable Pin and make sure it fits into a UK power socket.
2. Plug in GaN BLOCK 65W to a properly installed power socket.
3. Connect GaN BLOCK 65W and your device via a compatible charging cable to start charging.
4. Disconnect the device and charging cable from the GaN BLOCK 65W when the device is fully charged or to stop charging.
5. Unplug GaN BLOCK 65W from the power socket.

### Note:

1. Please make sure the output power of the power socket meets the input requirements of GaN BLOCK 65W. Higher or lower voltage is unsuitable.
2. The maximum charging rate may be affected by the restriction of your device or charging cable. Please check your device and charging cable before use.



## Explanation Of Warning Symbols & Notes



This product is compliant with the CE directive.



This symbol indicates uninsulated material within your unit may cause an electrical shock. For safety, please do not remove product covering.



This symbol indicates direct current.



This symbol indicates attention to features for which you should read the enclosed literature closely to prevent operating and maintenance problems.



Do not dispose of your product with other household waste. Please act according to the local rules on the separate collection of electrical and electronic products and batteries. The correct disposal of those products helps prevent potentially negative consequences on the environment and human health.



This product complies with FCC certification.



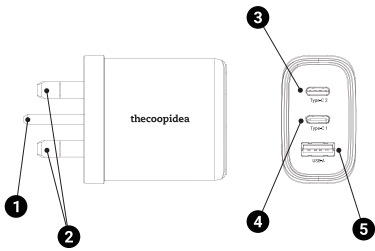
This symbol indicates that this product is for indoor use only.



This symbol indicates that this product has a double insulation system.

## Warranty Terms & Conditions

The product comes with a factory warranty for twelve (12) months from the date of purchase. Your product is in perfect condition. In the event where a replacement unit is needed, the owner must provide the original receipt of purchase in order to grant replacement, providing the defect falls under warranty terms. If your unit has been disassembled or repaired without the manufacturer's authorization, the warranty will be immediately voided. The owner is responsible for any fee and charges of delivering the unit back to the agent or manufacturer.



用戶手冊  
**GaN BLOCK 65W**  
PD 及 QC 快充三端口轉換插頭

包裝隨附內容

- 1 x GaN BLOCK 65W 轉換插頭
- 1 x 用戶手冊

外觀及說明

- 1 可移動插腳
- 2 英規插腳
- 3 Type-C 輸出端口 (最大 20W)
- 4 Type-C 輸出端口 (最大 65W)
- 5 USB-A 輸出端口 (最大 18W)

規格

輸入	: 100-240V ~ 50/60Hz 1.5A
輸出 : Type-C 2 (PD 3.0)	: 5V = 2.4A / 9V = 2.22A 12V = 1.67A (最大 20W)
Type-C 1 (PD 3.0)	: 5V = 3A / 9V = 3A / 12V = 3A 15V = 3A / 20V = 3.25A (最大 65W)
USB-A (QC 3.0)	: 5V = 2.4A / 9V = 2A 12V = 1.5A (最大 18W)
PPS (Type-C)	: 5-11V = 4.05A / 5-16V = 3A (最大 45W)
Type-C 1 + 2	: 45W + 20W
Type-C 1 + USB-A	: 45W + 18W
Type-C 2 + USB-A	: 5V = 2.4A 45W + 12W
同步輸出	: 45W + 12W
材質	: 聚碳酸酯 丙烯腈-丁二烯-苯乙烯共聚物和混合物 防火物料
淨重	: 103.5 克
尺寸	: 76 x 48 x 28 毫米 (長 x 闊 x 高)

警告

在使用本產品之前，請仔細閱讀所有安全說明和警告。不當使用本產品可能會損壞本產品或附屬產品。

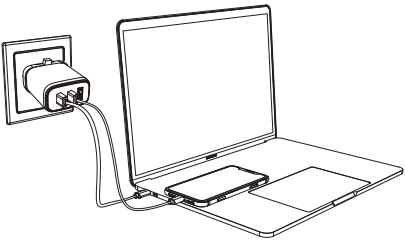
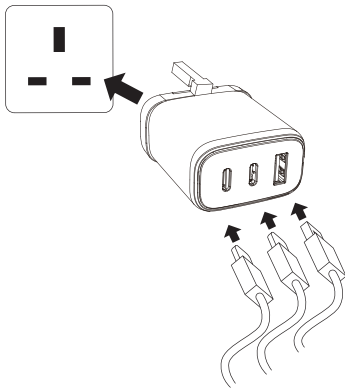
- 請勿拆卸或試圖修理本產品，以免保修失效。
- 請勿嘗試更換本產品的任何部分。
- 請勿擠壓、刺穿、投入火中、使接觸點短路或將本產品暴露於水或其他液體中。
- 請勿在高溫環境下存放或使用本產品，包括在強烈的陽光或高溫地方。
- 避免跌下、碰撞、磨損和撞擊。
- 如果發現本產品有損壞，請立即停止使用。
- 如果您發現本產品過熱、散發異味、變形、刺破或有任何可疑或異常行為，請立即停止使用。
- 請勿以超出規格限制的功率操作本產品。
- 僅可依預定用途使用本產品。
- 僅可在室內乾燥的環境中使用本產品。
- 請將本產品置於兒童無法觸及之處。
- 拔除充電線時，務必從插頭直接拔出，請勿拉扯充電線。
- 妥善放置充電線以避免絆倒危險。
- 使用多插座電拖板時，請確定所有已連接裝置的總功率消耗未超過其最大輸出額定值。
- 如長時間不使用本產品，請從電源插座拔除本產品。

使用方法

1. 將可移動插腳推出，以符合英規插座的樣式。
2. 將 GaN BLOCK 65W 連接至正確安裝的電源插座。
3. 使用合適的充電線將 GaN BLOCK 65W 連接至您的設備以開始充電。
4. 若要停止充電或設備已完成充電，請移除設備及充電線。
5. 請將 GaN BLOCK 65W 從電源插座移除。

備註:

1. 請確保電源插座的輸出功率滿足 GaN BLOCK 65W 的輸入功率要求。過高或過低的電壓均不合適。
2. 充電的速率可能會受到設備或充電線自身的功能限制影響。請在使用前檢查您的設備和充電線。



警告符號及注意事項說明

- CE 本產品符合 CE 指令。
- 此符號表示裝置內的非絕緣材料可能會導致觸電。為了安全起見，請勿拆下產品外殼。
- 此符號表示直流電。
- 此符號表示請仔細閱讀隨附文字並應注意功能，以免發生操作及保養問題。
- 請勿將本產品連同其他家庭廢棄物一起丟棄。請遵守當地電子與電氣產品及電池分類回收的規則。正確丟棄此類產品可避免對環境及人類健康產生潛在的負面影響。

- FCC 本產品符合 FCC 認證。
- 此符號表示本產品僅供室內使用。
- 此符號表示本產品具有雙重絕緣系統。

保修條款和條件

本產品自購買日起隨附十二 (12) 個月原廠保修。本產品狀態良好。故障屬於保修條款範圍的情況下，若需更換裝置，擁有人必須提供原廠購買收據才可進行更換。若裝置在未經製造商授權的情況下拆解或修繕，保修將立即失效。擁有者需自行負責將裝置退回代理或製造商的任何費用。