

USER MANUAL D-TAPE

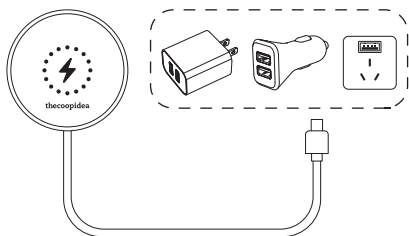
DOUBLE-SIDED WIRELESS MULTIPLE CHARGER

Power Connecting

Connect D-TAPE Type-C cable to a powered USB adapter.

Please use a power adapter with an output power of at least 10W for optimal charging experience.

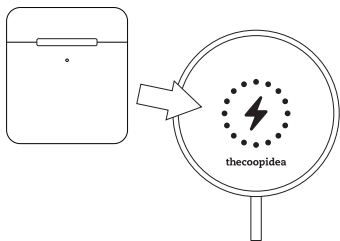
To enjoy 15W fast charging function, please make sure your power adapter meets PD 3.0 standard and your device is compatible for fast charging.



Charging Earphones

Please make sure your earphones are compatible for wireless charging. Please make sure to use a wireless charging compatible case or no case when charging wirelessly. Generic cases may not support this feature.

Place your earphones on the top of D-Tape (Wireless Charging Sensor for Earphones side), the earphones will start charging automatically.



Troubleshooting

If any malfunction is encountered, unplug D-TAPE from the mains socket and reconnect it again. Please take off your device and make sure no metal object on the back of your device. Place your device correctly on D-TAPE again.

Please do not put metal or other materials on D-TAPE, i.e. credit cards, keys, coins, batteries, that may cause short circuit.

When D-TAPE overheats, keep your device away from it until it cools down before attempting to charge.

Inside the Box

- 1 x D-TAPE Charger
- 1 x User Manual

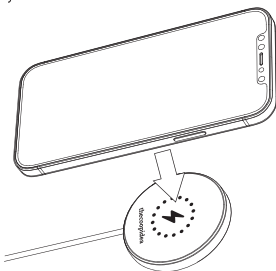
Appearance & Interface Description

- 1 Wireless Magnetic Charging Sensor for Mobile and Wireless Charging Sensor for Earphones
- 2 Wireless Magnetic Charging Sensor for Samrt Watch
- 3 Type-C Cable

Charging Mobile Device

Please make sure your mobile device is compatible for wireless charging. Please make sure to use a wireless charging compatible case or no case when charging wirelessly. Generic cases may not support this feature.

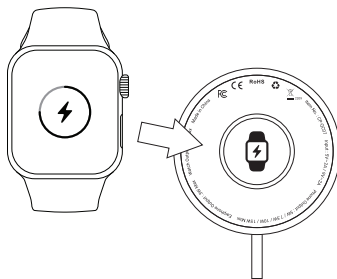
Place your mobile device on the top of D-Tape (Wireless Magnetic Charging Sensor for Mobile side), the device will start charging automatically.



Charging Smart Watch

Please make sure your samrt watch is compatible for wireless charging.

Place your smart watch on the top of D-Tape (Wireless Magnetic Charging Sensor for Samrt Watch side), the samrt watch will start charging automatically.



Specifications

Material	: ABS + PC
Input	: Type-C
Output	: 5V=2A / 9V=2A
Mobile Phone	: 5W / 7.5W / 10W / 15W
Earphone	: 3W
Watch	: 2W
Dimensions	: φ 58 x 9.5 mm
Net Weight	: 53g
Working Temperature	: 0 to 35°C
Transmission Distance	: ≤ 8mm
Charging Compatibility	: Devices Complied with Qi Standard iPhone Magsafe Series AirPods Wireless Charging Series iWatch SE, Ultra, 4 to 8 Series
Magnetic Compatibility	: iPhone Magsafe Series iWatch SE, Ultra, 4 to 8 Series

Precautions

Please read all safety instructions and warnings thoroughly before using this product. Improper use of this product may result in damage to this or attached products.

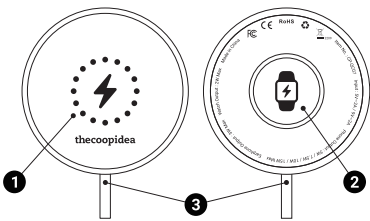
- Simultaneous charging of different devices is not allowed.
- This product has input over-current and over-voltage protection function. Improper use will shut down the product or reduce the output power. Please check whether the equipment is abnormal or improper use.
- Keep the working environment temperature at 0 to 35°C. Keep the product away from water, fire, high temperature (>40°C) and low temperature (<-20°C), and keep it out of the reach of children.
- Please use a dry soft cloth to clean the surface of this product, do not use chemicals, soaps or detergents.
- Avoid drops, bumps, abrasions and impacts.
- If you find that the product is too hot, or is emitting an odor, or is deformed, punctured or exhibits any suspicious or abnormal behavior, discontinue use immediately.

Explanation Of Warning Symbols & Notes

- CE This product is compliant with the CE directive.
- ⚠ This symbol indicates uninsulated material within your unit may cause an electrical shock. For safety, please do not remove product covering.
- ⚡ This symbol indicates direct current.
- ⚠ This symbol indicates attention to features for which you should read the enclosed literature closely to prevent operating and maintenance problems.
- ♻ Do not dispose of your product with other household waste. Please act according to local rules on the separate collection of electrical and electronic products and batteries. The correct disposal of those products helps prevent potentially negative consequences on the environment and human health.

Warranty Terms & Conditions

The product comes with a factory warranty for twelve (12) months from the date of purchase. Your product is in perfect condition. In the event where a replacement unit is needed, the owner must provide the original receipt of purchase in order to grant replacement, providing the defect falls under warranty terms. If your unit has been disassembled or repaired without the manufacturer's authorization, the warranty will be immediately voided. The owner is responsible for any fee and charges of delivering the unit back to the agent or manufacturer.



用戶手冊
D-TAPE
多功能雙面無線充電板

包裝隨附內容

- 1 x D-TAPE 充電板
- 1 x 用戶手冊

外觀及說明

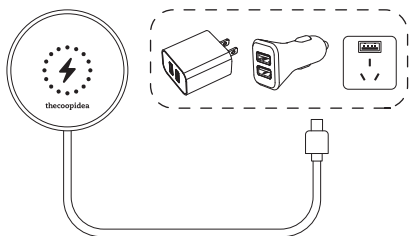
- 1 手機專用無線磁吸充電感應板 和 耳機專用無線充電感應板
- 2 智能手錶無線磁吸充電感應板
- 3 Type-C 充電線

規格

- 材質：聚碳酸酯和丙烯酸-丁二烯-苯乙烯共聚物
 輸入：Type-C：5V=2A / 9V=2A
 輸出：手機：5W / 7.5W / 10W / 15W
 耳機：3W
 智能手錶：2W
 尺寸：φ 58 x 9.5 毫米
 淨重：53 克
 操作溫度：0 至 35 攝氏度
 無線傳輸距離：≤ 8 毫米
 充電兼容產品：符合 Qi 標準的設備
 iPhone Magsafe 系列
 AirPods 無線充電系列
 iWatch SE, Ultra, 4 至 8 系列
 磁吸兼容產品：iPhone Magsafe 系列
 iWatch SE, Ultra, 4 至 8 系列

連接電源

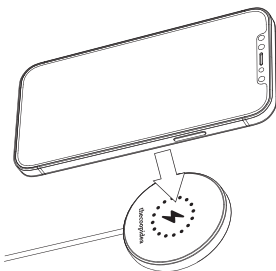
將 D-TAPE 的 Type-C 充電線連接到有電源的 USB 適配器。
 請使用輸出功率至少為 10W 的電源適配器以獲得最佳充電體驗。
 要享受 15W 快充功能，請確保您的電源適配器符合 PD 3.0 標準，
 並且您的設備兼容快充功能。



為手機充電

請確保您的手機兼容無線充電功能。為手機無線充電時，請確保手機保護殼兼容無線充電功能，或者卸下手機保護殼。一般手機保護殼可能不具備無線充電功能。

將手機放在 D-Tape (手機專用無線磁吸充電感應板一面) 上，設備將自動開始充電。



警告

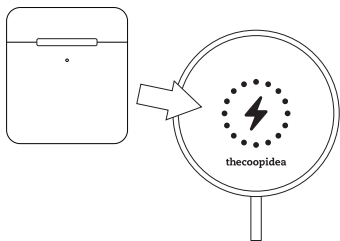
在使用本產品之前，請仔細閱讀所有安全說明和警告。不當使用本產品可能會損壞本產品或附屬產品。

- 本產品不可兩面不同的設備同時進行充電。
- 本產品具有輸入過流及過壓保護功能。使用不當會導致產品關機或降低輸出功率。請檢查設備是否異常或使用不當。
- 請保持在 0 至 35 攝氏度的環境溫度下操作。勿使產品接觸水、火。請勿放置於高溫 (>40 攝氏度) 和低溫 (<-20 攝氏度) 的環境。請放置於兒童接觸不到的地方。
- 請使用乾燥的軟布清潔本產品表面，請勿使用化學品、肥皂或清潔劑。
- 避免跌下、碰撞、磨損和撞擊。
- 如果您發現本產品過熱、散發異味、變形、刺破或有任何可疑或異常行為，請立即停止使用。

為耳機充電

請確保您的耳機兼容無線充電功能。為耳機無線充電時，請確保耳機保護殼兼容無線充電功能，或者卸下耳機保護殼。一般手機保護殼可能不具備無線充電功能。

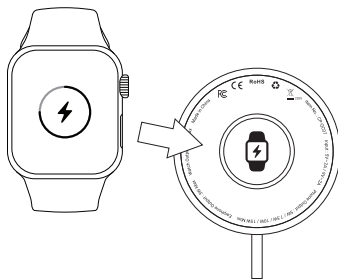
將耳機放在 D-Tape (耳機專用無線充電感應板一面) 上，設備將自動開始充電。



為智能手錶充電

請確保您的智能手錶兼容無線充電功能。

將智能手錶放在 D-Tape (智能手錶無線磁吸充電感應板一面) 上，設備將自動開始充電。



警告符號及注意事項說明

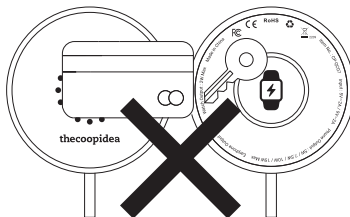
- CE 本產品符合 CE 指令。
- 此符號表示裝置內的非絕緣材料可能會導致觸電。為了安全起見，請勿拆下產品外殼。
- 此符號表示直流電。
- 此符號表示請仔細閱讀隨附文字並應注意功能，以免發生操作及保養問題。
- 請勿將本產品連同其他家庭廢棄物一起丟棄。請遵守當地電子與電氣產品及電池分類回收的規則。正確丟棄此類產品可避免對環境及人類健康產生潛在的負面影響。

故障排除

當操作異常時，請從電源插座上取下 D-TAPE，然後重新連接。請取下充電中的設備並確保設備背面沒有依附任何金屬物件。重新將您的設備正確地放置在 D-Tape 上。

請勿在 D-Tape 上放置金屬或其他金屬物件，例如信用卡、鑰匙、硬幣、電池，以免造成短路。

當 D-Tape 移動電源的磁吸支架過熱時，請取下您充電中的設備，直到磁吸支架冷卻後再嘗試重新充電。



保修條款和條件

本產品自購買日起隨附十二 (12) 個月原廠保修。本產品狀態良好。故障屬於保修條款範圍的情況下，若需更換裝置，擁有人必須提供原廠購買收據才可進行更換。若裝置在未經驗廠商授權的情況下拆解或修繕，保修將立即失效。擁有人需自行負責將裝置退回代理或製造商的任何費用。