

USER MANUAL PALLET

Fast 15W Wireless Charging Pad

! This product only supports wireless charging devices with wireless charging feature.

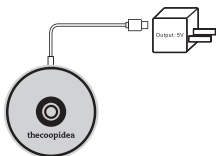
1 Charging your device

Step 1 :

Connect the wireless charger Type-C cable to a powered USB device.

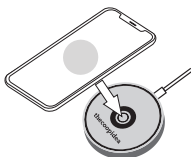
Please use a power adapter with output power not lower than 15W for optimal charging experience.

Quick charge function will apply only to Android devices that enable quick charge. Please make sure your power adapter meets with QC2.0/3.0/4.0 standard.



Step 2 :

Place your mobile device on the top of the product. Ensure it is on the right position/direction.



- 1 TYPE-C Ports
- 2 LED Indicator
- 3 Wireless Charging Sensor

SPECIFICATION

Dimension	: 90 x 89.5 x 16 mm (L x W x H)
Net Weight	: 102g
Input	: DC5V=2A, 9V=2A, 12V=2A
Output	: 5W, 10W, 15W
Charging Efficiency	: ≥ 70%
Transmission Distance	: 4 to 7 mm

2 LED indicator status


Connected Power	Alternately flashes twice in blue and white light then stays in blue light.
Charging	Blue light turns to white.
Fully Charged	White light turns off.

3 Trouble Shooting

If any functional abnormally is encountered, unplug the unit from the mains socket and reconnect it again. Replace your mobile device on the unit.

When the LED indicator flashes in white and blue alternatively:
 A. The mobile device may not be in the correct placement.
 B. There may be insufficient power supply.
 C. The charging system may be faulty.

For safety reason, during charging, please do not put metal or other materials on the wireless charger, i.e. credit cards, keys, coins, batteries, that may cause short circuit.



WARNING

- Store the product in a dry area. Keep away from fire, heat, moist and erosive materials.
 - Do not use rough chemical such as soap or cleanser to scrub the product.
 - Do not disassemble, damage, or expose the product to water or fire. Warranty will be voided by any misuse of the product.
 - Always insert the USB device in the correct direction. Failure to do so may result in damage to the USB device and this unit.
 - Only use with products designed to be powered or charged via a USB socket.
- While in use**
- Unwind the cable to its full length.
 - Never wrap the cable around the unit, or coil it together unless leave it tangled. Doing so may result to product damage and related hazards.

WARRANTY TERMS & CONDITION

Product comes with a twelve (12) months factory warranty from the date of purchase.

Your product is in perfect condition. To maintain its high quality of use, please do as follow:

- Keep dry and away from damp and erosive goods
- Do not disassemble the product
- Store under room temperature
- Do not drop, hit, apply force to the product in any way

In the event where a replacement unit is needed, the owner must provide the original receipt of purchase in order to grant replacement, providing the defect falls under warranty terms. If your unit has been disassembled or repaired without the manufacturer's authorization, the warranty will be immediately voided. The owner is responsible for any fee and charges of delivering the unit back to the agent or manufacturer.



This product is compliant with the CE directive



Do not dispose of your product with other household waste. Please act according to local rules on the separate collection of electrical and electronic products and batteries. The correct disposal of these products helps prevent potentially negative consequences on the environment and human health.



This symbol indicates uninsulated material within your unit may cause an electrical shock. For the safety, please do not remove product covering.



This symbol indicates attention to features for which you should read the enclosed literature closely to prevent operating and maintenance problems.