




Difference between the Art.833 & 338.



The locking bar's opening direction for Art.833 is opposite of Art.338.

When the opening **U** is less than 90mm, the extended locking bar of the Art.338 does not allow you to open the gate (right pic). The Art.833 was designed with the locking bar extending in the opposite direction, suitable for gates with measurement of **U** as narrow as 55mm.

When to choose Art.338, and not Art.833.



The keyhole for Art.833 is on the opposite of Art.338.

When the space between the gate and door is about 80mm, it is difficult to insert the key to unlock when you want to exit your apartment.

If **U** is 90mm or more, install Art.338.

No issue for newer BTOs' gates as the space in-between is about 200mm.