

PRODUCT INFORMATION PACKET

Model No: 048A11O1524
Catalog No: X213
1/4,1075,OPAO,48Y,1/60/208-230
Condenser Fans



Regal and Marathon are trademarks of Regal Beloit Corporation or one of its affiliated companies.
©2018 Regal Beloit Corporation, All Rights Reserved. MC017097E

Nameplate Specifications

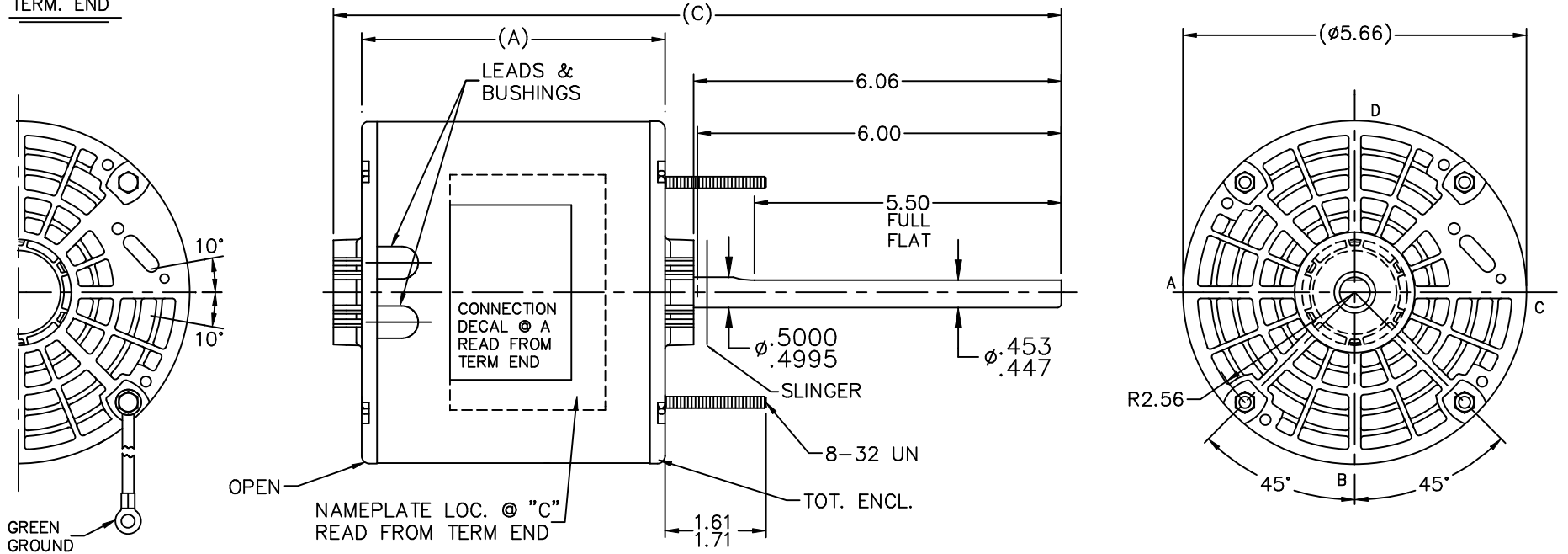
Output HP	0.25 Hp	Output KW	0.19 kW
Frequency	60 Hz	Voltage	208-230 V
Current	1.4-1.2 A	Speed	1075 rpm
Service Factor	1	Phase	1
Efficiency	66 %	Duty	Continuous
Insulation Class	B	Design Code	NO DESIGN CODE
KVA Code	A	Frame	48Z
Enclosure	Open Air Over	Overload Protector	Automatic Lock Rotor Only
Ambient Temperature	60 °C	Drive End Bearing Size	6203
Opp Drive End Bearing Size	6203	UL	Recognized
CSA	Y	CE	N
IP Code	10		

Technical Specifications

Electrical Type	Permanent Split Capacitor	Starting Method	Across The Line
Poles	6	Rotation	Selective Counterclockwise
Mounting	Round - Extended Studs	Motor Orientation	Shaft Up
Drive End Bearing	Ball	Opp Drive End Bearing	Ball
Frame Material	Rolled Steel	Shaft Type	Single Special Extension
Overall Length	11.18 in	Frame Length	3.75 in
Shaft Diameter	0.500 in	Shaft Extension	6.06 in
Assembly/Box Mounting	W8		
Outline Drawing	A-SS403721-375	Connection Diagram	6906496

This is an uncontrolled document once printed or downloaded and is subject to change without notice. Date Created: 10/08/2018

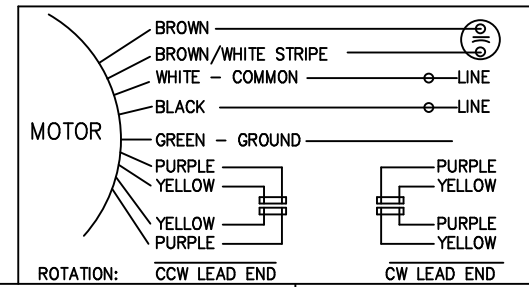
TERM. END



DASH	FRAME	B	O.L.
375	48Y	11.19	4.25
400	48Y	11.44	4.50
450	48Y	11.94	5.00
500	48Y	12.44	5.50

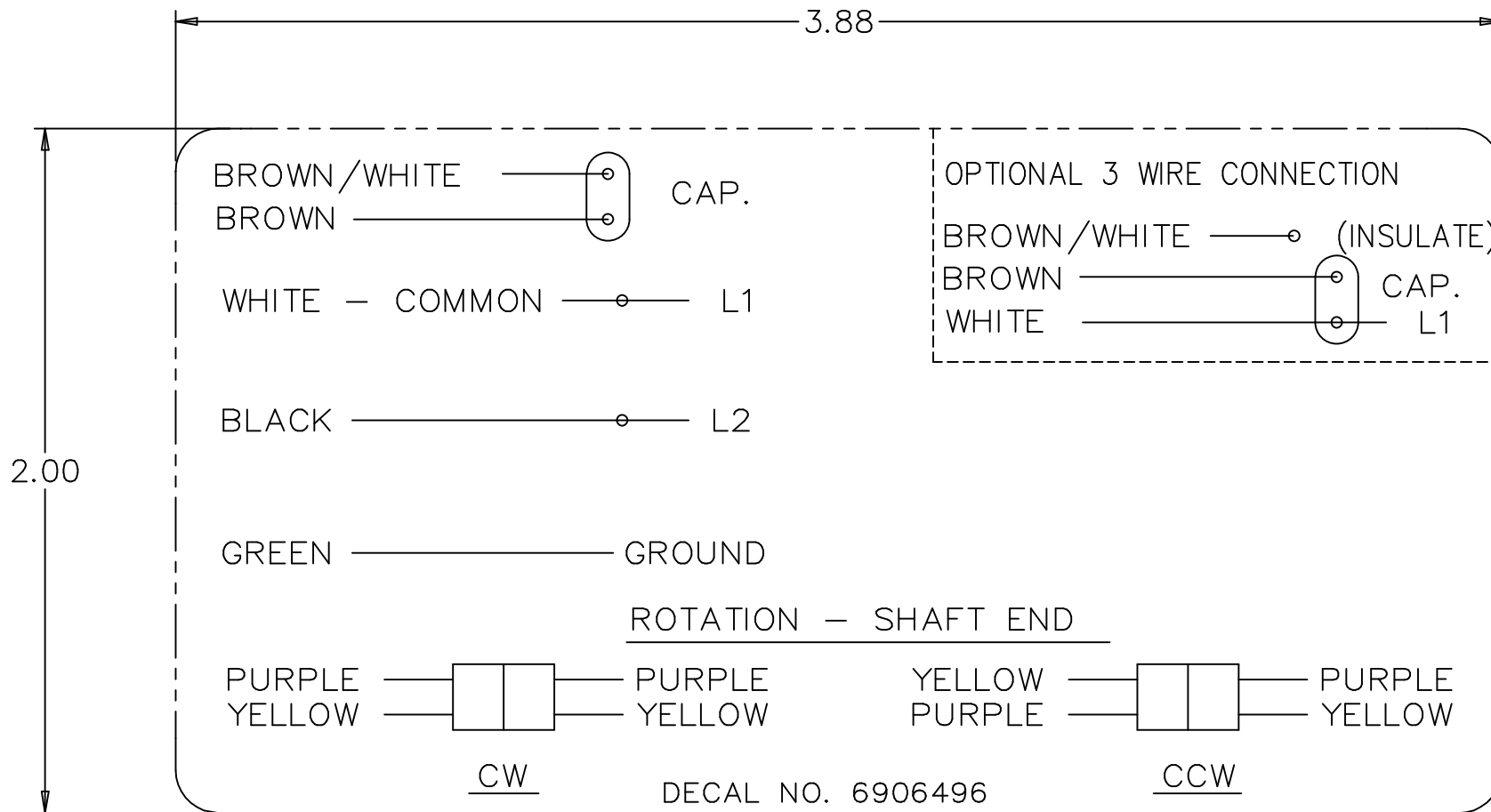
LEAD DESCRIPTION:

1 BLACK AND 1 WHITE LEAD WITH .50 BARE WIRE STRIP 30.00" LONG.
 2 BROWN CAPACITOR LEADS WITH .25 FLAG-TYPE QUICK CONNECTS 30.00" LONG. BROWN WITH WHITE MARK IS COMMON TO WHITE LEAD.
 REVERSING LEADS ARE MOLDED INTO MATING PULL APART PLUGS.
 1 PURPLE AND 1 YELLOW PER PLUG 5.00" LONG.
 GREEN GROUND LEAD WITH TERM. FOR #10 SCREW 12.00" LONG.



				TOLERANCES UNLESS SPECIFIED			DRAWN GRB 05-22-2008				
				DEC.	INCHES		CHK SP 05-22-2008				
				.X	±.1		APPD NB 05-22-2008				
				.XX	±.03		SCALE 3=8				
				.XXX	±.005		REF SS73903				
				.XXX	±.0005	TITLE	OUTLINE				
				.XXXX	±.0005	MAT'L.					
NO.	REVISION	BY & DATE	CHK	ANG	±7'30"	FINISH					
			RFP	05-22-2008		CAD FILE	ss403721	SIZE	A	DRAWING NO.	SS403721
			DIST	WP				PAGE		OF	
THIS DRAWING IN DESIGN AND DETAIL IS OUR PROPERTY AND MUST NOT BE USED EXCEPT IN CONNECTION WITH OUR WORK ALL RIGHTS OF DESIGN AND INVENTION ARE RESERVED THIS IS AN ELECTRONICALLY GENERATED DOCUMENT - DO NOT SCALE THIS PRINT											REV.

ERROR: undefined
OFFENDING COMMAND: PS
STACK :



NO.	REVISION	BY & DATE	CHK	TOLERANCES UNLESS SPECIFIED		FINISH	DRAWN MRB 04-16-1998		
				DEC.	INCHES				
4	ADDED DIM. TO DECAL	RDH 09/22/2003	ML	.X	±.1	REGAL-BELOIT <i>Motor Technologies</i>	CHK ML 04-22-1998		
3	REMOVED 'MARATHON ELECTRIC' CN 35106	DRS 05-01-2002	TOM	.XX	±.02		TITLE CONNECTION DECAL	APPD GK 04-22-1998	
2	PART NAME WAS CONNECTION DIAGRAM CN 25669	MRB 04-23-1998		.XXX	±.005			SCALE 1=1	
1	NEW DRAWING CN 25669	MRB 04-22-1998		.XXXX	±.0005		MAT'L.	REF	
				ANG	±7'30"		FMF		
				RFP		CAD FILE 6906496	PREV		
				DIST	WP	SIZE A	DRAWING NO. 6906496	PAGE OF	REV. 4

CERTIFICATION DATA SHEET

Model#: 48A1101524 C **WINDING#:** PE4861637 NONE 2
CONN. DIAGRAM: 6906496 **ASSEMBLY:** W8
OUTLINE: A-SS403721-375

TYPICAL MOTOR PERFORMANCE DATA

HP	KW	SYNC. RPM	F.L. RPM	FRAME	ENCLOSURE	KVA CODE	DESIGN
1/4	0.19	1200	1075	48Z	OPAO	A	NO DESIGN CODE

PH	Hz	VOLTS	FL AMPS	START TYPE	DUTY	INSL	S.F	AMB°C	ELEVATION
1	60	208-230	1.4-1.2	ACROSS THE LINE	CONTINUOUS	B3	1.0	60	3300

FULL LOAD EFF: 66	3/4 LOAD EFF: -	1/2 LOAD EFF: -	GTD. EFF	ELEC. TYPE	NO LOAD AMPS
FULL LOAD PF: 99	3/4 LOAD PF: -	1/2 LOAD PF: -	0	PSC 1 SPEED	.5

F.L. TORQUE	LOCKED ROTOR AMPS	L.R. TORQUE	B.D. TORQUE	F.L. RISE°C
18.8 LB-FT	2.8	7.53 LB-FT -	27.5 LB-FT -	0

SOUND PRESSURE @ 3 FT.	SOUND POWER	ROTOR WK^2	MAX. WK^2	SAFE STALL TIME	STARTS /HOUR	APPROX. MOTOR WGT
0 dBA	10 dBA	- LB-FT^2	0 LB-FT^2	0 SEC.	0	- LBS.

***** SUPPLEMENTAL INFORMATION *****

DE BRACKET TYPE	ODE BRACKET TYPE	MOUNT TYPE	ORIENTATION	SEVERE DUTY	HAZARDOUS LOCATION	DRIP COVER	SCREENS	PAINT
STANDARD	STANDARD	ROUND-EXTENDED STUDS	SHAFT UP	FALSE	NONE	FALSE	NONE	GRAY (POWDER)

BEARINGS		GREASE	SHAFT TYPE	SPECIAL DE	SPECIAL ODE	SHAFT MATERIAL	FRAME MATERIAL
DE	OPE						
BALL	BALL	BEACON 325	SGL SPL EXT	0.500 x 6.00 IN SEF WITH 5.50 IN FULL FLAT	NONE	1144 STRESSPROOF (C-223)	ROLLED STEEL
6203	6203						

THERMO-PROTECTORS				THERMISTORS	CONTROL	SPACE /n HEATERS
THERMOSTATS	PROTECTORS	WDG RTDs	BRG RTDs			
NONE	AUT LCK RTR ONLY	NONE	NONE	NONE	FALSE	NONE VOLTS

If Inverter equals NONE, contact factory for further information

*
N
O
T
E
S
*

INVERTER TORQUE: NONE
INV. HP SPEED RANGE: NONE
ENCODER: NONE
NONE NONE
NONE NONE PPR
BRAKE: NONE NONE
NONE P/N NONE
NONE NONE
NONE FT-LB NONE V NONE Hz

DATE: 06/27/2017 03:54:55 AM

FORM 3531 REV.3 02/07/99

** Subject to change without notice.

