

# PRODUCT INFORMATION PACKET

Model No: 048A11O656  
Catalog No: X045  
1/3,1075,OPAO,48Y,1/60/208-230  
Direct Drive



Regal and Marathon are trademarks of Regal Beloit Corporation or one of its affiliated companies.  
©2018 Regal Beloit Corporation, All Rights Reserved. MC017097E

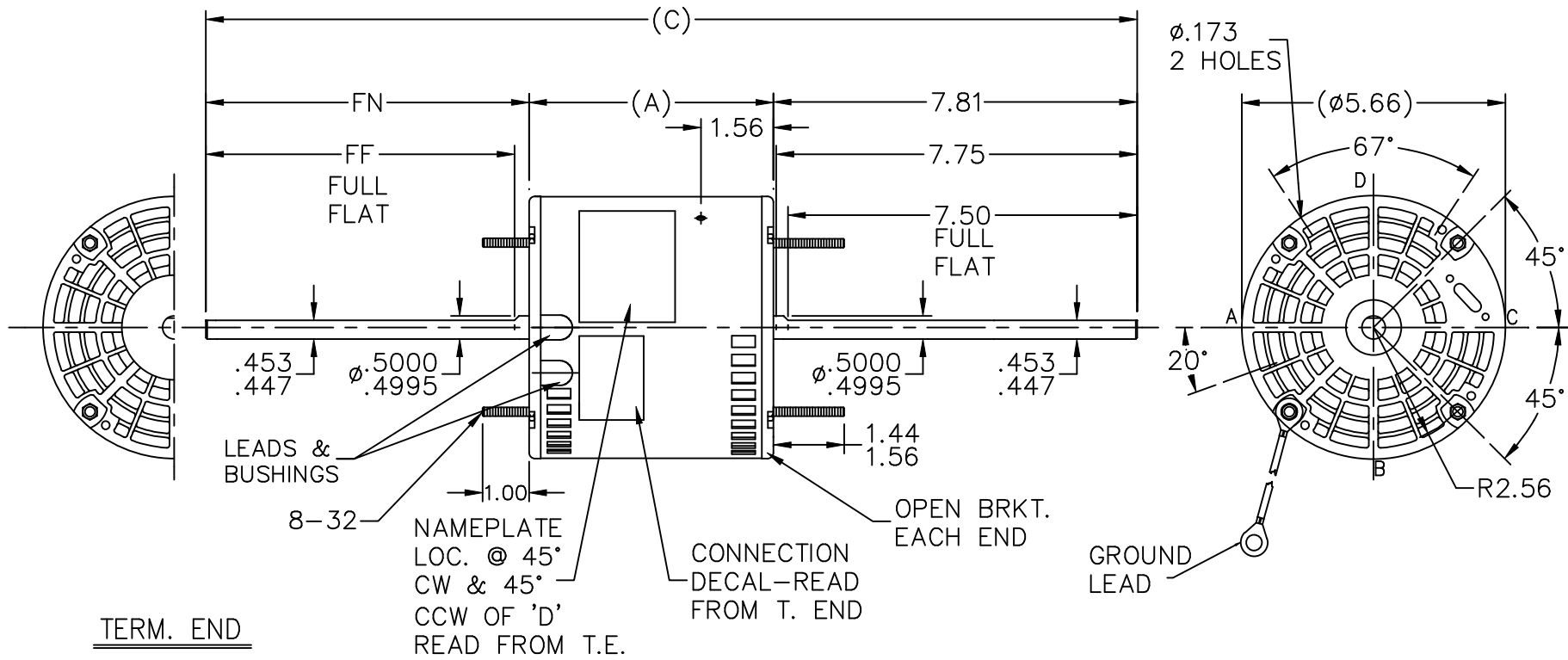
**Nameplate Specifications**

Output HP	<b>0.33 Hp</b>	Output KW	<b>0.25 kW</b>
Frequency	<b>60 Hz</b>	Voltage	<b>208-230 V</b>
Current	<b>3.4 A</b>	Speed	<b>1075 rpm</b>
Service Factor	<b>1</b>	Phase	<b>1</b>
Efficiency	<b>57 %</b>	Duty	<b>Continuous</b>
Insulation Class	<b>B</b>	Design Code	<b>NO DESIGN CODE</b>
KVA Code	<b>E</b>	Frame	<b>48Y</b>
Enclosure	<b>Open Air Over</b>	Overload Protector	<b>Automatic Lock Rotor Only</b>
Ambient Temperature	<b>40 °C</b>	Drive End Bearing Size	<b>6203</b>
Opp Drive End Bearing Size	<b>6203</b>	UL	<b>Recognized</b>
CSA	<b>Y</b>	CE	<b>N</b>
IP Code	<b>10</b>		

**Technical Specifications**

Electrical Type	<b>Permanent Split Capacitor</b>	Starting Method	<b>Across The Line</b>
Poles	<b>6</b>	Rotation	<b>Fixed Counterclockwise</b>
Mounting	<b>Resilient Ring - Extended Studs</b>	Motor Orientation	<b>Horizontal</b>
Drive End Bearing	<b>Ball</b>	Opp Drive End Bearing	<b>Ball</b>
Frame Material	<b>Rolled Steel</b>	Shaft Type	<b>Special Extension Both Sides</b>
Overall Length	<b>20.00 in</b>	Frame Length	<b>4.25 in</b>
Shaft Diameter	<b>0.500 in</b>	Shaft Extension	<b>7.81 in</b>
Assembly/Box Mounting	<b>F1 Only</b>		
Outline Drawing	<b>A-SS403669-425</b>	Connection Diagram	<b>6906495</b>

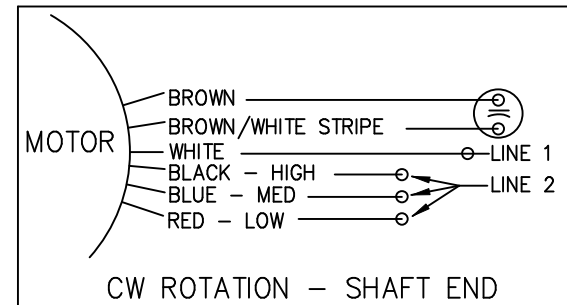
**This is an uncontrolled document once printed or downloaded and is subject to change without notice. Date Created: 10/08/2018**



TERM. END

DASH	FR.	C	A	FN	FF
350	48Y	20.00	4.00	8.19	7.88
375	48Y	20.00	4.25	7.94	7.62
400	48Y	20.00	4.50	7.69	7.38
425	48Y	20.00	4.75	7.44	7.13

LEADS DESCRIPTION:  
 4 LEADS WITH .50 BARE WIRE STRIP  
 30.00 LONG WHITE, BLACK, BLUE, RED  
 2 BROWN LEADS WITH .25 FLAG-TYPE  
 QUICK-30.00 LONG BROWN LEAD WITH  
 WHITE MARK IS COMMON TO WHITE LEAD  
 GRN. GRD. LEAD W/ TERM. FOR #10  
 SCREW 12.00 LONG



NO.	REVISION	BY & DATE	CHK	TOLERANCES UNLESS SPECIFIED	
				DEC.	INCHES
				.X	±.1
				.XX	±.03
				.XXX	±.005
				.XXXX	±.0005
				ANG	±7'30"
			RFP	12-26-2007	
			DIST	WP	

**MARATHON ELECTRIC**

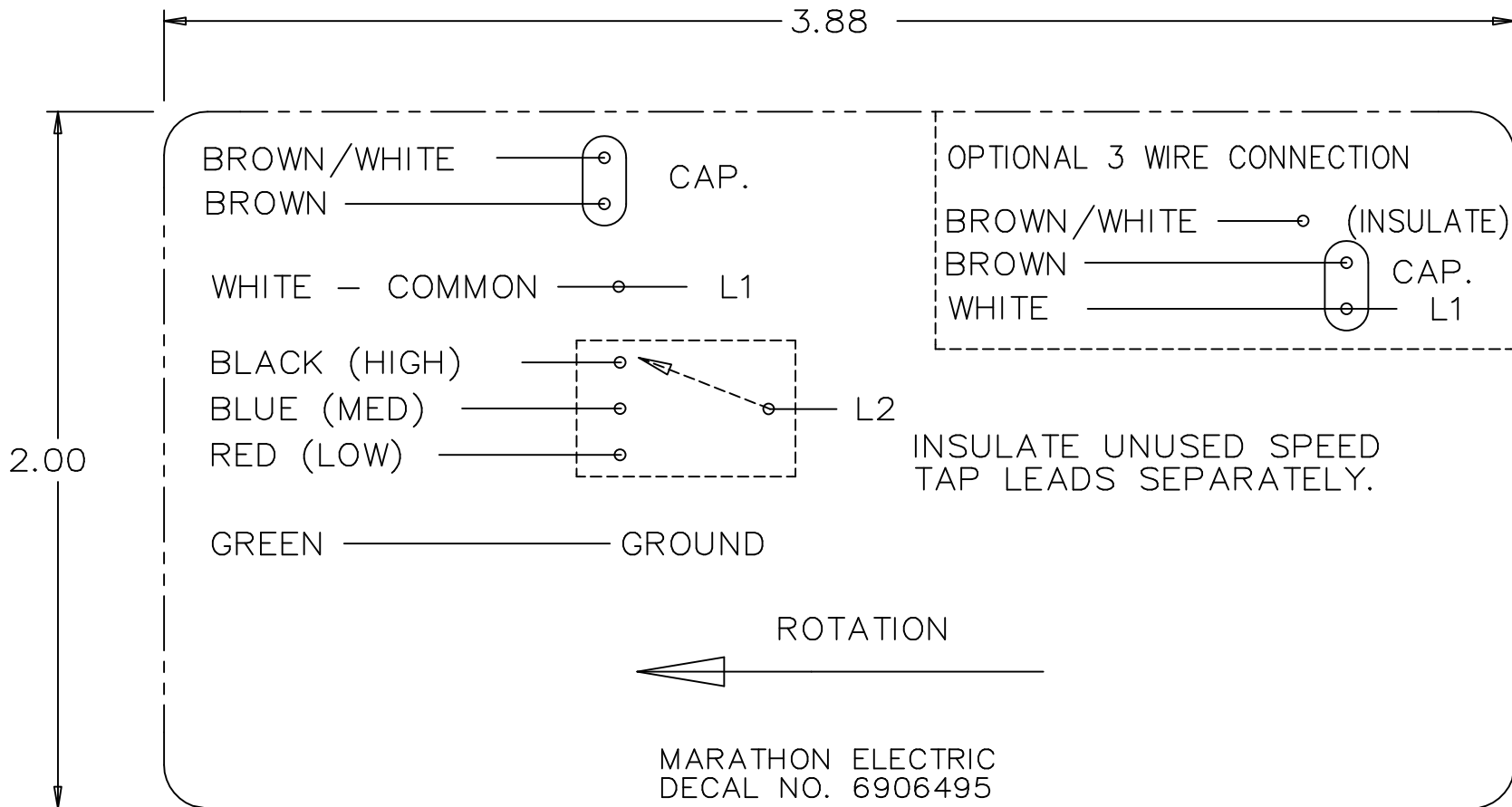
TITLE OUTLINE

MAT'L.

FINISH

CAD FILE SS403669

DRAWN	NB 12-26-2007
CHK	VL 12-26-2007
APPD	VL 12-26-2007
SCALE	9=32
REF	SS73799
FMF	07-2838
PREV	
SIZE	A
DRAWING NO.	SS403669
PAGE	OF
REV.	



				TOLERANCES UNLESS SPECIFIED		REGAL-BELOIT <i>Motor Technologies</i>	DRAWN MRB 04-16-1998		
				DEC.	INCHES		CHK	ML 04-22-1998	
				.X	±.1		APPD	GK 04-22-1998	
3	REMOVED 'MARATHON ELECTRIC' CN 35106	DRS 05-01-2002	TOM	.XX	±	TITLE CONNECTION DECAL	SCALE	1=1	
2	PART NAME WAS CONNECTION DIAGRAM CN 25669	MRB 04-23-1998		.XXX	±.005		REF		
1	NEW DRAWING CN 25669	MRB 04-22-1998		.XXXX	±.0005	MAT'L.	FMF		
NO.	REVISION	BY & DATE	CHK	ANG	±	FINISH	PREV		
THIS DRAWING IN DESIGN AND DETAIL IS OUR PROPERTY AND MUST NOT BE USED EXCEPT IN CONNECTION WITH OUR WORK ALL RIGHTS OF DESIGN AND INVENTION ARE RESERVED THIS IS AN ELECTRONICALLY GENERATED DOCUMENT - DO NOT SCALE THIS PRINT			RFP	CAD FILE 6906495		SIZE	DRAWING NO.	PAGE OF	REV.
			DIST	WP		A	6906495	3	3

```
ERROR: syntaxerror  
OFFENDING COMMAND: --nostringval--
```

```
STACK:
```

```
/RS  
-dictionary-  
/Pscript_WinNT_Compact  
-dictionary-
```



\*\* Subject to change without notice.