

Roll-Out Access Pathway



Mobi-Mat® RecPath™ is a portable and removable rollout access pathway for pedestrians, wheelchair users, strollers, bicycles and ATVs.

ADA/ABA/AODA - Compliant

Firm, safe and stable, easy for any type of wheelchair, stroller or walker to maneuver on – providing a smooth continuous surface without gaps.

Environmentally Friendly

Made of 100% recycled polyester, Mobi-Mat® RecPath™ contributes to the environment by utilizing recycled plastics.



RecPath™ channels traffic along designated areas to protect sensitive dunes.

User friendly Cool and smooth surface

The blue AFX Mobi-Mat® RecPath™ permeable structure remains cool when exposed to very high temperature up to 80°C (176°F), for the benefit of barefoot beachgoers and disabled people.

Lightweight and Easy Installation

Mobi-Mat® is only 0.27 lbs/sqft, facilitating installation and retrieval of a 50' long section by two persons in ten minutes. Installation and retrieval can be performed by one person when using our Mobi-Roller™.

Color: Blue Jay





Easily provides dedicated traffic lanes. It is great for visually impaired persons.

Low Maintenance:

The Mobi-Mat® permeable structure allows sand to filter through, without sinking into the sand. Mobi-Mat® RecPath™ is easily maintained by sweeping any excess sand build up with a broom or with a leaf blower.





Product Trade-mark	Material	Grade	Color	Part Number	Roll Dimensions*			Roll weight (lbs)	
					Width (ft)	Length (ft)	Diameter (in)		
 Mobi-Mat®	 100% Recycled Polyester	 0.27	 Blue Jay	206 483	5	16.5	12	22	
						206 484	33	14	45
						206 485	50	16	68
				206 486			82	18	111
				206 488			100	20	135
				206 494	6.5	16.5	12	29	
				206 495		33	14	58	
				206 496		50	16	88	
				206 497		82	18	144	
				206 498		100	20	176	

Anchorage included in the kit:

- X connection



- Staples and/or Spikes



* For any customized length, please contact DMS Inc. Phone# (973) 928-3040
 The installation sheet can be downloaded on www.mobi-mat-chair-beach-access-dms.com

• The installation sheet can be downloaded on www.mobi-mat-chair-beach-access-dms.com



• Discover our complete range on www.mobi-mat-chair-beach-access-dms.com



5' & 6.5' wide RecPath™



RecPath™ Sign



Mobi-Roll'N Stow™



6.5' & 10' wide VMM™



DESCHAMPS MATS SYSTEMS INC.

218 Little Falls Road, Unit 12
 Cedar Grove NJ 07009, USA

☎ : + 1 973 928 3040

✉ : info@mobi-mat.com



www.mobi-mat.com

- [mobimat.access](https://www.facebook.com/mobimat.access)
- [MobiMatUS](https://www.pinterest.com/MobiMatUS)
- [recpath Mobi-Mat](https://www.youtube.com/recpathMobi-Mat)
- [company/deschamps](https://www.linkedin.com/company/deschamps)