

Take the
STRESS
out of
planning
your
Novel
Study!

ASK or ANSWER!
Write either the answer or the question to what is given below.

? ASK WHO rescues Wilbur? → **ANSWER!**

WHAT →

WHERE is Wilbur's new home after he leaves Fern's house? →

WHEN →

WHY does Wilbur cry hysterically in Chapter 7? →

HOW do Wilbur and Charlotte meet? →

Theme Thoughts
Name _____

What are two morals or lessons that can be learned from the story? Write one in the pig, and another in the goose egg below.



©2016, 2022 Nothing but Class
RL, 3, 4, 5, 6, 7, 8, 9

A Typical Day: Wilbur and you
Name _____

In Chapter 4, we learn about a typical day in the life of Wilbur. Using the text, write about Wilbur's typical schedule on the left. On the right, outline your typical schedule.

Wilbur's Schedule		My Schedule	
Time	Activity	Time	Activity
6:30-7:00			
7:00-8:00			
8:00-9:00			
9:00-11:00			
11:00-12:00			
12:00-1:00			

Obstacles
Name _____

Think about the characters in the story that are listed below. First, write what their goals or wishes are. Then, write what obstacles get in the way of their goals or wishes. Finally, write about whether or not they reached their goals or wishes, and explain how. Remember that some characters may have multiple goals, and that their goals may have changed throughout the story.

Character	Goals or Wishes	Obstacles	Did they reach their goals? Explain.
Fern			
Wilbur			
Charlotte			
Templeton			
The Zuckermans			
Mrs. Arable			

©2016, 2022 Nothing but Class
RL, 3, 4, 5, 6, 7, 8, 9

Includes 19 Activities to deepen student understanding.

Focuses include: Plot, Theme, Character Analysis, Setting, Figurative Language, and more!

Name _____

Scene Snapshot

In the rectangle below, illustrate your favorite scene from the story so far.

Name _____

Chapter Highlights

Below, illustrate and write about three main events in the section you just read. Then, draw an illustration for each event. In the bottom banner, write a suitable new title for the reading.

First, _____

Next, _____

Name _____

Cause and Effect

Cut out each box below. On another piece of paper, glue each event next to its matching effect.

Story Events	Effects
Event: Fern tells her parents that she hears the animals talking in the barn.	Effect: Visitors from all over come to the farm to see Charlotte's web.
Event: Avery tries to capture Charlotte.	Effect: Templeton gets the job of bringing magazine clippings to the animals.
Event: The Zuckermans see that Charlotte's web says, "SOME PIG!"	Effect: Everyone is sad about the coming of fall and winter.
Event: The animals decide that Charlotte	Effect: Mrs. Arable feels relieved and

Name _____

Character Changes

Think about the characters below, and how they changed. Describe the characters in the beginning of the story. Then, describe the characters at the end of the story.

Beginning of the Story	End of the Story
<div style="display: flex; align-items: center;"> <div style="writing-mode: vertical-rl; transform: rotate(180deg); font-weight: bold; margin-right: 5px;">Wilbur</div> <div style="border: 1px solid black; width: 100%; height: 40px;"></div> </div>	<div style="border: 1px solid black; width: 100%; height: 40px;"></div>
<div style="display: flex; align-items: center;"> <div style="writing-mode: vertical-rl; transform: rotate(180deg); font-weight: bold; margin-right: 5px;">Avery</div> <div style="border: 1px solid black; width: 100%; height: 40px;"></div> </div>	<div style="border: 1px solid black; width: 100%; height: 40px;"></div>
<div style="display: flex; align-items: center;"> <div style="writing-mode: vertical-rl; transform: rotate(180deg); font-weight: bold; margin-right: 5px;">Templeton</div> <div style="border: 1px solid black; width: 100%; height: 40px;"></div> </div>	<div style="border: 1px solid black; width: 100%; height: 40px;"></div>
<div style="display: flex; align-items: center;"> <div style="writing-mode: vertical-rl; transform: rotate(180deg); font-weight: bold; margin-right: 5px;">Charlotte</div> <div style="border: 1px solid black; width: 100%; height: 40px;"></div> </div>	<div style="border: 1px solid black; width: 100%; height: 40px;"></div>

Name _____

Would you Rather...


Think about each of the scenarios below. Circle your choices on the left. Then, explain your choices on the right.


Choice #1	...be a pig? ...or be a spider?	<div style="border-bottom: 1px solid black; height: 15px; width: 100%;"></div> <div style="border-bottom: 1px solid black; height: 15px; width: 100%;"></div> <div style="border-bottom: 1px solid black; height: 15px; width: 100%;"></div>	Explanation
Choice #2	...be radiant? ...or be humble?	<div style="border-bottom: 1px solid black; height: 15px; width: 100%;"></div> <div style="border-bottom: 1px solid black; height: 15px; width: 100%;"></div> <div style="border-bottom: 1px solid black; height: 15px; width: 100%;"></div>	Explanation
Choice #3	...be a child? ...or be an adult?	<div style="border-bottom: 1px solid black; height: 15px; width: 100%;"></div> <div style="border-bottom: 1px solid black; height: 15px; width: 100%;"></div> <div style="border-bottom: 1px solid black; height: 15px; width: 100%;"></div>	Explanation
Choice #4	...be at home? ...or travel?	<div style="border-bottom: 1px solid black; height: 15px; width: 100%;"></div> <div style="border-bottom: 1px solid black; height: 15px; width: 100%;"></div> <div style="border-bottom: 1px solid black; height: 15px; width: 100%;"></div>	Explanation


Name _____


Character Cube


Instructions: Cut out the cube carefully. Fold along the lines. Use the flaps to glue your cube together. Then, complete the "Character Cube" activity using your cube.



Avery


Wilbur


Fern


The Goose


Templeton


Charlotte

Name _____

The Character's PROBLEM

In the story, Travis encounters many problems. Choose one of the problems in the story. Write about the problem in the spaces below.

What is the character's problem? <div style="border: 1px solid black; height: 80px; width: 100%;"></div>	With what emotions does the character react to the problem? <div style="border: 1px solid black; height: 80px; width: 100%;"></div>
Is the problem resolved? If so, how? If not, why not? <div style="border: 1px solid black; height: 80px; width: 100%;"></div>	What does the character do to try to solve the problem? <div style="border: 1px solid black; height: 80px; width: 100%;"></div>

Extra *Goodies* make it so easy to use!

Student Packet Cover provided.


Standards are named for you!

End-of-the-book Project Choices includes accompanying grading sheet.

ACTIVITY PACKET

Charlotte's Web

By E.B. White



Name _____

TABLE OF CONTENTS: Reading Response Activities

Focus	Common Core	Pages	Resource	Use with Chapter(s)
		3	Activity Packet cover	
Ask and Answer Questions	RL 3.1/RL 4.1/RL 5.1/RL 6.1	4	Ask or Answer! Answer key on pg. 29	1-7
Theme	RL 3.2/RL 4.2/RL 5.2/RL 6.2	5	Theme Thoughts Answer key on pg. 30	Use after finishing the novel.
Plot	RL 3.3/RL 4.3/RL 5.3/RL 6.3	6	A Typical Day: Wilbur and You Answer key on pg. 31	4
		7	Scene Snapshot	any
		8	Obstacles Answer key on pg. 32	Use after finishing the novel.
		9	Chapter Highlights	any
		10-11	Cause and Effect Answer key on pg. 33	8-15
Character Analysis	RL 3.3/RL 4.3/RL 5.3/RL 6.3	12	Who's Your Favorite?	any
		13	Character Changes Answer key on pg. 34	Use after finishing the novel.
		14	Character Traits Answer key on pg. 35	Use after finishing the novel.
		15-16	Character Cube	Use after finishing the novel.
Setting	RL 3.3/RL 4.3/RL 5.3/RL 6.3	17-18	Setting Anchor Posters (in color and b/w)	any
		19	Setting: The Five Senses Answer key on pg. 36	3
		20	Setting and Imagery	any
Figurative Language	RL 3.4/RL 4.4/RL 5.4/RL 6.4	21-22	Types of Figurative Language	any
Point of View	RL 3.6/RL 4.6/RL 5.6/RL 6.6	23	Point of View Chapter 13: Good Progress	13
Connecting Text with Illustrations	RL 3.7/RL 4.7/RL 5.7/RL 6.7	24	My Book Cover	Use after finishing the novel.
Comprehension	RL 3.10/RL 4.10/RL 5.10/RL 6.10	25	Reading Strategy: Predictions	any
Opinion Writing	W 3.1/W 4.1/W 5.1/W 6.1	26	Would You Rather...?	Use after finishing the novel.
		27	My Book Review	Use after finishing the novel.
		28	Culminating Project Options	Use after finishing the novel.
		29-36	Answer Keys provided for: • Ask or Answer pg. 29 • Theme Thoughts pg. 30 • A Typical Day: Wilbur and You pg. 31 • Obstacles pg. 32 • Cause and Effect pg. 33 • Character Changes pg. 34 • Character Traits pg. 35 • Setting: The Five Senses pg. 36	

Name _____

Culminating Project Choices

Now that you have completed the book, choose one of the final projects to do below!

- SEQUEL:** Write a sequel to *Charlotte's Web*. What happens to the Wilbur and his friends?
- WHO'S THE AUTHOR?:** Use the Internet to do research about the author, E.B. White. Write a biography about him. Make sure to include a Works Cited page.
- DEAR DIARY:** Choose a character in the book. Write about the events in the book from his or her point of view, in the form of several diary entries.
- NEWSPAPER:** Create a newspaper that is themed around the events in the book. You might include articles, advertisements, comic strips, and an advice column.
- PLAYWRIGHT:** Choose your favorite scene(s) from *Charlotte's Web*. Write it in the form of a play. Either record it to show to the class, or perform it in front of the class!
- BOARD GAME:** Create a board game which is themed around *Charlotte's Web*. Be creative!
- NEWS INTERVIEW:** Imagine you are a journalist that is interviewing one of the characters from *Charlotte's Web*. Write a script for it. With a partner, either record it to show to the class, or perform it in front of the class!
- ALL ABOUT SPIDERS:** Do some more research about spiders. Present your findings in a creative way. You might create a Power Point presentation, make a poster, or write an essay. It's your choice.
- MOVIE POSTER:** Design a movie poster advertising a movie based on *Charlotte's Web*.
- CHARACTER ART:** Create sculptures, puppets, or models of the characters using any material you choose. You could use a combination of paper, rocks, clay, poster board, old toys, sticks, or anything you can think of!

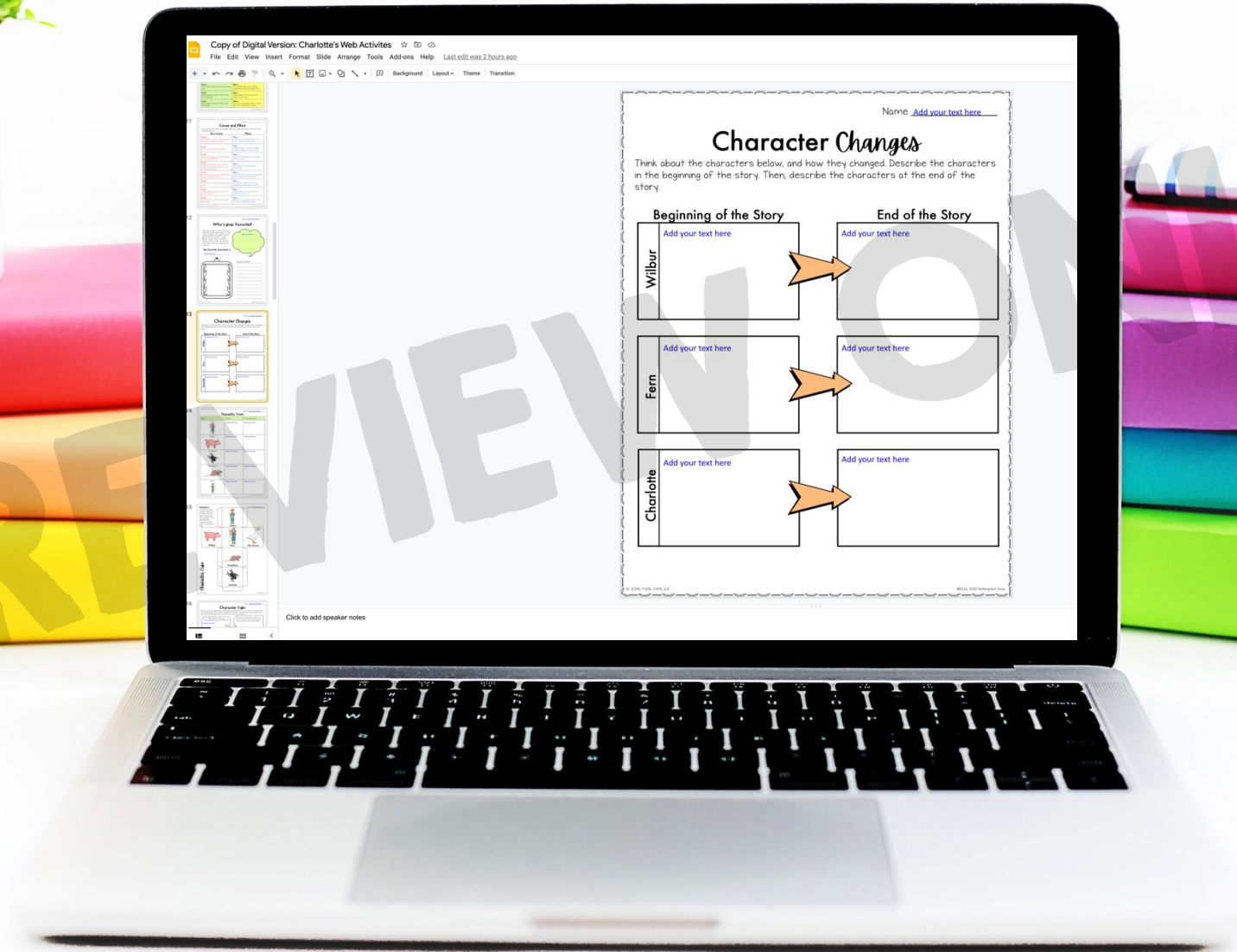
My Choice: _____

My Grade: _____

Comments: _____



Google Slides Version *included.*



- Full-color, interactive adaptations of all resources.
- Text boxes placed everywhere students must type.
- Students can access the digital version from home OR school.
- Teachers and students can easily send this back and forth using Google Drive or Google Classroom!
- Easy instructions included.

Your purchase includes *both* the printable & the Google versions of this resource.