

# Student Chapter Packet Answer Key

## Chapters 1-3

**Quickwrite:** Answers will vary.

### Vocabulary:

1. peered
2. astonishment
3. beckoned

### True or False:

T

that his dad has been missing for several days. I also know that his mother is too long ago.

### Comprehension and Analysis:

1. The strange man that appears at their house is a white man that doesn't speak strangely and he is carrying Nathan's mother's locket, as if to prove his leg. Though he seems eccentric, he seems kind, like he wants to help. No think he can be trusted because if he wanted to harm Nathan and Molly, he would have done so already. (Answers to the second and third questions may vary.)
2. Nathan and Molly are worried because their dad has been missing for several days. They went out hunting and then had never come back. The text on page 5 says, "Our pa had gone out hunting. 'I'll be back in a few hours with something for you.' But he hadn't come back."
3. They react with surprise and fear. This tells me that weasel already has a plan. He has parts, and that everyone is afraid of him. He must be a cruel and scary person.

**Beyond:** He is a white man but he is dressed in tattered clothing, and animal skin. He speaks. He has really tangled hair and dark eyes.

## Chapters 1-3

- ❖ **Quickwrite:** Write about a time that you were worried about someone. Why were you worried? what did you do about it? Nathan and Molly worried? Support your answer with textual evidence.

### Vocabulary:

1. I \_\_\_\_\_ through the peephole to see who was knocking at the door.
2. To my \_\_\_\_\_, I realized that I had been on an academic award for the first time. My friend \_\_\_\_\_ for me to come closer so \_\_\_\_\_ that she could whisper a secret in my ear.

peered  
beckoned  
astonishment

### True or False:

1. Nathan and Molly's father went missing after he went hunting one day. \_\_\_\_\_
2. Molly is older than Nathan. \_\_\_\_\_
3. A man shows up at Nathan and Molly's door with their mom's locket. \_\_\_\_\_
4. Nathan and Molly share their food with the strange man. \_\_\_\_\_
5. The strange man talks nonstop. \_\_\_\_\_

- ❖ **Point of View:** From whose point of view is this story written? How do you know? what do you know about the narrator so far?

❖ **Comprehension and Analysis:** Answer the questions in complete sentences.

1. In detail, describe the strange man that appears at Nathan and Molly's home. Do you think he can be trusted? Why or why not?

Nathan and Molly react when the man mentions weasel? what does this tell you about weasel?

Below, draw a picture of how you imagine Nathan and Molly's companion. Then, write what you know about him so far.

## Features student work for every 1-3 chapters:

- Quickwrite-Writing prompt related to the text.
- Vocabulary-Focus on 3 challenge words.
- True/False, Sequencing, or Multiple Choice questions.
- Standards Focus Question.
- 3 Short Answer Questions.
- Beyond-Creative activities.

Name \_\_\_\_\_

## MY BOOK REVIEW

Would you recommend this book? Write about the book, and explain why you like or dislike it. Include a title, picture, and text.

\_\_\_\_\_

\_\_\_\_\_

\_\_\_\_\_

\_\_\_\_\_

\_\_\_\_\_

Name \_\_\_\_\_

## SETTINGS and EMOTIONS

Different settings evoke different emotions. Imagine yourself in each of the settings from the book below. Draw a picture of them below their names. Write quotes or phrases from the book that you think capture the settings. Then, write about how the settings make you feel.

Settings (Time & Place)	Quotes or Phrases	How the setting makes me feel
Chapters 3-4: The Journey from the farm to Ezra's hut	1. 2. 3.	

Picture: \_\_\_\_\_

Name \_\_\_\_\_

## Figurative Language

Below, read the quotes from the book which contain figurative language. In the first column, underline the part of the sentence that contains figurative language. In the second column, identify the type of figurative language, and explain how you know. You will find examples of similes, idioms, and personification. In the third column, illustrate the quote.

Quote	Figurative Language	Illustration
1. For a moment I felt surprised that the river was still flowing along unaware of my predicament and uncaring (page 64)	This is an example of _____ I know this because _____	
2. We walked through the softly falling snow without speaking. The forest wrapped itself quietly in a blanket of whiteness as we headed home. (page 74)	This is an example of _____ I know this because _____	

Name \_\_\_\_\_

## Points of View

Think about the different points of view or perspectives regarding the issues from the story listed below. In the boxes on the left, write about different characters' points of view. In the boxes on the right, write about whether you agree or disagree with each of them. Explain your answers.

**1. About Ezra... (Chapter 10)**

What's Wessie's part of view regarding Ezra? \_\_\_\_\_

Do you agree or disagree? Why? \_\_\_\_\_

**2. About Wessie... (Chapters 12-15)**

Do you agree or disagree? Why? \_\_\_\_\_

**3. About Nathan... (Chapters 12-15)**

Do you agree or disagree? Why? \_\_\_\_\_

Name \_\_\_\_\_

## MAIN EVENTS

What are the main events in the chapter you have just read? Draw a picture for each, and write accompanying text.

\_\_\_\_\_

\_\_\_\_\_

\_\_\_\_\_

\_\_\_\_\_

\_\_\_\_\_

Name \_\_\_\_\_

## Theme Thoughts

What are two morals or lessons that can be learned from the story? Write the lessons in the arrow signs below. Then, write a paragraph explaining why one of the lessons can be learned from the story. Next, write how one of the lessons can be applied to your own life. Finally, in the box below, illustrate one of the lessons that you wrote about.

Lesson 1: \_\_\_\_\_

Lesson 2: \_\_\_\_\_

Explanation: \_\_\_\_\_

\_\_\_\_\_

\_\_\_\_\_

Name \_\_\_\_\_

## WHAT WOULD I DO?

Think of the \_\_\_\_\_ in the story that \_\_\_\_\_ at you would have done instead.

**WHAT THE CHARACTER DID**

\_\_\_\_\_

**WHAT I WOULD HAVE DONE**

\_\_\_\_\_

Do you agree or disagree? Why? \_\_\_\_\_

Name \_\_\_\_\_

## CAUSE and EFFECT

Cut out each box below. On another piece of paper, glue each event next to its matching effect.

Causes	Effects
Cause: Ezra shows Nathan and Molly their mother's locket	Effect: Ezra draws a map for Nathan so that he can find his way back to the farm alone
Cause: Ezra apologizes to Nathan and Molly that Wessie was just nearby, in the woods	Effect: Nathan throws Ezra's club-like stick of Wessie
Cause: Molly brings Mama's medicine bag to Ezra's hut and recalls Mama's medicine lessons	Effect: Nathan hides behind a rock and reads his stick
Cause: Nathan suddenly remembers that he must go back to the farm and tend to the animals	Effect: Molly and Ezra make medicine and bathe Papa's leg wound
Cause: Ezra seems nervous about Nathan making the long journey back to the farm by himself	Effect: Nathan feels his hatred for Wessie made of him
Cause: Nathan discovers that all of the animals at the farm are either dead or missing, and he knows that Wessie is responsible	Effect: Nathan and Molly know that Ezra knows where their father is
Cause: On his way back to Ezra's hut, Nathan senses that he is being followed	Effect: Ezra gives Nathan a club-shaped piece of wood that can be used as a weapon
Cause: Wessie begins to approach Nathan as he hides behind a rock	Effect: Nathan and Molly feel surprised and frightened

Name \_\_\_\_\_

## Character Traits

Character: \_\_\_\_\_

Trait: \_\_\_\_\_

Evidence: \_\_\_\_\_

1. \_\_\_\_\_

2. \_\_\_\_\_

3. \_\_\_\_\_

Name \_\_\_\_\_

## Obstacles

Think about characters in the story and the goals that they had. Then, think about obstacles that got in the way of their goals. Write the characters' names in the boxes, their obstacles in the clouds, and their goals in the suns.

Character: \_\_\_\_\_

Obstacle: \_\_\_\_\_

Goal: \_\_\_\_\_

Character: \_\_\_\_\_

Obstacle: \_\_\_\_\_

Goal: \_\_\_\_\_

Name \_\_\_\_\_

## Character Changes

**Nathan**

Portrait: \_\_\_\_\_

Conflicts he Faced: \_\_\_\_\_

How did these conflicts change him? \_\_\_\_\_

**16 Reading Response Activities**

- Focuses include point of view, character analysis, plot, writing, and more!
- Open-ended questions and graphic organizers perfect for differentiation.
- Aligned with Common Core.









❖ **Part 4: Comprehension Multiple Choice**

Choose the best answer for each question below.

- What does Ezra show to Nathan and Molly to prove that he knows where their father is?
  - Their mother's locket.
  - Their father's shoe.
  - A photo of their father.
  - Their father's gun.
- Choose the best word to describe Weasel.
  - Malicious
  - Creative
  - Forgettable
  - Generous
- Choose the best word to describe Nathan and Molly's reaction when Ezra speaks of Weasel.
  - Annoyed
  - Compassionate
  - Scared
  - Weepy
- Choose the word that best describes Ezra's attitude about Weasel.
  - Angry
  - Humored
  - Nonchalant
  - Admiring
- Which of the following does not happen in these chapters?
  - Nathan throws Ezra's stick at Weasel.
  - Weasel captures Nathan.
  - Molly uses Mama's medicine to try to heal Pa.
  - Ezra tells Nathan about how his wife and child passed away.
- Which of the following is not true about Ezra?
  - Ezra cannot speak.
  - Ezra is a white man.
  - Ezra lives alone.
  - Ezra is a Shawnee man.

❖ **Part 5: Comprehension & Analysis Short Answer**

Answer the following questions in complete sentences.

- Describe a character of your choice using at least three adjectives. Then, explain how you are similar to and different from this character.
 

---

---

---

---

---
- Explain how Nathan manages to escape from Weasel. Then, describe how Nathan feels about Weasel afterwards.
 

---

---

---

---

---

What part of this story so far made you feel a strong emotion? (The emotion can be happiness, sadness, anger, empathy, etc.) Explain what the emotion was, and why you felt that way.

Describe a character that you like or dislike. Explain why you like or dislike him or her.

Name \_\_\_\_\_ Date \_\_\_\_\_

**WEASEL**  
Assessment #1: Chapters 1-12

❖ **Part 1: Vocabulary Matching**  
Match the words with their definitions by writing the correct letters on the lines.

1. mock	_____	A. feel sorry for
2. pity	_____	B. contempt and ridicule
3. pleased	_____	C. surprise
4. loathing	_____	D. with clarity or intensity
5. vividly	_____	E. looked carefully
6. punishment	_____	F. hatred

❖ **Part 2: Vocabulary Fill-in-the-Blank**  
Choose the word that best completes each sentence below.

- I \_\_\_\_\_ with fear when I saw the huge spider.
  - beckoned
  - shuddered
  - predicament
  - wary
- The \_\_\_\_\_ burglar tried to sneak his way into the house, but he was finally caught and thrown in jail.
  - sheepishly
  - loathing
  - stealthy
  - mockery

❖ **Part 3: Vocabulary Sentences**  
Write two sentences below, each containing one of the following words.

**2 ASSESSMENTS** included, each containing:

- Vocabulary, Comprehension, Analysis
- Multiple Choice, Fill in the blank, matching, short and long answer

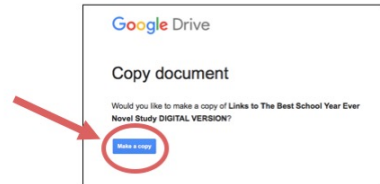
# Instructions

for Google™ Drive File

1. You will need Internet access and a Google™ account (which is free).
2. Click on the link below. You will be prompted to make a copy of a Google™ document called "Links to Weasel Novel Study Digital Version." Click on the blue button that says "Make a Copy." That copy will be saved to your Google™ Drive. (All of the screenshots below are examples only. The text may differ, but it will look otherwise the same.)

[Weasel Novel Study Google™ Drive Version](#)

Click here first!

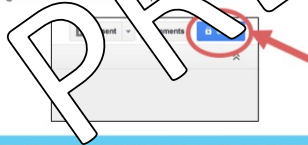


3. Inside of that document, you will see five links. Click on each of the links. Immediately after clicking each link, you will be prompted again to make a copy of that document. Every time you click a link for a new document, click the blue button that says "Make a copy" in order to transfer that document to your own Google™ Drive account. (Therefore, you will need to repeat this process five times, once per link.)

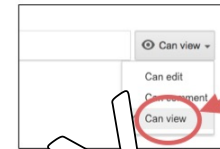


Note: If you have Google™ Drive accounts with multiple email addresses, make sure you take note which email address is selected in the top right corner of the screen, so you can easily find the files in the future.

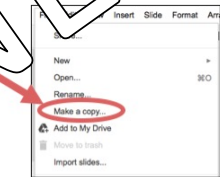
3. Go through each of your copied documents. Make any changes you want. For example, you can rearrange some of the student pages, or eliminate pages that you don't want to use.
4. Once you're ready, share the documents with the students you needed. Students will need their own Google™ accounts. To share, open the document if you want to share in your Google™ Drive. Then, click on the blue button in the upper right corner that says "Share."



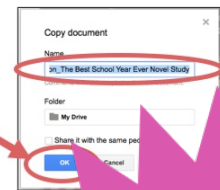
5. Next, you will be prompted to enter the students' e-mail addresses. Be sure to mark your shared document as "Can View," which is a drop down menu on the right-hand side of where you type the e-mail addresses. "Can Edit" will likely be the default selection, so you will need to change it.



6. Students will need to make their own copies since they can't edit your documents. Their own copies will then get saved into their own Google™ Drives. In order to make their own copies, students will need to click the links in their e-mail, which will open whatever document you shared with them in Google™ Drive. Students will need to click on "File," and then "Make a copy," in the upper left corner.



A box will pop up like the one below. Students can change the name of their copied documents to something of your choosing, so that it is not confusing when they share their document back with you. After they hit OK, the document will be saved into their own Google™ Drives.



Students will rename their copied documents here.

7. Students will be able to access the copies that students make to their folders.
8. Students may share their work with you.
9. Don't forget that you do have the option to print out the Google™ Slides files as hard copies (such as bookmarks).

This product includes both the PAPER version and the GOOGLE™ version of this novel study.

## BONUS Paperless Version included!

- Compatible with Google™ Drive
- Upon purchasing, you will receive instructions for how to get started right away!



# Why do it digital?

- ✓ No paper or pencil
- ✓ No wasting ink
- ✓ Students work directly in the file
- ✓ Incorporate technology
- ✓ Improve student writing
- ✓ High student engagement
- ✓ Renewed student interest
- ✓ Access anywhere
- ✓ College readiness
- ✓ Also printable
- ✓ Full color

PREVIEW ONLY

Student Version: Wesell

Chapters 4-6

Write a paragraph about how you or anyone in your family ever been very ill? Write your text in the box below.

Add your text here

❖ **Vocabulary:** Fill in the blanks.

- I looked at my sick puppy with text here as I tried to comfort him with lots of petting.
- I text here at the thought of touching the hairy, giant tarantula.
- The cat was text here of strangers, so I approached her very slowly, with a treat in my hand.

❖ **True or False:** Mark T for True and F for False.

- Nathan and Molly find out why Ezra can't speak. T/F
- Nathan and Molly find their dad in Ezra's tent. T/F
- Weasel has a good reputation. T/F
- Nathan and Molly's dad was injured by a mountain lion. T/F
- Nathan and Molly's mom has passed away. T/F

❖ **Inferencing:** Find a quote from the book that supports the following statement. Write the quote on the lines.

Nathan and Molly think they can trust Ezra.

Add your text here

3 ©2017 Nothing but Class

Student Version: Maggep

Name text here

**QUESTIONS and ANSWERS**

Read each of the answers below. Think of two sensible questions for each answer. Write the questions on the lines above the answer.

- Add your text here  
○ ANSWER: Weasel ○
- Add your text here  
○ ANSWER: Molly ○
- Add your text here  
○ ANSWER: Nathan ○
- Add your text here  
○ ANSWER: Ezra ○

©2017 Nothing but Class

## MORE about the GOOGLE™ version...

- Novel study pages are available in "Google™ Slides" with text boxes, for students to type into.
- Please note that the novel study itself is not editable. This version simply offers students the opportunity to access the unit via Google Drive™, so they may type and draw directly onto the pages on their computers or tablets.
- Though the pages themselves are not editable, you may delete or reorganize the pages as needed.
- See sample screenshots on the right for a clear idea of what this looks like.