

# CHAPTER 1: *The Big Winner*

## CHAPTER 2: *Mr. and Mrs. Juicy-O*

❖ **Quickwrite:** Do you have a sibling or siblings? Write about your sibling(s) below.

\_\_\_\_\_  
 \_\_\_\_\_  
 \_\_\_\_\_  
 \_\_\_\_\_  
 \_\_\_\_\_

NOTHING  
*but Class*

❖ **Vocabulary:** Fill in the blanks.

1. The students were making such a huge \_\_\_\_\_ that the teacher had to yell to be heard over them.
2. The audience members gasped when the magician made the bird \_\_\_\_\_ mysteriously.
3. After I put hours of hard work into cleaning up my neighbor's backyard, I was disappointed to hear that he would only pay me a \_\_\_\_\_ \$5.

racket  
 measly  
 vanish



❖ **True or False:** Mark T for True and F for False.

1. Fudge is Peter's younger brother. \_\_\_\_\_
2. Fudge wins a turtle at a birthday party. \_\_\_\_\_
3. Peter's father is a lawyer. \_\_\_\_\_
4. Fudge eats a book. \_\_\_\_\_
5. Mr. and Mrs. Yarby greatly enjoy staying at Peter's apartment. \_\_\_\_\_

❖ **Main Idea:** Give Chapters 1-2 a different, suitable name. Then explain why you chose that name.

\_\_\_\_\_  
 \_\_\_\_\_

❖ **Comprehension and Analysis:** Answer the questions in complete sentences.

1. Use two adjectives to describe Fudge. Support your answer with textual evidence.

\_\_\_\_\_  
 \_\_\_\_\_  
 \_\_\_\_\_  
 \_\_\_\_\_

2. How do you think Peter feels about his little brother, Fudge? Explain your answer.

\_\_\_\_\_  
 \_\_\_\_\_  
 \_\_\_\_\_  
 \_\_\_\_\_

3. What is your opinion of Mr. and Mrs. Yarby? Explain your opinion.

\_\_\_\_\_  
 \_\_\_\_\_  
 \_\_\_\_\_  
 \_\_\_\_\_

❖ **Beyond:** Below, draw and label pictures of three of the characters you have met in the story so far.

#1:	#2:	#3:

### Features student work for every few chapters:

- Quickwrite-Writing prompt related to the text.
- Vocabulary-Focus on 3 challenge words.
- True/False, Sequencing, or Multiple Choice questions.
- Standards Focus Question.
- Three Short Answer Questions.
- Beyond-Creative activities.

<p>Word:</p> <p><b>hesitated</b></p>	<p>Definition:</p> <p>paused</p>
<p>Word:</p> <p><b>bawling</b></p>	<p>Definition:</p> <p>crying</p>
<p>Word:</p> <p><b>supervise</b></p>	<p>Definition:</p> <p>to oversee</p>
<p>Word:</p> <p><b>clever</b></p>	

Name \_\_\_\_\_

**Tales of a Fourth Grade Nothing**  
*Vocabulary Words and Definitions*

Chapters	Page #	Word	Definition
1-2	10	racket	loud noise or commotion
	11	measly	small and unimportant
	16	vanish	disappear
3-4	33	hollering	screaming
	34	hesitated	paused
	38	bawling	crying
5	42	supervise	to oversee
	50	clever	sharp, intelligent
	53	dashed	ran
6	57	mumbling	speaking in a low voice, muttering
	58	considered	thought about
	67	refused	declined
7	72	solution	an answer to a problem
	77	flung	threw hard
	80	threatened	uttered an intention to harm
8	84	examines	inspects or looks closely
	86	amuse	entertain
	94	beckoned	gestured
9	98	avoided	kept away from
	105	beamed	looked very happy
	105	concoction	mixture of things
10	108	ordinary	regular
	113	wailed	

Name \_\_\_\_\_

6. Below, list three things that might vanish.

\_\_\_\_\_

\_\_\_\_\_

\_\_\_\_\_

7. What might happen next in the following situation? Write your answer on the lines below.

Two students were hollering angrily at one another. *Nothing Class*

\_\_\_\_\_

8. Complete the following sentence with a reasonable answer.

I was told to supervise my \_\_\_\_\_.

List three reasons that a baby might be bawling.

\_\_\_\_\_

\_\_\_\_\_


\_\_\_\_\_

10. Write about a time that you refused something.


\_\_\_\_\_

\_\_\_\_\_


**dashed**  
(verb) ran




**mumbling**  
(verb) speaking in a low voice; muttering




**considered**  
(verb) thought about




**refused**  
(verb) declined




**solution**  
(noun) an answer to a problem



**flung**  
(verb)



**threatened**  
(verb) uttered an intention to harm



Name \_\_\_\_\_

**VOCABULARY REVIEW #1**  
*Chapters 1-6*

Review your vocabulary words by completing the questions below. Use a dictionary and/or thesaurus if needed.

- Which of the following is an antonym for racket?
  - quiet
  - noise
  - sport
  - stress
- Which of the following is a synonym for dashed?
  - sprinted
  - slowed
  - jogged
  - swaggered
- Choose the word that best completes the following sentence.
 

The \_\_\_\_\_ amount of money was only enough to buy one candy bar.



**Vocabulary Focus:**

- Three challenge words chosen per section
- Complete Vocabulary List comes with and without definitions
- 2 Vocabulary Reviews to use throughout the study
- Vocabulary Word Wall Cards in full color
- Vocabulary Flashcards

# VOCABULARY PACKET

## Tales of a Fourth Grade Nothing by Judy Blume



Name \_\_\_\_\_

### STUDENT CHAPTER PACKET

## Tales of a Fourth Grade Nothing by Judy Blume



### TABLE OF CONTENTS Vocabulary Packet

Resource	Pages
Vocabulary Packet	34
Vocabulary Review #1 Chapters 1-6	35-36
Vocabulary Review #2 Chapters 7-10	37-38
Vocabulary Review #1 Answer Key	39-40
Vocabulary Review #2 Answer Key	41-42
Vocabulary	43-45
Vocabulary Flashcards	46-54

### About the Student Chapter Packet

The student work for every 1-2 chapters is 2 pages and contains 5 parts:

- Quickwrite:** Have the students free-write here BEFORE reading the chapter(s). This gets their mind warmed up and thinking in the direction that the chapter(s) will take them. This also helps them to connect the concepts in the story to themselves.
- Vocabulary:** You may choose to do this before or after the reading. I prefer to very quickly do this with the students beforehand, and then tell the students to keep an eye out for the new words we have learned as we read.
- True/False, Sequencing, or Multiple Choice:** Each section contains a set of one of these.

**Standards Focus Question:** Each section contains one question or activity that is focused on a reading/literature standard, such as figurative language, theme, or character analysis.

**Comprehension and Analysis:** You will find that these questions are at all levels of Bloom's Taxonomy, so are optimal for differentiation if needed. Use them all or choose just a couple for your students to complete.

and activities are a mix of art, creative thinking, brainstorming and



**FOLLOW ME for MORE resources like this!**  
Don't forget to leave a rating for TpT credits!  
[www.teacherspayteachers.com/Store/Nothing-but-Class](https://www.teacherspayteachers.com/Store/Nothing-but-Class)

### STUDENT CHAPTER PACKET ANSWER KEY

#### CHAPTER 1: The Big Whinner CHAPTER 2: Me and Mrs. Yarcy-0

(page 1)  
**Quickwrite:** Answers will vary.

#### Vocabulary

- rocket
- vanish
- measly

#### True or False

- T
- F
- F
- F
- F

**Main Idea:** I would name these chapters "My Biggest Problem," because these chapters talk a lot about why Fudge annoys Peter so much.

(page 2)

#### Comprehension and Analysis

- Fudge is temperamental. On page 6, the text says, "And when he gets mad he throws himself flat on the floor and he screams. And he kicks. And he bangs his fists." Also, Fudge is loud. He is always screaming. For example, on page 16, the text says, "MINE!" Fudge said... "MINE...MINE...MINE..." (Answers will vary.)
- I think that Peter thinks he is very annoying because he thinks that Fudge is always getting in his way. On page 6, the text says, "My biggest problem is my brother, Forley Drexel Hatcher... Fudge is always in my way. He messes up everything he sees." (Answers will vary.)
- Mr. and Mrs. Yarcy are unpleasant. Mr. Yarcy bosses Peter's dad around and calls him by his last name. Mrs. Yarcy bossed Peter's mom around. They get upset that Peter has the same book. (Answers will vary.)

#### Tales of a Fourth Grade Nothing

By Andrew Clements  
Reference Bookmark

**Plot**  
Everyone thinks Fudge is adorable and funny, but his older brother, Peter, knows the truth.

**Setting**  
The story mostly takes place in Peter's home.

#### Characters

- Peter-a fourth grade boy
- Fudge-Peter's little two-and-a-half year old brother
- Dribble-Peter's pet turtle
- Jimmy-Peter's classmate and friend
- Sheila-Peter's neighbor



©2018, 2019 Nothing but Class

#### Tales of a Fourth Grade Nothing

By Andrew Clements  
Reference Bookmark

**Plot**  
Everyone thinks Fudge is adorable and funny, but his older brother, Peter, knows the truth.

**Setting**  
The story mostly takes place in Peter's home.

#### Characters

- Peter-a fourth grade boy
- Fudge-Peter's little two-and-a-half year old brother
- Dribble-Peter's pet turtle
- Jimmy-Peter's classmate and friend
- Sheila-Peter's neighbor



©2018, 2019 Nothing but Class

#### Tales of a Fourth Grade Nothing

By Andrew Clements  
Reference Bookmark

**Plot**  
Everyone thinks Fudge is adorable and funny, but his older brother, Peter, knows the truth.

**Setting**  
The story mostly takes place in Peter's home.

#### Characters

- Peter-a fourth grade boy
- Fudge-Peter's little two-and-a-half year old brother
- Dribble-Peter's pet turtle
- Jimmy-Peter's classmate and friend
- Sheila-Peter's neighbor



©2018, 2019 Nothing but Class

#### Tales of a Fourth Grade Nothing

By Andrew Clements  
Reference Bookmark

**Plot**  
Everyone thinks Fudge is adorable and funny, but his older brother, Peter, knows the truth.

**Setting**  
The story mostly takes place in Peter's home.

#### Characters

- Peter-a fourth grade boy
- Fudge-Peter's little two-and-a-half year old brother
- Dribble-Peter's pet turtle
- Jimmy-Peter's classmate and friend
- Sheila-Peter's neighbor



©2018, 2019 Nothing but Class

## Easy Planning & Low Prep:

- Tables of Contents
- Teacher instructions
- Student Cover Pages
- Student reference bookmarks
- All answer keys

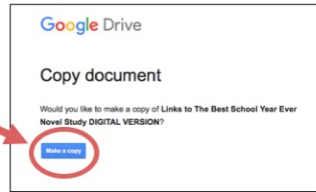
# Instructions

## for Digital Version/Google™ Drive File

1. You will need Internet access and a Google™ account (which is free).
2. Click on the link below. You will be prompted to make a copy of a Google™ document called "Digital Version: Tales of a Fourth Grade Nothing Comprehension & Vocabulary." Click on the blue button that says "Make a Copy." That copy will be saved to your Google™ Drive. (All of the screenshots below are examples only. The text may differ, but it will look otherwise the same.)

[Digital Version: Tales of a Fourth Grade Nothing Comprehension & Vocabulary](#)

Click here first!

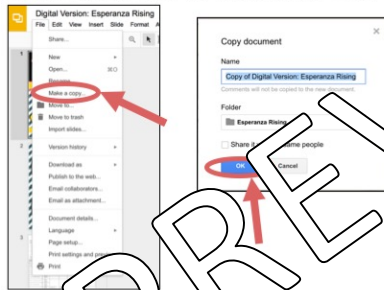


Note: If you have Google™ Drive accounts with multiple email addresses, make sure you take note which email address is selected in the top right corner of the screen, so you can easily find the document in the future.

3. If you completed Step 2 correctly, the document called "Digital Version: Tales of a Fourth Grade Nothing Comprehension & Vocabulary," just transferred to your Google account. It will contain the packet in its entirety. This includes the bookmarks, tables of contents, student pages, answer keys, and everything else. You will notice that there are blue text boxes already placed everywhere that students will need to type.

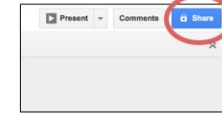
MAKE ANOTHER COPY of this document "Digital Version: Tales of a Fourth Grade Nothing Comprehension & Vocabulary," by going to File>Make a copy. A window will pop up that says "Copy document." Rename it as you wish, then click

You will customize this additional copy in whatever ways you want, according to your students' needs.



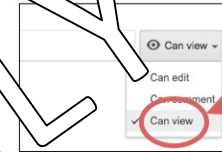
4. Think through how you want to roll it out to your students. Decide what you want your students to have access to. Obviously, you won't want to share answer keys, so. For example, do you only want to assign your students the student chapter packet pages? Or, do you want to assign only the vocabulary pages? Once you decide, DELETE everything you don't want your students to have access to.
5. If you need to, make additional copies (as outlined in Step 3). For example, maybe you want to separate the chapter packet from the vocabulary packet. For the sake of organization, make as many customized copies as you need to. Just be sure to name all of your customized copies according to what they are, so it is not confusing when it comes time to share the documents with your students.

6. Once you're ready, share the documents with your students as needed. Students will need their own Google™ accounts. To share, open the document you want to share in your Google™ Drive. Then, click on the blue button in the upper right corner that says "Share."

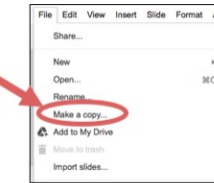


\*Note: Sharing with students could also be done through Google™ Classroom.\*

7. Next, you will be prompted to enter the students' email addresses. Be sure to mark your shared document as "Can View," which is a drop down menu on the right-hand side of where you type the e-mail addresses. "Can Edit" will likely be the default selection, so you will need to change



8. Students will need to make their own copies since they can't edit your documents. Their own copies will then get saved into their own Google™ Drives. In order to make their own copies, students will need to click the links in their e-mail which will open whatever document you shared with them in Google™ Drive. Students will need to click on "File," and then "Make a copy" in the upper left corner.



A box will pop up like the one below. Students can change the name of their copied documents to something of your choosing, so that it is not confusing when they share their document back with you. After they hit OK, the document will be saved into their own Google™ Drives.



Your purchase includes both the PAPER version and the GOOGLE™ version of this resource.

**BONUS Paperless Version included!**

- Compatible with Google™ Drive & Google™ Classroom
- Upon purchasing, you will receive instructions for how to get started right away!

# Why do it digital?

- ✓ No paper or pencil
- ✓ No wasting ink
- ✓ Students work directly in the file
- ✓ Incorporate technology
- ✓ Improve student writing
- ✓ High student engagement
- ✓ Renewed student interest
- ✓ Access anywhere
- ✓ College readiness
- ✓ Also printable
- ✓ Full color

Digital Version: Tales of a Fourth Grade Nothing Comprehension & Vocabulary

Name Text here

## VOCABULARY REVIEW #

### Chapters 7-10

Review your vocabulary words by completing the questions below. Use dictionary and/or thesaurus if needed.

- Which of the following is an antonym for **ignored**?
  - ignored
  - greeted
  - insulted
  - ran
- Which of the following is a synonym for **examines**?
  - inspects
  - helps
  - looks over
  - focuses
- Choose the word that best completes the following sentence.  
My parents text here to send me to bed early if I did not finish eating my vegetables at dinner.
  - waited
  - flung
  - threatened
  - beckoned
- Write the word **flung** in a complete sentence below.  
Text here
- List 2 synonyms for the word **beamed** below.  
text here  
text here

Chapters 7-10  
L 3, 4, 4, 4, 4, 4, 4, 4  
©2018, 2018 Nothing but Class

Digital Version: Tales of a Fourth Grade Nothing Comprehension & Vocabulary

## CHAPTER 3: The Family Dog

## CHAPTER 4: My Brother the Bird

**Quickwrite:** Write about a time that you or someone in your family got physically angry.

**Vocabulary:** Fill in the blanks.

- The baby was text here so loudly that I could hear him from down the street.
- I text here before writing down my answer, because I wasn't sure if I was correct.
- My sister was text here angrily at me for ruining her doll.

**True or False:** Mark T for True and F for False.

- In a playground accident, Fudge loses three teeth. T/F
- Peter dislikes his neighbor, Sheila. T/F
- Fudge finally agrees to eat when his dad takes all of his toys away. T/F
- Peter tries to teach Fudge to stand on his head. T/F
- When Peter gets upset with his mother, he imagines that she isn't his real mother. T/F

**Figurative Language:** Identify the type of figurative language of the following quote. Then, explain how you know.  
"Grandma came over with a million ideas about getting Fudge to eat."

Text here

hollering  
hesitated  
bawling

3

©2018, 2018 Nothing but Class

## MORE about the GOOGLE™ version...

- Resource pages are available in "Google™ Slides" with text boxes, for students to type into.
- Please note that the text within the resource itself is not editable. This version simply offers students the opportunity to access the resource via Google Drive™, so they may type and draw DIRECTLY onto the pages on their computers or tablets.
- Though the text is not editable, you may delete or reorganize the pages as needed.
- See sample screenshots on the right for a clear idea of what this looks like.

# Table of Contents

Resource	Pages
Student Reference Bookmarks (front and back)	3-4
Vocabulary Words and definitions (with page numbers)	5
Vocabulary Words with no definitions (with page numbers)	6
Vocabulary Words and definitions ( <u>without</u> page numbers)*	7
Vocabulary Words with no definitions ( <u>without</u> page numbers)*	
About the Student Chapter Packet	
Student Chapter Packet Cover	10
Student Chapter Packet	1-26
Student Chapter Packet Answer Key	27-32
<b><i>Table of Contents: Vocabulary Packet</i></b>	33
Vocabulary Packet with Answer Key	34-51
Instructions for Digital Version (Google Drive)	52-54
Terms of Use, You May Like, and Artist Credit	55-57

\*These versions are provided in case you have a different edition of the book than the one used to write this resource.



**FOLLOW ME for MORE Novel Studies like this!**

*Don't forget to leave a rating for TpT credits!*

<https://www.teacherspayteachers.com/Store/Nothing-but-Class>

# CHAPTER 1: *The Big Winner*

## CHAPTER 2: *Mr. and Mrs. Juicy-O*

❖ **Quickwrite:** Do you have a sibling or siblings? Write about your sibling(s) below.

---

---

---

---

---

❖ **Vocabulary:** Fill in the blanks.

1. The students were making such a \_\_\_\_\_ that the teacher had to yell to be heard over them.
2. The audience members gasped when the magician made the bird \_\_\_\_\_ mysteriously.
3. After I put hours of hard work into cleaning up my neighbor's backyard, I was disappointed to hear that he would only \_\_\_\_\_ me a \_\_\_\_\_ \$5.

racket  
measly  
vanish

❖ **True or False:** Mark T for True and F for False.

1. Fudge is Peter's younger brother. \_\_\_\_\_
2. Fudge wins a turtle at a birthday party. \_\_\_\_\_
3. Peter's father is a lawyer. \_\_\_\_\_
4. Fudge eats a book. \_\_\_\_\_
5. Mr. and Mrs. Yarby greatly enjoy staying at Peter's apartment. \_\_\_\_\_



❖ **Main Idea:** Give Chapters 1-2 a different, suitable name. Then, explain why you chose that name.

---

---

❖ **Comprehension and Analysis:** Answer the questions in complete sentences.

1. Use two adjectives to describe Fudge. Support your answer with textual evidence.

---

---

---

---

---

---

2. How do you think Peter feels about his little brother Fudge? Explain your answer.

---

---

---

---

---

---

3. What is your opinion of Mr. and Mrs. Yarby? Explain your opinion.

---

---




---

---

---

---

❖ **Beyond:** Below, draw and label pictures of three of the characters you have met in the story so far.

#1:	#2:	#3:
		



## Tales of a Fourth Grade Nothing

### Vocabulary Words and Definitions

Chapters	Page #	Word	Definition
1-2	10	racket	
	11	measly	
	16	vanish	
3-4	33	hollering	
	34	hesitated	
	38	bawling	
5	42	supervise	
	50	clever	
	53	dashed	
6	57	mumbling	
	58	considered	
	67	refused	
7	72	solution	
	77	fling	
	80	threatened	
8	84	examine	
	86	use	
	93	beckoned	
9	98	avoided	
	103	beamed	
	105	concoction	
10	108	ordinary	
	113	wailed	
	117	gloomy	

**amuse**

(verb)  
entertain



**beckoned**

(verb)  
gestured



**avoided**

(verb)  
kept away from



**beamed**

(verb)  
looked really happy



**concoction**

(noun)  
mixture  
recipe



**ordinary**

(adjective)  
regular



**wailed**

(verb)  
cried



**gloomy**

(adjective)  
sad



NOTHING  
but  
CLASS