

❖ **Part 5: Comprehension & Analysis Short Answer**

Answer the following questions in complete sentences.

17. Compare and contrast yourself with one of the characters from the story. Name and explain at least two similarities and two differences.

18. Choose one of the following events from effects that this event had.

- Mrs. Gorf gets eaten by Louis.
- Myron saves Dana's dog.
- Paul pulls Leslie's pigtales.

19. Name two strong emotions that one of the characters has. In detail, explain why he/she has each of them.

20. Compare and contrast Wayside School with your school. Name two similarities and two differences.

3

❖ **Part 4: Comprehension Multiple Choice**

Choose the best answer for each question below.

11. Which of the following does not occur in these chapters?
- Mrs. Gorf gets turned into an apple, and Louis eats the apple.
 - Sharie falls out of the window but Louis catches her.
 - Myron, the class president, saves Mrs. Jewls' cat.
 - Dana complains about being itchy from all of her mosquito bites.

Name _____ Date _____ Mrs. Gorf.

SIDEWAYS STORIES FROM WAYSIDE SCHOOL

Assessment #1: Chapters 1-15

❖ **Part 1: Vocabulary Matching**

Match the words with their definitions by writing the correct letters in the boxes.

- | | |
|----------------------|-------------------------------------|
| 1. triumphantly ____ | A. looked at with an unpleasant way |
| 2. leered ____ | B. strong power or delicacy |
| 3. tempting ____ | C. victoriously |
| 4. specialty ____ | D. persuaded |
| 5. overpowering ____ | E. extremely strong or intense |
| 6. convinced ____ | F. enticing and irresistible |

❖ **Part 2: Vocabulary Fill-in-the-Blank**

Choose the word that best completes each sentence below.

7. The police announced that they would soon begin to _____ the mysterious disappearance of the cat.
- convinced
 - investigate
 - flabbergasted
 - remarkable
8. Our teacher was completely _____ when we surprised her with a gift from the whole class.
- overpowering
 - remarkable
 - convinced
 - flabbergasted

❖ **Part 3: Vocabulary Short Answer**

Write two sentences below, each using the word in a different way.

- _____ exceptionally _____
9. _____
10. _____

ASSESSMENTS included:

- 2 Comprehension and Vocabulary Tests
 - Test #1: Chapters 1-15
 - Test #2: Chapters 16-30
- Mix of question types

NOTHING BUT CLASS

PREVIEW ONLY

Mrs. Jewls.

will sit next to him. He says that he can't concentrate. Even though he tries not to.

er?
s.

s together.
resident.

for one day?

rt.
kids.
trouble.

Name _____


Vocabulary Words and Definitions: SIDWAYS STORIES FROM WAYSIDE SCHOOL

CHAPTERS	WORD	DEFINITION
Chapter 1: Mrs. Gorf Chapter 2: Mrs. Jewls Chapter 3: Joe Chapter 4: Sharie Chapter 5: Todd	investigate	inquire into
	flabbergasted	astorished
	exceptionally	unusually
	triumphantly	victoriously
Chapter 6: Bebe Chapter 7: Calvin Chapter 8: Myron Chapter 9: Maurecia Chapter 10: Paul	remarkable	exceptional, amazing
	convinced	persuaded
	heartbroken	sad and devastated
	tempting	enticing and irresistible
Chapter 11: Dana Chapter 12: Jason Chapter 13: Rondi Chapter 14: Sammy Chapter 15: Deedee	specialty	strong point, or delicacy
	leered	looked at in an unpleasant way
	insisted	demanded something forcefully
	overpowering	extremely strong or intense
Chapter 16: D.J. Chapter 17: John Chapter 18: Leslie Chapter 19: Miss Zarves Chapter 20: Kathy	snickered	giggled
	furious	very angry
	scrawny	skinny and bony
	fiery	explosive; intense
Chapter 21: Ron Chapter 22: The Three Erics Chapter 23: Allison Chapter 24: Dameon Chapter 25: Jenny	concluded	judged
	assumed	suppose to be fact, without proof
	fortunately	luckily
	puzzled	confused
Chapter 26: Terrence Chapter 27: Joy Chapter 28: Nancy Chapter 29: Stephen Chapter 30: Louis	demanded	order, commanded
	evidence	proof
	generous	giving and unselfish
	entertaining	amusing; engaging

ASSESSMENT PACKET

**SIDWAYS STORIES
FROM WAYSIDE SCHOOL**

By Louis Sachar



Name _____

Vocabulary Focus:

- Four challenge words chosen per chapter
- Complete Vocabulary List comes with and without definitions
- Two Vocabulary Reviews to use throughout the study
- Vocabulary Word Wall Cards in full color
- Vocabulary Flashcards

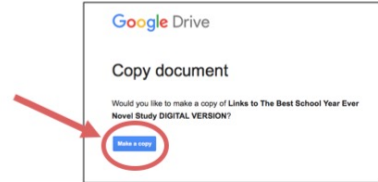
Instructions

for Digital Version/Google™ Drive File

1. You will need Internet access and a Google™ account (which is free).
2. Click on the link below. You will be prompted to make a copy of a Google™ document called "Digital Version: Ramona Quimby, Age 8." Click on the blue button that says "Make a Copy." That copy will be saved to your Google™ Drive. (All of the screenshots below are examples only. The text may differ, but it will look otherwise the same.)

[Digital Version: Ramona Quimby, Age 8](#)

Click here first!

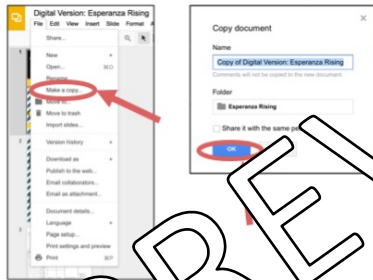


Note: If you have Google™ Drive accounts with multiple email addresses, make sure you take note which email address is selected in the top right corner of the screen, so you can easily find the document in the future.

3. If you completed Step 2 correctly, the document called "Digital Version: Ramona Quimby, Age 8," just transferred to your Google account. It will contain the novel study in its entirety. This includes the unit map, tables of contents, student pages, answer keys, and everything else. You will notice that the novel study has blue text boxes already placed everywhere that students will need to type.

MAKE ANOTHER COPY of this document "Digital Version: Ramona Quimby, Age 8," by going to File>Make a copy. A window will pop up that says "Copy document." Rename it as you wish, and then click OK.

You will customize this additional copy in whatever ways you want, according to your students' needs.



Nothing
but
Class

4. Think through how you want to roll it out. Do you want your students to have access to Obviously, you won't want to share answer keys with the entire class. Also, for example, do you only want to assign your students the student chapter packet pages, plus select the activities? Or, do you want to assign only the vocabulary pages along with the activities? Once you decide, you can DELETE everything you don't want your students to have access to.
5. If you need to, make additional copies (as outlined in Step 3). For example, maybe you want to separate all of the students assignments from the tests, so that students can't see the tests before testing day. Or, perhaps you want to separate the student chapter pages from the activity pages, for the sake of organization. Make as many customized copies as you need to. Just be sure to name all of your customized copies according to what they are, so it is not confusing when it comes time to share the documents with your students.

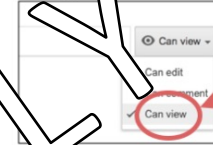
©2018 Nothing but Class

6. Once you're ready, share the documents with your students as needed. Students will need their own Google™ accounts. To share, open the document you want to share in your Google™ Drive. Then, click on the blue button in the upper right corner that says "Share."

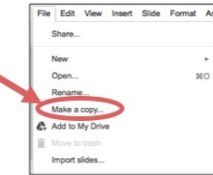


Note: Sharing with students could also be done through Google™ Classroom.


7. Next, you will be prompted to enter the students' e-mail addresses. Be sure to mark your shared document as "Can View," which is a drop down menu on the right-hand side of where you type the e-mail addresses. "Can Edit" will likely be the default selection, so you will need to change it.



8. Students will need to make their own copies since they can't edit your documents. Their own copies will then get saved into their own Google™ Drives. In order to make their own copies, students will need to click the links in their e-mails, which will open a new document you shared with them in Google™ Drive. Students will need to click on "File," and then "Make a copy," in the upper right corner.



A box will pop up like the one below. Students can change the name of their copied documents to something of your choosing, so that it is not confusing when they share their document back with you. After they hit OK, the document will be saved into their own Google™ Drives.



Students will rename their copied documents here.

9. Students will be able to access the documents they make to their files will be able to.
10. Students may share their work.
11. Don't forget that you do have the paper version, which is definitely most handy if the white version (in this PDF).

Your purchase includes both the PAPER version and the GOOGLE™ version of this resource.

BONUS Paperless Version included!

- Compatible with Google™ Drive & Google™ Classroom
- Within this resource are instructions for how to get started right away!

Why do it digital?

- ✓ No paper or pencil
- ✓ No wasting ink
- ✓ Students work directly in the file
- ✓ Incorporate technology
- ✓ Improve student writing
- ✓ High student engagement
- ✓ Renewed student interest
- ✓ Access anywhere
- ✓ College readiness
- ✓ Also printable
- ✓ Full color

PREVIEW ONLY

Digital Version: The Tale of Despereaux Assessments

Name text here Date text here

THE TALE OF DESPEREAUX

Assessment #1: Books 1-2 or Chapters 1-23

❖ **PART 1: VOCABULARY MATCHING**
Match the words with their definitions by writing the correct letters on the lines.

1. indignant text here A. comfort
2. ominous text here B. giving the impression something bad is going to happen
3. inordinate text here C. resentful and displeased
4. despicable text here D. excessive and unnecessary
5. solace text here E. low, unworthy, and hateful
6. ornate text here F. elaborate and fancy

❖ **PART 2: VOCABULARY FILL-IN-THE-BLANK**
Choose the word that best completes each sentence below.

7. The woman's text here purse fit a ton of belongings, including her wallet, a change of clothes, a snack, a water bottle, sunglasses, and countless other items.
a. unsavory
b. capacious
c. dire
d. grave
8. The text here chandelier looked very expensive and was incredibly detailed, with tons of crystals glimmering on it.
a. indignant
b. indisputable
c. beleaguered
d. ornate

❖ **PART 3: VOCABULARY SENTENCES**
Write two sentences below, each containing one or more of the following words.

speculation conform dismay perfidy renounce illuminated astute

9. Text here
10. Text here

1

NOTHING
class

MORE about the GOOGLE™ version...

- Resource pages are available in "Google™ Slides" with text boxes, for students to type into.
- Please note that the text within the resource itself is not editable. This version simply offers students the opportunity to access the pages via Google Drive™, so they may type and draw directly onto the pages on their computers or tablets.
- Though the text is not editable, you may delete or reorganize the pages as needed.
- See sample screenshots on the right for a clear idea of what this looks like.

TABLE OF CONTENTS:

Assessment Packet

Resource	Pages
Vocabulary List with definitions (+ page numbers)	3
Vocabulary List with definitions (+ NO page numbers) <small>*This version is provided for you in case you have a different edition than the one used to write this novel study.</small>	4
Vocabulary List without definitions (+ page numbers)	5
Vocabulary List without definitions (+ NO page numbers) <small>*This version is provided for you in case you have a different edition than the one used to write this novel study.</small>	6
Assessment Packet Cover	7
Assessment #1: Chapters 1-15	8-10
Assessment #2: Chapters 16-30	11-13
Answer Keys	14-19
Terms of Use, You May Like... + Artist Credit	20-22



Follow Me FOR MORE RESOURCES LIKE THIS!

Don't forget to leave a rating for TpT credits!

<https://www.teacherspayteachers.com/Store/Nothing-but-Class>

SIDEWAYS STORIES FROM WAYSIDE SCHOOL

Assessment #1: Chapters 1-15

❖ Part 1: Vocabulary Matching

Match the words with their definitions by writing the correct letters on the lines.

- | | |
|----------------------|-----------------------------------|
| 1. triumphantly ____ | A. looked at in an unpleasant way |
| 2. leered ____ | B. strong point, or delicacy |
| 3. tempting ____ | C. victoriously |
| 4. specialty ____ | D. persuaded |
| 5. overpowering ____ | E. extremely strong or intense |
| 6. convinced ____ | F. enticing and irresistible |

❖ Part 2: Vocabulary Fill-in-the-Blank

Choose the word that best completes each sentence below.

7. The police announced that they would soon begin to _____ the mysterious crime.
- convinced
 - investigate
 - flabbergasted
 - remarkable
8. _____ together was completely _____ when we surprised her with a gift from the whole class.
- overpowering
 - remarkable
 - convinced
 - flabbergasted

❖ Part 3: Vocabulary Sentences

Write two sentences below, each containing one or more of the following words.

exceptionally tempting insisted leered overpowering

9. _____
10. _____

❖ Part 4: Comprehension Multiple Choice

Choose the best answer for each question below.

11. Which of the following does not occur in these chapters?
- Mrs. Gorf gets turned into an apple, and Louis eats the apple.
 - Sharie falls out of the window but Louis catches her.
 - Myron, the class president, saves Mrs. Jewls' cat.
 - Dana complains about being itchy from all of her mosquito bites.
12. Choose the best word to describe Mrs. Gorf.
- Mean
 - Gentle
 - Annoying
 - Funny
13. Choose the best words to describe Mrs. Jewls.
- Kind and strict
 - Cruel and harsh
 - Uncaring and lazy
 - Hyper and overwhelming
14. What is Todd's greatest trouble?
- He hates everyone.
 - He smells terrible, so no one will sit next to him.
 - He has so many mosquito bites that he can't concentrate.
 - He always gets in trouble, even though he tries not to.
15. What do Calvin and Bebe do together?
- They play tetherball at recess.
 - They do art together.
 - They invent ice cream flavors together.
 - They share the job of class president.
16. Why is Myron only class president for one day?
- He shows up to school late.
 - Mrs. Jewls says he is too short.
 - He is too mean to the other kids.
 - He keeps getting in too much trouble.

❖ Part 5: Comprehension & Analysis Short Answer

Answer the following questions in complete sentences.

17. Compare and contrast yourself with one of the characters from the story. Name and explain at least two similarities and two differences.

18. Choose one of the following events from the story. Write about at least two effects that this event had.
- a. Mrs. Gorf gets eaten by Louis.
 - b. Myron saves Dana's dog.
 - c. Paul pulls Leslie's pigtails.

19. Name two strong emotions that one of the characters feels in these chapters. In detail, explain why he/she has each of them.

20. Compare and contrast Wayside School with your own school. Name at least two similarities and two differences.
