

❖ **Part 4: Comprehension Multiple Choice**

Choose the best answer for each question below.

- Which of the following does not occur in these chapters?
  - Howie and Ramona decide that Sustained Silent Reading is the best part of the school day.
  - Danny takes Ramona's eraser, but then gives it back to her.
  - Ramona looks forward to playing with Willa Jean.
  - Beezus and Ramona complain about eating tapage at dinner.
- Choose the best word to describe Mrs. W.
  - Laid-back
  - Strict
  - Intimidating
  - Meek
- Choose the best words to describe Danny.
  - Mischievous and playful
  - Dainty and meek
  - Harsh and unkind
  - Stiff and unsure
- Circle the things below that are most important to Ramona.
  - Her family
  - School
  - Other people's approval
  - Softball
- Why does Ramona have to go to the office?
  - She gets in trouble by Mrs. Whaley.
  - She cracks a raw egg on her head.
  - She gets really sick.
  - Her parents take her out of school.
- Why is Ramona so angry in Chapter 9?
  - She hears her teacher will be a nun.
  - Beezus is being really mean to her.
  - She is upset with her dad for working so hard.
  - There are girls at school that are d



Name \_\_\_\_\_ Date \_\_\_\_\_

**RAMONA QUIMBY, AGE 8**  
Assessment #1: Chapters 1-4

❖ **Part 1: Vocabulary Matching**

Match the words with their definitions by writing the correct letter on the lines.

- |                       |                            |
|-----------------------|----------------------------|
| 1. suppressed _____   | A. problem; dilemma        |
| 2. rueful _____       | B. sly; crafty; deceitful  |
| 3. plight _____       | C. surprise                |
| 4. astonishment _____ | D. restrained and stifled  |
| 5. encumbered _____   | E. fierce                  |
| 6. ferocious _____    | F. restrained; slowed down |

❖ **Part 2: Vocabulary Fill-in-the-Blank**

Choose the word that best completes each sentence below.

- The audience cheered in \_\_\_\_\_ as the home team scored the winning point.
  - exasperation
  - triumph
  - commotion
  - unrelenting
- I dragged my feet and \_\_\_\_\_ went upstairs, after my mom told me three times to go to bed.
  - wistfully
  - blissfully
  - reluctantly
  - ferocious

❖ **Part 3: Vocabulary S**

Write two sentences below, e

\_\_\_\_\_ wistfully \_\_\_\_\_ beaming

9. \_\_\_\_\_

10. \_\_\_\_\_

❖ **Part 5: Comprehension & Analysis Short Answer**

Answer the following questions in complete sentences.

- Compare and contrast yourself with one of the characters from the story. Name and explain at least two similarities and two differences.

\_\_\_\_\_

\_\_\_\_\_

\_\_\_\_\_

\_\_\_\_\_ from the story. Write about at least two things you like about the house after school. Describe her head. Describe her calling her a nuisance.



\_\_\_\_\_ Ramona feels in these chapters. In detail,

\_\_\_\_\_

\_\_\_\_\_

\_\_\_\_\_

\_\_\_\_\_ less that you believe Ramona has. Explain your

\_\_\_\_\_

\_\_\_\_\_

\_\_\_\_\_

**ASSESSMENTS included:**

- 2 Comprehension and Vocabulary Tests
  - Test #1: Chapters 1-4
  - Test #2: Chapters 5-9
- Mix of question types

## Vocabulary Words and Definitions: RAMONA QUIMBY, AGE 8

CHAPTERS	PAGE #	WORD	DEFINITION
Chapter 1: The First Day of School	18	ferocious	fierce
	19	triumph	victory, accomplishment
	19	encumbered	restrained, slowed down
	24	astonishment	surprise
Chapter 2: At Howie's House	28	exasperation	irritation, annoyance
	37	wistfully	longingly
	41	beaming	smiling happily
Chapter 3: The Hard-boiled Egg Fad	44	blissfully	joyfully
	52	commotion	a state of confused and noisy disturbance
	54	aloof	reserved, cool, and distant
	56	seething	boiling in anger
Chapter 4: The Quimbys' Quarrel	61	reluctantly	hesitantly and unwillingly
	68	rueful	shamefaced; regretful
	73	unrelenting	unyielding, not giving in
Chapter 5: The Extra-good Sunday	74	suppressed	restrained and stifled
	75	plight	problem, dilemma
	81	resolved	determined
Chapter 6: Supernuisance	82	weary	fatigued
	91	calamity	disaster
	94	pronounced	stated, asserted
Chapter 7: The Patient	99	dawdle	linger and waste time
	100	scant	hardly
	109	reassuring	comforting
Chapter 7: The Patient	114	reassuring	comforting
	121	bedeviled	fretted; worried
	122	indignant	resentful, displeased
	129	belittled	minimized
	131	pitiful	pathetic and miserable

\*Page numbers are for the 2006 Reillustrated Harper Trophy edition

## ASSESSMENT PACKET

# RAMONA QUIMBY, AGE 8

By Beverly Cleary



Name \_\_\_\_\_

### Easy Planning & Low Prep:

- Complete Vocabulary List comes with and without definitions
  - Four challenge words chosen per chapter
  - Students are tested on these words
- Assessment Packet Cover for easy organization

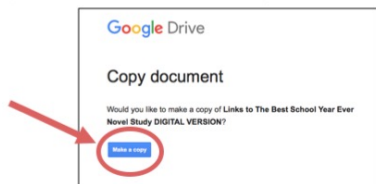
# Instructions

## for Digital Version/Google™ Drive File

1. You will need Internet access and a Google™ account (which is free).
2. Click on the link below. You will be prompted to make a copy of a Google™ document called "Digital Version: Ramona Quimby, Age 8." Click on the blue button that says "Make a Copy." That copy will be saved to your Google™ Drive. (All of the screenshots below are examples only. The text may differ, but it will look otherwise the same.)

[Digital Version: Ramona Quimby, Age 8](#)

Click here first!

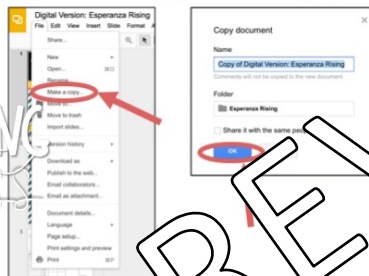


Note: If you have Google™ Drive accounts with multiple email addresses, make sure you take note which email address is selected in the top right corner of the screen, so you can easily find the document in the future.

3. If you completed Step 2 correctly, the document called "Digital Version: Ramona Quimby, Age 8," just transferred to your Google account. It will contain the novel study in its entirety. This includes the unit map, tables of contents, student pages, answer keys, and everything else. You will notice that the novel study has blue text boxes already placed everywhere that students will need to type.

MAKE ANOTHER COPY of this document "Digital Version: Ramona Quimby, Age 8," by going to File>Make a copy. A window will pop up that says "Copy document." Rename it as you wish, and then click OK.

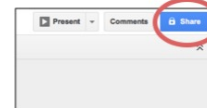
You will customize this additional copy in whatever ways you want, according to your students' needs.



4. Think through how you want to roll it out to your students. Decide how you want your students to have access to. Obviously, you won't want to share answer keys or the unit map. Also, for example, do you only want to assign your students the student chapter packet pages, plus select field activities? Or, do you want to assign only the vocabulary pages along with the activities? Once you decide, DELETE everything you don't want your students to have access to.
5. If you need to, make additional copies (as outlined in Step 3). For example, maybe you want to separate all of the students assignments from the tests, so that students can't see the tests before testing day. Or, perhaps you want to separate the student chapter pages from the activity pages, for the sake of organization. Make as many customized copies as you need to. Just be sure to name all of your customized copies according to what they are, so it is not confusing when it comes time to share the documents with your students.

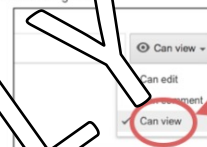
©2018 Nothing but Class

6. Once you're ready, share the documents with your students as needed. Students will need their own Google™ accounts. To share, open the document you want to share in your Google™ Drive. Then, click on the blue button in the upper right corner that says "Share."

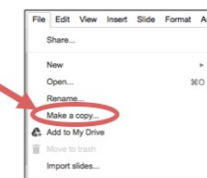


\*Note: Sharing with students could also be done through Google™ Classroom \*


7. Next, you will be prompted to enter the students' e-mail addresses. Be sure to mark your shared document as "Can View," which is a drop down menu on the right-hand side of where you type the e-mail addresses. "Can Edit" will likely be the default selection, so you will need to change it.



8. Students will need to make their own copies, since they can't edit your documents. Their own copies will then get saved into their own Google™ Drives. In order to make their own copies, students will need to click the links in their e-mails, which will open the document you shared with them in Google™ Drive. Students will need to click on "File," and then "Make a copy," in the upper left corner.



A box will pop up like the one below. Students can change the name of their copied documents to something of your choosing, so that it is not confusing when they share their document back with you. After they hit OK, the document will be saved into their own Google™ Drives.



Students will rename their copied documents here.

9. Students will be able to access the documents that students make to their Files will be available.
10. Students may share their work.
11. Don't forget that you do have the paper version, which is definitely most handy if the student doesn't have a printer or a white version (in this PDF).

Your purchase includes both the **PAPER** version and the **GOOGLE™** version of this resource.

**BONUS Paperless Version included!**

- Compatible with Google™ Drive & Google™ Classroom
- Enclosed in this resource are easy-to-follow instructions that will get you started right away!



# Why do it digital?

- ✓ No paper or pencil
- ✓ No wasting ink
- ✓ Students work directly in the file
- ✓ Incorporate technology
- ✓ Improve student writing
- ✓ High student engagement
- ✓ Renewed student interest
- ✓ Access anywhere
- ✓ College readiness
- ✓ Also printable
- ✓ Full color

PREVIEW ONLY

Digital Version: Ramona Quimby, Age 8 Tests

File Edit View Insert Format Slide Arrange Tools Add-ons Help All changes saved in Drive

Background... Layout... Transition...

**Part 5: Comprehension & Analysis Short Answer**

Answer the following questions in complete sentences.

17. Compare and contrast yourself with one of the characters from the story. Name and explain at least two similarities and two differences.

[Text here](#)

18. Choose one of the following events from the story. Write about at least two effects that this event had.

- a. Ramona must go to Howie's house after school.
- b. Ramona cracks a raw egg on her head.
- c. Ramona overhears her teacher calling her a nuisance.

[Text here](#)

19. Name two strong emotions that Ramona feels in these chapters. In detail, explain why she has each of them.



[Text here](#)

20. Name one strength and one weakness that you believe Ramona has. Explain your answers.

[Text here](#)

3

©2018 Nothing but Class



**MORE about the GOOGLE™ version...**

- Resource pages are available in "Google™ Slides" with text boxes, for students to type into.
- Please note that the text within the resource itself is not editable. This version simply offers students the opportunity to access the unit via Google Drive™, so they may type and draw directly onto the pages on their computers or tablets.
- Though the text is not editable, you may delete or reorganize the pages as needed.
- See sample screenshots on the right for a clear idea of what this looks like.

# TABLE OF CONTENTS:

## Assessment Packet

Resource	Pages
Vocabulary Words and definitions (with page numbers)	3-4
Vocabulary Words and definitions (without page numbers)*	5-6
Vocabulary Words without definitions (with page numbers)	7-8
Vocabulary Words without definitions (without page numbers)*	9-10
Assessment Packet Cover	
Assessment #1: Chapters 1-4	12-17
Assessment #2: Chapters 5-9	18-23
Answer Keys	24-25
Terms of Use	24
You may like...	25
Artist Credit	26

\*These versions are provided for you in case you have a different version than the one used to write this novel study.



Follow Me FOR MORE RESOURCES LIKE THIS!

Don't forget to leave a rating for TpT credits!

<https://www.teacherspayteachers.com/Store/Nothing-but-Class>



Name \_\_\_\_\_ Date \_\_\_\_\_

# RAMONA QUIMBY, AGE 8

## Assessment #2: Chapters 5-9

### ❖ Part 1: Vocabulary Matching

Match the words with their definitions by writing the correct letters on the lines.

- |                   |                          |
|-------------------|--------------------------|
| 1. resolved ___   | A. mending               |
| 2. pronounced ___ | B. determined            |
| 3. dawdle ___     | C. linger and waste time |
| 4. ceaseless ___  | D. signaled; waved at    |
| 5. moped ___      | E. fretted; walked       |
| 6. beckoned ___   | F. declared; inserted    |

### ❖ Part 2: Vocabulary Fill-in-the-Blank

Choose the word that best completes each sentence below.

7. I did not get enough sleep the night before, so I felt very \_\_\_\_\_.
- calamity
  - mischievous
  - weary
  - sullen
8. The injured duckling was \_\_\_\_\_, but the mama duckling nursed him back to health.
- reassuring
  - delighted
  - feeble
  - indignant

### ❖ Part 3: Vocabulary Sentences

Write two sentences below, each containing one or more of the following words.

calamity	reassuring	pitiful	inspiration	mischievous	dismal
----------	------------	---------	-------------	-------------	--------

9. \_\_\_\_\_
10. \_\_\_\_\_

## ❖ Part 4: Comprehension Multiple Choice

Choose the best answer for each question below.

11. Which of the following foods do Ramona and Beezus not cook for dinner?
- Chicken
  - Cornbread
  - Pie
  - Rice
12. Why is Chapter 7 called, "The Patient"?
- Because Ramona is sick at home with the stomach flu.
  - Because Ramona learns to be patient with Willa Jean.
  - Because Ramona helps her parents take care of Beezus at school.
  - Because Ramona and her friends pretend to be doctors at school.
13. What does Ramona model her oral book report after?
- A movie
  - A commercial
  - A news report
  - A play
14. What are some of the reasons that the members of the Quimby family are worried in these chapters? Circle all that apply.
- Ramona feels worried that her teacher thinks she is a nuisance.
  - Mrs. Quimby feels worried about Howie being mean to Ramona.
  - Beezus feels worried about a party she is invited to.
  - Mr. and Mrs. Quimby feel worried about paying for a new transmission.
15. What greatly surprises the Quimby family when they eat at the Hopperburger?
- When they arrive, they find that it is closed.
  - The waitress is very rude to them.
  - A stranger pays for their meal.
  - It is so crowded that they have to eat somewhere else.
16. What does Mr. Quimby say about people?
- Never trust a stranger's kindness.
  - Nobody is nice all the time.
  - Elderly people are boring.
  - Most families are not very nice.

NOTHING  
but  
CLASS

PREVIEW ONLY



## ❖ Part 5: Comprehension & Analysis Short Answer

Answer the following questions in complete sentences.

17. Compare and contrast yourself with one of the characters from the story. Name and explain at least two similarities and two differences.

---

---

---

---

---


---

---

---

NOTHING  
but  
CLASS

18. Choose one of the following events from the story. Write about at least two effects that this event had.
- a. Ramona must go to Howie's house after school.
  - b. Ramona cracks a raw egg on her head.
  - c. Ramona overhears her teacher calling her a nuisance.



---

---

---

---

---

---

---

---

19. Name two strong emotions that Ramona feels in these chapters. In detail, explain why she has each of them.

---

---

---

---

---

---

---

---

20. Name one strength and one weakness that you believe Ramona has. Explain your answers.

---

---

---

---

---

---

---

---



## Vocabulary Words and Definitions: RAMONA QUIMBY, AGE 8

CHAPTERS	PAGE #	WORD	DEFINITION
Chapter 1: The First Day of School	18	ferocious	
	19	triumph	
	19	encumbered	
	24	astonishment	
Chapter 2: At Howie's House	28	exasperation	
	37	wistfully	
	41	beaming	
	44	blissfully	
Chapter 3: The Hard-boiled Egg Fad	52	commotion	
	54	aloof	
	56	seething	
	61	reluctant	
Chapter 4: The Quimbys' Quarrel	68	revolt	
	73	relenting	
	77	suppressed	
	78	plight	
Chapter 5: The Extraordinary Sunday	81	resolved	
	82	weary	
	91	calamity	
	94	pronounced	
Chapter 6: Supernuisance	100	dawdle	
	100	scant	
	109	feeble	
	114	reassuring	
Chapter 7: The Patient	121	brooded	
	122	indignant	
	129	belittled	
	131	pitiful	