

❖ **Comprehension & Analysis:** Answer in complete sentences.

1. What is on Ramona's Christmas list at first? What does she cross off of it? Why? What does she add onto it? Why?

All answer keys included!

2. Describe Ramona's sister. How does Mrs. Ramona ask why she is cross?

3. Why do Ramona and Beezus first suspect? Provide textual evidence for your answer.

4. Why does Ramona feel sad and lonely? Provide textual evidence for your answer.



CHAPTER 1: Payday

❖ **Quickwrite:** What would you put on your Christmas list if you could have one right now? Explain your choices.

❖ **Multiple Choice:** Choose the best answers.

1. Where does Mrs. Quimby work?
 - a. At a dentist's office.
 - b. At a doctor's office.
 - c. At a school.
 - d. At a library.
2. In what grade is Beezus?
 - a. Eighth.
 - b. Seventh.
 - c. Sixth.
 - d. Fifth.

❖ **True or False:** Write T for True and F for False.

1. The Quimbys have a pet mouse. ____
2. Mr. Quimby brings home gummy bears. ____
3. Mr. Quimby loses his job. ____
4. Mrs. Quimby is not concerned about money. ____
5. Beezus wants to get a pet hamster. ____



❖ **Vocabulary:** Use a dictionary to complete the table below.

Word	Definition	Illustration
reassured		

ove to fill in the blanks below.

d a _____ for all fruits and
the dismay of her parents.

at I had failed my test, I was _____
day.

_____ me that our sick puppy would feel

Ramona hopes to go out for hamburgers
"treat" would you ask for on your parent's
, and give it a fitting caption.

COMPREHENSION WORK for every chapter, each containing:

- Quickwrite-Students freewrite and relate text to themselves.
- Multiple Choice, True/False, and Sequencing-Basic comprehension skills.
- Standards Focus activity-Practice with literary skills like main idea and character analysis.
- 4 Short and Long answer questions-A mix of comprehension and deeper analysis.
- Vocabulary-Focus on 3 new words and practice with synonyms, antonyms, and context clues.
- Beyond-Creative activity.

VOCABULARY PACKET

Ramona and her Father

BY BEVERLY CLEARY



Name _____

ACTIVITY PACKET

Ramona and her Father

BY BEVERLY CLEARY



Name _____

TABLE OF CONTENTS: Vocabulary Packet

Resource	Pages
Vocabulary Packet Cover	54
Vocabulary Review #1: Chapters 1-3	55-56
Vocabulary Review #2: Chapters 4-7	57-58
Vocabulary Review Answer Keys	59-62
Vocabulary Word Wall Cards	63-65
Vocabulary Flash Cards	66-71

About the Student Chapter Packet

The student work for every chapter contains both comprehension and vocabulary. Each part includes the following sections:

- Quickwrite**—A great idea is to have the students free-write here BEFORE reading the chapters. This gets their minds warmed up and thinking in the direction that the chapters will take them. This also helps them to connect the concepts in the story to themselves.
- True/False, Multiple Choice, or Sequencing**—Two sets of these types of questions are included for every 3 chapters.
- Standards Focus**—One question or activity is included. These focus on Reading Literature standards like main idea, figurative language.

Four short answer questions that these questions are at all, so are optimal for use them all or choose just some etc.

Practice with three new words on every two chapters. Context clues are among the skills.

Pages are a mix of Fun activities, riddles, and text-to-self questions to use their higher-level thinking. You might even have an option for early finishers.

TABLE OF CONTENTS: Assessment Packet

RESOURCE	PAGES
Assessment Cover	103
Assessment #1: Chapters 1-3	104-106
Assessment #2: Chapters 4-7	107-109
Assessment Answer Key	110-115

TABLE OF CONTENTS: Reading Response Activities

FOCUS	CHAPTERS	PAGES	RESOURCE	USE WITH CHAPTERS
Activity Packet Cover			Activity Packet Cover	any
Questions and Answers (Writing Sheet & Blank Sheet)	10, 4, 13-15, 17, 21, 22, 24, 25, 26, 27, 28, 29, 30, 31, 32, 33, 34, 35, 36, 37, 38, 39, 40, 41, 42, 43, 44, 45, 46, 47, 48, 49, 50, 51, 52, 53, 54, 55, 56, 57, 58, 59, 60, 61, 62, 63, 64, 65, 66, 67, 68, 69, 70, 71, 72, 73, 74, 75, 76, 77, 78, 79, 80, 81, 82, 83, 84, 85, 86, 87, 88, 89, 90, 91, 92, 93, 94, 95, 96, 97, 98, 99, 100, 101, 102, 103, 104, 105, 106, 107, 108, 109, 110, 111, 112, 113, 114, 115, 116, 117, 118, 119, 120, 121, 122, 123, 124, 125, 126, 127, 128, 129, 130, 131, 132, 133, 134, 135, 136, 137, 138, 139, 140, 141, 142, 143, 144, 145, 146, 147, 148, 149, 150, 151, 152, 153, 154, 155, 156, 157, 158, 159, 160, 161, 162, 163, 164, 165, 166, 167, 168, 169, 170, 171, 172, 173, 174, 175, 176, 177, 178, 179, 180, 181, 182, 183, 184, 185, 186, 187, 188, 189, 190, 191, 192, 193, 194, 195, 196, 197, 198, 199, 200, 201, 202, 203, 204, 205, 206, 207, 208, 209, 210, 211, 212, 213, 214, 215, 216, 217, 218, 219, 220, 221, 222, 223, 224, 225, 226, 227, 228, 229, 230, 231, 232, 233, 234, 235, 236, 237, 238, 239, 240, 241, 242, 243, 244, 245, 246, 247, 248, 249, 250, 251, 252, 253, 254, 255, 256, 257, 258, 259, 260, 261, 262, 263, 264, 265, 266, 267, 268, 269, 270, 271, 272, 273, 274, 275, 276, 277, 278, 279, 280, 281, 282, 283, 284, 285, 286, 287, 288, 289, 290, 291, 292, 293, 294, 295, 296, 297, 298, 299, 300, 301, 302, 303, 304, 305, 306, 307, 308, 309, 310, 311, 312, 313, 314, 315, 316, 317, 318, 319, 320, 321, 322, 323, 324, 325, 326, 327, 328, 329, 330, 331, 332, 333, 334, 335, 336, 337, 338, 339, 340, 341, 342, 343, 344, 345, 346, 347, 348, 349, 350, 351, 352, 353, 354, 355, 356, 357, 358, 359, 360, 361, 362, 363, 364, 365, 366, 367, 368, 369, 370, 371, 372, 373, 374, 375, 376, 377, 378, 379, 380, 381, 382, 383, 384, 385, 386, 387, 388, 389, 390, 391, 392, 393, 394, 395, 396, 397, 398, 399, 400, 401, 402, 403, 404, 405, 406, 407, 408, 409, 410, 411, 412, 413, 414, 415, 416, 417, 418, 419, 420, 421, 422, 423, 424, 425, 426, 427, 428, 429, 430, 431, 432, 433, 434, 435, 436, 437, 438, 439, 440, 441, 442, 443, 444, 445, 446, 447, 448, 449, 450, 451, 452, 453, 454, 455, 456, 457, 458, 459, 460, 461, 462, 463, 464, 465, 466, 467, 468, 469, 470, 471, 472, 473, 474, 475, 476, 477, 478, 479, 480, 481, 482, 483, 484, 485, 486, 487, 488, 489, 490, 491, 492, 493, 494, 495, 496, 497, 498, 499, 500, 501, 502, 503, 504, 505, 506, 507, 508, 509, 510, 511, 512, 513, 514, 515, 516, 517, 518, 519, 520, 521, 522, 523, 524, 525, 526, 527, 528, 529, 530, 531, 532, 533, 534, 535, 536, 537, 538, 539, 540, 541, 542, 543, 544, 545, 546, 547, 548, 549, 550, 551, 552, 553, 554, 555, 556, 557, 558, 559, 560, 561, 562, 563, 564, 565, 566, 567, 568, 569, 570, 571, 572, 573, 574, 575, 576, 577, 578, 579, 580, 581, 582, 583, 584, 585, 586, 587, 588, 589, 590, 591, 592, 593, 594, 595, 596, 597, 598, 599, 600, 601, 602, 603, 604, 605, 606, 607, 608, 609, 610, 611, 612, 613, 614, 615, 616, 617, 618, 619, 620, 621, 622, 623, 624, 625, 626, 627, 628, 629, 630, 631, 632, 633, 634, 635, 636, 637, 638, 639, 640, 641, 642, 643, 644, 645, 646, 647, 648, 649, 650, 651, 652, 653, 654, 655, 656, 657, 658, 659, 660, 661, 662, 663, 664, 665, 666, 667, 668, 669, 670, 671, 672, 673, 674, 675, 676, 677, 678, 679, 680, 681, 682, 683, 684, 685, 686, 687, 688, 689, 690, 691, 692, 693, 694, 695, 696, 697, 698, 699, 700, 701, 702, 703, 704, 705, 706, 707, 708, 709, 710, 711, 712, 713, 714, 715, 716, 717, 718, 719, 720, 721, 722, 723, 724, 725, 726, 727, 728, 729, 730, 731, 732, 733, 734, 735, 736, 737, 738, 739, 740, 741, 742, 743, 744, 745, 746, 747, 748, 749, 750, 751, 752, 753, 754, 755, 756, 757, 758, 759, 760, 761, 762, 763, 764, 765, 766, 767, 768, 769, 770, 771, 772, 773, 774, 775, 776, 777, 778, 779, 780, 781, 782, 783, 784, 785, 786, 787, 788, 789, 790, 791, 792, 793, 794, 795, 796, 797, 798, 799, 800, 801, 802, 803, 804, 805, 806, 807, 808, 809, 810, 811, 812, 813, 814, 815, 816, 817, 818, 819, 820, 821, 822, 823, 824, 825, 826, 827, 828, 829, 830, 831, 832, 833, 834, 835, 836, 837, 838, 839, 840, 841, 842, 843, 844, 845, 846, 847, 848, 849, 850, 851, 852, 853, 854, 855, 856, 857, 858, 859, 860, 861, 862, 863, 864, 865, 866, 867, 868, 869, 870, 871, 872, 873, 874, 875, 876, 877, 878, 879, 880, 881, 882, 883, 884, 885, 886, 887, 888, 889, 890, 891, 892, 893, 894, 895, 896, 897, 898, 899, 900, 901, 902, 903, 904, 905, 906, 907, 908, 909, 910, 911, 912, 913, 914, 915, 916, 917, 918, 919, 920, 921, 922, 923, 924, 925, 926, 927, 928, 929, 930, 931, 932, 933, 934, 935, 936, 937, 938, 939, 940, 941, 942, 943, 944, 945, 946, 947, 948, 949, 950, 951, 952, 953, 954, 955, 956, 957, 958, 959, 960, 961, 962, 963, 964, 965, 966, 967, 968, 969, 970, 971, 972, 973, 974, 975, 976, 977, 978, 979, 980, 981, 982, 983, 984, 985, 986, 987, 988, 989, 990, 991, 992, 993, 994, 995, 996, 997, 998, 999, 1000			

ASSESSMENT PACKET

Ramona and her Father

BY BEVERLY CLEARY



Name _____

STUDENT CHAPTER PACKET

Ramona and her Father

BY BEVERLY CLEARY



for MORE resources like this!
Don't forget to leave a rating for TpT credits!

TABLE OF CONTENTS

Resource	Pages
Unit Map	3
Student Reference Bookmarks	4-5
Vocabulary Words with definitions	6
Vocabulary Words without definitions	7
Table of Contents Student Chapter Packet	8
About the Student Chapter Packet	9
Student Chapter Packet Cover	10
Student Chapter Packet	11-31
Student Chapter Packet Answer Key	32-52
Table of Contents Vocabulary Packet	53
Vocabulary Packet Cover	54
Vocabulary Packet	55-56
Vocabulary Packet Answer Key	57-58
Vocabulary Word Wall Cards	63-65
Vocabulary Flash Cards	66-71
Table of Contents Reading Response Activities	72
Activity Packet Cover	73
Activity Packet with Answer Keys	74-101
Table of Contents Assessment Packet	102
Assessment Packet Cover	103
Assessment Packet	104-109
Assessment Packet Answer Key	110-115
Terms of Use & Artist Credit	116-117

FOLLOW ME for MORE resources like this!
Don't forget to leave a rating for TpT credits!

FOLLOW ME for MORE resources like this!
Don't forget to leave a rating for TpT credits!

LOW PREP and EASY ORGANIZATION:

- Teacher instructions
- Tables of Contents
- Unit Map lays it all out for you
- Student cover pages to make packets

RAMONA AND HER FATHER: Unit Map

Please note that MANY varied resources are included in this novel study. This is so you can pick and choose what they want to use, since no two classrooms are alike. You can also use them to differentiate for different groups within their classrooms. Some resources are for whole class, some are for small groups, and some are for individual students. Use the resources for the entire class while using the resources for small groups and individual students. Pick and choose what to use with the whole class, and extension with your higher readers. Use some resources with the whole class, and use the rest of the resources. Use some resources as you read for whole class instruction, and use other resources for independent seatwork. Use some resources as classwork, and use others as homework.

This unit map is meant to show you a very rough snapshot, the ones that you will want to use the resources included, but it certainly does not mean you must use every single thing with every single student!

Chapter/Student Chapter Packet	Activities/Activities	Assessments/Assessments	Reading/Response Activities/Response Activities	Other/Other/Other/Other
Chapter 1	• assessment • activities			
Chapter 2 Ramona and the Million Dollars	• assessment • activities	Assessment #1 Chapters 1-3	• Double with Chapters 1, 2 • "Character and Effect"	
Chapter 3 The Night of the Jack-o-Lantern	• assessment • activities			
Chapter 4 Ramona to the Rescue	• assessment • activities			
Chapter 5 Beezus's Creative Writing	• assessment • activities	Assessment #2 Chapters 4-7		
Chapter 6 The Sheep Suit	• assessment • activities			
Chapter 7 Ramona and the Three Wise Persons	• assessment • activities			

Name: _____

Culminating Project Choices- Grading Sheet

Project Choice #1 Project Name: _____ Grade: _____ Comments: _____ _____ _____	Project Choice #2 Project Name: _____ Grade: _____ Comments: _____ _____ _____	Project Choice #3 Project Name: _____ Grade: _____ Comments: _____ _____ _____
Project Choice #4 Project Name: _____ Grade: _____ Comments: _____ _____ _____	Project Choice #5 Project Name: _____ Grade: _____ Comments: _____ _____ _____	Project Choice #6 Project Name: _____ Grade: _____ Comments: _____ _____ _____
Project Choice #7 Project Name: _____ Grade: _____ Comments: _____ _____ _____	Project Choice #8 Project Name: _____ Grade: _____ Comments: _____ _____ _____	Project Choice #9 Project Name: _____ Grade: _____ Comments: _____ _____ _____

"She wanted her whole family, including Picky-picky, to be happy."



-Ramona and her Father, page 31

©2016 Nothing but Class

"You know something? I don't care how much that kid or any other kid earns. I wouldn't trade you for a million dollars."

-Mr. Quimby, page 60



©2016 Nothing but Class

Didn't grown-ups think children worried about anything but jack-o-lanterns? Didn't they know children worried about grown-ups?"



-Ramona and her Father, page 85

©2016 Nothing but Class

Name: _____

Culminating Project Choices

In the boxes below, you will find nine project choices to complete after you finish the book. Each of the projects is worth a certain number of stars. You must choose one or more projects that add up to at least _____ stars. Color in the stars of the project(s) you choose.

Ramona the Actress ☆☆☆ Imagine that you are Ramona and you are applying for a job as an actress. Research about what a resume should look like. Write a resume for Ramona.	Playwright ☆☆☆ Choose your favorite scene(s) from the story. Write it in the form of a play script. Either record it, brood, or perform it. Live in front of the class. You will need to get your classmates to play your scene. Be sure to turn in a written manuscript of your play.	Sequel ☆☆☆ What do you think happens in the next part of the story? Write a sequel to the story. Draw an illustration of the scene.
Game On ☆☆☆ Create a board game about the book. It must include a board, pieces, instructions, and any other materials needed to play the game. You will present your game to the class.	Compare and Contrast ☆☆☆ Compare Ramona to a parental figure in your life. Write about some ways that he/she is like and unlike Mr. Quimby.	Newspaper ☆☆☆ Write a complete newspaper about the events that happen in the book. Include some articles, a comic strip, an advertisement, a photo, an obituary, and any other newspaper parts you can think of!
3D Characters ☆☆☆ Create 3D depictions of the characters. You might use clay, play-doh, posterboard, yarn, wood, or any other material you choose. Include index cards with descriptions about each character.	Paper Bag Book ☆☆☆ Fill a bag with 7-9 items that represent important parts of the book. Present the items to the class and explain why each item is important. Design the outside of the bag to include the book's title, author, and a picture.	Puppet Show ☆☆☆ Create puppets that depict the characters in the book. Use the puppets to act out a scene from the book in front of the class. The puppets may be made out of any material you choose. Be sure to turn in a written manuscript of your play.

©2017 Nothing but Class

Ramona and her Father
BY BEVERLY CLEARY
Reference Bookmark

PLOT

Seven year old Ramona's world is turned upside down when her father loses his job.

SETTING

The story takes place at Ramona's home, school, and church, during Ramona's second grade year.

CHARACTERS

- Ramona—a second grade girl who just wants her family to be happy
- Beezus—Ramona's older sister.
- Mr. Quimby—Ramona's father.
- Mrs. Quimby—Ramona's mother.
- Picky-picky—the Quimby cat.



©2016 Nothing but Class

Ramona and her Father
BY BEVERLY CLEARY
Reference Bookmark

PLOT

Seven year old Ramona's world is turned upside down when her father loses his job.

SETTING

The story takes place at Ramona's home, school, and church, during Ramona's second grade year.

CHARACTERS

- Ramona—a second grade girl who just wants her family to be happy
- Beezus—Ramona's older sister.
- Mr. Quimby—Ramona's father.
- Mrs. Quimby—Ramona's mother.
- Picky-picky—the Quimby cat.



©2016 Nothing but Class

Ramona and her Father
BY BEVERLY CLEARY
Reference Bookmark

PLOT

Seven year old Ramona's world is turned upside down when her father loses his job.

SETTING

The story takes place at Ramona's home, school, and church, during Ramona's second grade year.

CHARACTERS

- Ramona—a second grade girl who just wants her family to be happy
- Beezus—Ramona's older sister.
- Mr. Quimby—Ramona's father.
- Mrs. Quimby—Ramona's mother.
- Picky-picky—the Quimby cat.



©2016 Nothing but Class

Ramona and her Father
BY BEVERLY CLEARY
Reference Bookmark

PLOT

Seven year old Ramona's world is turned upside down when her father loses his job.

SETTING

The story takes place at Ramona's home, school, and church, during Ramona's second grade year.

CHARACTERS

- Ramona—a second grade girl who just wants her family to be happy
- Beezus—Ramona's older sister.
- Mr. Quimby—Ramona's father.
- Mrs. Quimby—Ramona's mother.
- Picky-picky—the Quimby cat.



©2016 Nothing but Class

And nobody is doing it for us.



©2016 Nothing but Class

Additional Resources:

- Two sided student reference bookmarks
- Culminating Project Choices for the end of the book

❖ **Part 4: Comprehension Multiple Choice**

Choose the best answer for each question below.

11. Why does Ramona always look forward to payday?
 - a. She always gets a special treat that day.
 - b. She gets to skip school that day.
 - c. She gets allowance on that day.
 - d. She gets to buy whatever she wants that day.

12. Choose the best word to describe Ramona.
 - a. Selfish
 - b. Creative
 - c. Careful
 - d. Angry

13. Choose the best word to describe Ramona's Mr. Quimby has lost his job.
 - a. Helpless
 - b. Satisfied
 - c. Enraged
 - d. Weepy

14. Why does Ramona feel very happy at the end of the school year?
 - a. Her dad says he wouldn't trade her for anything.
 - b. Her dad gets a new job.
 - c. Beezus invites her to her friend's party.
 - d. She gets a really good report card.

15. Which of the following does not happen in the story?
 - a. Picky picky destroys the jack-o-lantern.
 - b. Ramona is shocked when Beezus tells her she's going to college.
 - c. Ramona dreams of earning money.
 - d. Mr. Quimby quits his job.

16. Which of the following is true about the Quimbys?
 - a. The Quimbys have always been very close.
 - b. Beezus and Ramona always get along.
 - c. The Quimbys have a bad reputation in their neighborhood.
 - d. The Quimbys recently built an extra room.

❖ **Part 5: Comprehension & Analysis Short Answer**

Answer the following questions in complete sentences.

17. Describe a character of your choice using at least three adjectives. Then, explain how you are similar to and different from this character.

Name _____ Date _____

RAMONA AND HER FATHER

Assessment #1: Chapters 1-5

❖ **Part 1: Vocabulary Matching**

Match the words with their definitions by writing the correct letter on the lines.

- | | |
|----------------------|------------------------------|
| 1. crestfallen _____ | A. ruffled, disheveled |
| 2. lingered _____ | B. hung around |
| 3. tousled _____ | C. discouraged, disappointed |
| 4. sullenly _____ | D. encouraged, comforted |
| 5. distaste _____ | E. displeasure, disgust |
| 6. reassured _____ | F. grumpily, gloomily |

❖ **Part 2: Vocabulary Fill-in-the-Blank**

Choose the word that best completes each sentence below.

1. I tried to cheer up my little brother, but he remained _____.
2. _____, Beezus told me that she was going to college.
3. _____, I said, "It's so sad that summer vacation is already over."
4. _____, Beezus told me that she was going to college.
5. _____, Beezus told me that she was going to college.
6. _____, Beezus told me that she was going to college.
7. _____, Beezus told me that she was going to college.
8. "It's so sad that summer vacation is already over," I said with a _____ sigh.

❖ **Part 3: Vocabulary Sentences**

Write two sentences below, each containing one of the following words.

crestfallen	indignant	reassured	distaste
-------------	-----------	-----------	----------

When Ramona and her father go to her school for the first time, she feels _____.

What emotion did you feel? (The emotion could be happiness, anger, empathy, etc.) Explain what made you feel a strong emotion? (The emotion could be happiness, anger, empathy, etc.) Explain what you felt that way.

Do you like or dislike him? Explain why you like or dislike him.

ASSESSMENTS included, each containing:

- Vocabulary, Comprehension, Analysis
- Multiple Choice, Fill in the blank, matching, short and long answer

Instructions

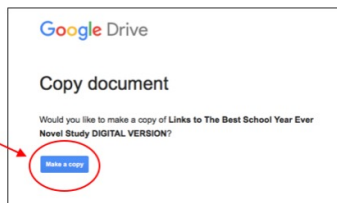
for Digital Version/Google™ Drive Document

1. In the Google folder you received after purchasing my product, you should have found three files: the **digital version**, the **printable PDF**, and the **instructions** you are currently reading.

2. You will notice that the digital version contains the resource in its entirety. This includes Tables of Contents, student pages, answer keys, and everything else. You will also notice that the document has blue text boxes already placed everywhere that students will need to type.

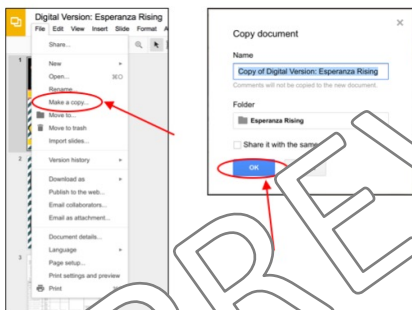
MAKE ANOTHER COPY of this document by going to File>Make a copy. A window will pop up that says "Copy document." Rename it as you wish, and then click OK.

You will customize this additional copy in whatever ways you want, according to your students' needs.

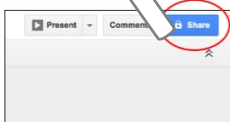


3. Think through how you want to roll it out to your students. Decide what you want your students to have access to. Obviously, you won't want to share answer keys. Also, for example, do you only want to assign your students certain pages at a time? Once you decide, **delete** everything you don't want your students to have access to, and **reorganize** the remaining pages however you wish.

4. If you need to, make additional copies (as outlined in Step 3). For example, maybe you want to separate the assignments into smaller chunks, or withhold certain resources until a certain time. Just be sure to name all of your customized copies according to what they are, so it is not confusing when it comes time to share the documents with your students.

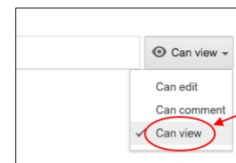


5. Once you're ready, share the documents with your students as needed. Students will need their own Google™ accounts. To share, open the document you want to share in your Google™ Drive. Then, click on the blue button in the upper right corner that says "Share."

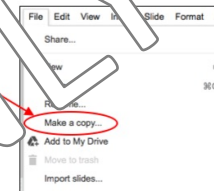


Note: Sharing with students can also be done through Google™ Classroom.

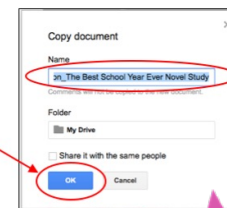
6. Next, you will be prompted to enter the students' e-mail addresses. **Be sure to mark your shared document as "Can View,"** which is a drop down menu on the right-hand side of where you type the e-mail addresses. "Can Edit" will likely be the default selection, so you may need to change it.



7. Students will need to make their own copies since you don't want them to be able to edit your original documents. Their own copies will then get saved into their own Google™ Drives. In order to make their own copies, students will need to click the links in their e-mails, which will open the document you shared with them in Google™ Drive. Students will need to click on "File," and then "Make a copy," in the top left corner.



A box will pop up like the one below. Students can change the name of their copied documents to something of your choosing, so that it is not confusing when they share their document back with you. After they hit OK, the document will be saved to their own Google™ Drives.



Students will rename their copied documents here.

8. Students will be able to access the content, type in text boxes, and click text boxes, draw pictures, etc. Changes that students make to their documents will be automatically saved.

9. Students may share with you their works in progress and finished products.

10. Don't forget that you do have the option to print the documents in black and white and color. The Google™ Drive version are most handy if they are printed. Many teachers like to have both versions and end up using both versions.

11. There are places where students are using iPads or tablets, this is easy to do. However, if you are using a computer, you can use the "Insert" dropdown menu in Google™ Docs to insert images and links.

Your purchase includes both the PAPER version and the GOOGLE™ version of this resource.

BONUS Paperless Version included!

- Compatible with Google™ Drive & Google™ Classroom
- Within this product are easy instructions for how to get started right away!

Why do it digital?

- ✓ No paper or pencil
- ✓ No wasting ink
- ✓ Students work directly in the file
- ✓ Incorporate technology
- ✓ Improve student writing
- ✓ High student engagement
- ✓ Renewed student interest
- ✓ Access anywhere
- ✓ College readiness
- ✓ Also printable
- ✓ Full color

PREVIEW ONLY

Digital Version: The Magician's Nephew Comprehension and Vocabulary

File Edit View Insert Format Slide Arrange Tools Add-ons Help Last edit was yesterday at 9:43 PM

Background... Layout... Theme... Transition...

12

13

14

15

Comprehension and Analysis: Answer the questions in complete sentences.

1. What is your opinion of Digory so far? Explain your thoughts, and use textual evidence to support your opinion.

Text here

2. Use three adjectives to describe Uncle Andrew. Explain why you chose each of your three adjectives.

Text here

3. How does Uncle Andrew manipulate both Polly and Digory to do what he wants them to do in these chapters?

Text here

©2019 Nothing but Class

Digital Version: Harry Potter and the Prisoner of Azkaban Activities

File Edit View Insert Format Slide Arrange Tools Add-ons Help Last edit was on February 8

Background... Layout... Theme... Transition...

13

14

15

Name [Text here](#)

HARRY'S CONFLICTS

Harry encounters many conflicts, or problems, in these chapters. In the space below, write about Harry's conflicts. Then, write about how the conflicts get resolved. If a conflict doesn't get resolved, explain why.

#	CONFLICTS	RESOLUTIONS
1	<p>Write about each of the problems that Harry encounters below.</p> <p>Text here</p>	<p>Write about how the conflict gets resolved. If it doesn't get resolved, explain why.</p> <p>Text here</p>
2	<p>Text here</p>	<p>Text here</p>
3	<p>Text here</p>	<p>Text here</p>
4	<p>Text here</p>	<p>Text here</p>

©2019 Nothing but Class

Nothing but Class

MORE about the GOOGLE™ version...

- All pages are available in "Google™ Slides" with text boxes, for students to type into.
- Please note that the text within the resource itself is *not editable*. This version simply offers students the opportunity to access the pages via Google Drive™, so they may type and draw directly on the pages on their computers or tablets.
- Though the text is not editable, you may delete or reorganize the pages as needed.
- See sample screenshots on the right for a clear idea of what this looks like.