

8. My parents were \_\_\_\_\_ when my teacher called home to tell them that I was doing a wonderful job at school.
- consumers
  - frantically
  - beaming
  - fad
9. Choose the **best antonym** of the underlined vocabulary word.  
forbidding
- arguing
  - allowing
  - relaxing
  - nursing
10. Choose the **best synonym** of the underlined vocabulary word.  
vandalism
- destruction
  - peace
  - chaos
  - mystery

❖ **Part 3: Sentences**

➤ Choose three words from each of the choices.

jolt  
clattered

11. \_\_\_\_\_  
12. \_\_\_\_\_  
13. \_\_\_\_\_

Name \_\_\_\_\_ Date \_\_\_\_\_

## FRINDLE by Andrew Clements

### Final Vocabulary Assessment

❖ **Part 1: Matching**

Draw lines that match the words on the left with their proper definitions on the right.

1. jolt	A. a noisy commotion
2. frantically	B. desperately
3. ruckus	C. shock
4. rascal	D. not allow someone to do something
5. forbidding	E. a mischievous person

❖ **Part 2: Multiple Choice**

Choose the words that belong in the sentences below. Circle the word; then write it in the blank.

6. The teacher \_\_\_\_\_ each spelling word as she read them aloud for our spelling test.

- clattered
- emphasized
- beaming
- consumers

7. The embarrassed child turned a bright shade of \_\_\_\_\_ when he realized he had said the wrong answer in class.

- crimson
- oath
- commotion
- controversial

1



❖ **Part 2: Comprehension & Analysis Short Answer**

Answer the following questions in complete sentences.

6. Do you think that Nick is a troublemaker? Why or why not? Give examples or reasons to support your opinion.

---

---

---

---

---

---

7. Compare and contrast Nick and Mrs. Granger. How are they alike and different?

Name \_\_\_\_\_ Date \_\_\_\_\_

## FRINDLE by Andrew Clements

### Comprehension Assessment #1: Chapters 1-8

❖ **Part 1: Comprehension Multiple Choice**

Choose the best answer for each question below.

- Choose the words that best describe Nick.
  - Quiet and timid.
  - Arrogant and unkind.
  - Creative and mischievous.
  - Miserable and grumpy.
- What animal does Nick's fourth grade teacher look like?
  - A bear.
  - A hawk.
  - A cat.
  - A lion.
- Choose the words that best describe Mrs. Granger.
  - Humorous and easygoing.
  - Stern and intelligent.
  - Quiet and strong.
  - Defeated and weak.
- What extra homework does Nick get on his first day of fifth grade?

1

**ASSESSMENTS included:**

- 2 Comprehension Tests
  - Test #: Chapters 1-8
  - Test #2: Chapters 9-15
- 1 Final Vocabulary Test
- Mix of question types

Name \_\_\_\_\_

## Vocabulary Words and Definitions

### FRINDLE by Andrew Clements

Chapters	Pg. #	Word	Definition
1-3	3	jolt	shock
	4	crimson	red
	12	frantically	desperately
4-6	29	beaming	having a happy expression
	35	clattered	made a loud sound
	38	oath	promise
7-9	40	emphasized	stressed, accentuated
	51	forbidding	not allowing something
	53	vandalism	deliberate damage of property
10-12	62	fad	a temporary fashion or notion
	76	controversial	subject to debate or argument
	82	ruckus	a noisy commotion
13-15	88	consumers	people who buy stuff
	90	rascal	a mischievous person
	93	commotion	noisy disturbance

Page numbers are for First Aladdin Paperbacks edition February 1998

©2015, 2018 Nothing but Class

Name \_\_\_\_\_

## Vocabulary Words and Definitions

### FRINDLE by Andrew Clements

Chapters	Pg. #	Word	Definition
1-3	3	jolt	
	4	crimson	
	12	frantically	
4-6	29	beaming	
	35	clattered	
	38	oath	
7-9	40	emphasized	
	51	forbidding	
	53	vandalism	
10-12	62	fad	
	76	controversial	
	82	ruckus	
13-15	88	consumers	
	90	rascal	
	93	commotion	

Page numbers are for First Aladdin Paperbacks edition February 1998

©2015, 2018 Nothing but Class

PREVIEW ONLY

NOTHING  
but  
CLASS


### Vocabulary Focus:

- Three challenge words chosen per section
- Complete Vocabulary List comes with and without definitions

# ASSESSMENT PACKET

## Frindle

by Andrew Clements



Name \_\_\_\_\_

### TABLE OF CONTENTS Assessments

Resource	Pages
Vocabulary Words and definitions (with page numbers)	3
Vocabulary Words with definitions (with page numbers)	4
Vocabulary Words and definitions (about page numbers)	5
Vocabulary Words with no definitions (without page numbers)	6
Assessment Packet Cover page	7
Comprehension Assessment #1 (Chapters 1-8)	8-9
Comprehension Assessment #1 Answer Key	10-11
Comprehension Assessment #2 (Chapters 9-15)	12-13
Comprehension Assessment #2 Answer Key	14-15
Final Vocabulary Assessment	16-17
Final Vocabulary Assessment Answer Key	18-19
Instructions for Digital File/Google Drive Version	20-21



**FOLLOW ME** for **MORE** resources  
Don't forget to leave a rating for  
<https://www.teacherspayteachers.com/Store/NothingButClass>

### Easy Planning & Low Prep:

- Table of Contents
- Student Cover Page
- All answer keys

### ❖ Part 2: Comprehension & Analysis Short Answer

Answer the following questions in complete sentences.

6. Do you think that Nick is a troublemaker? Why or why not? Give examples or reasons to support your opinion.

*I think Nick is a troublemaker, because even if he doesn't have unkind intentions, he does disrupt his classes and he annoys his teachers. For example, he screeched like a red-wing blackbird whenever his fourth grade teacher wasn't looking. (Answers will vary.)*

7. Compare and contrast Nick and Mrs. Granger. How are they alike and different?

*Like Nick and Mrs. Granger are both intelligent. Nick likes to read and does well in school. Mrs. Granger is a smart teacher that loves vocabulary words. They are different because Nick is a troublemaker and Mrs. Granger. Nick thinks that rules can be bent a little bit with the English language, but Mrs. Granger wants to follow the traditional rules. (Answers will vary.)*

8. What is the main problem that happens in the story? Is the problem solved? If not, why not?

*The main problem is when Nick gets in trouble for using the word "frindle" at school. The principal tells him to go home to speak to his parents about it. The problem is not really solved, because nobody really listens to him, and it continues to be a battle between Mrs. Granger and Nick.*

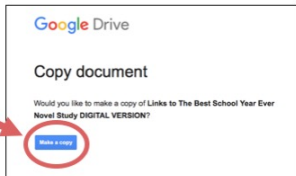
# Instructions

for Digital Version/Google™ Drive File

1. You will need Internet access and a Google™ account (which is free).
2. Click on the link below. You will be prompted to make a copy of a Google™ document called "Digital Version: Frindle Assessments." Click on the blue button that says "Make a Copy." That copy will be saved to your Google™ Drive. (All of the screenshots below are examples only. The text may differ, but it will look otherwise the same.)

[Digital Version: Frindle Assessments](#)

Click here first!

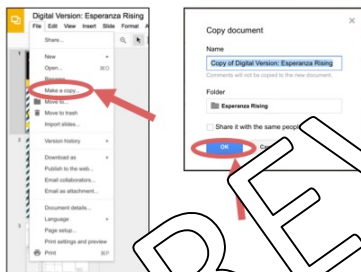


Note: If you have Google™ Drive accounts with multiple email addresses, make sure you take note which email address is selected in the top right corner of the screen, so you can easily find the document in the future.

3. If you completed Step 2 correctly, the document called "Digital Version: Frindle Assessments," just transferred to your Google account. It will contain the product in its entirety. This includes the table of contents, tests, answer keys, and everything else. You will notice that the resource has blue text boxes already placed everywhere that students will need to type.

MAKE ANOTHER COPY of this document "Digital Version: Frindle Assessments," by going to File>Make a copy. A window will pop up that says "Copy document." Rename it as you wish, and then click OK.

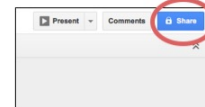
You will customize this additional copy in whatever ways you want, according to your students' needs.



4. Think through how you want to roll it out to your students. Decide if you want your students to have access to everything. Obviously, you won't want to share answer keys. Do you want them to only have access to one test at a time? Do you want the vocabulary pages to be inaccessible while they're taking the quizzes? Once you decide, DELETE everything you don't want your students to have access to.
5. If you need to, make additional copies (as outlined in Step 3). For example, maybe you want to separate all of the vocabulary from the tests, or you want to separate the tests from each other. Make as many customized copies as you need to. Just be sure to name all of your customized copies according to what they are, so it is not confusing when it comes time to share the documents with your students.

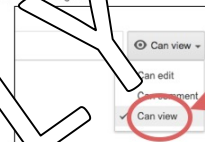
©2018 Nothing but Class

6. Once you're ready, share the documents with your students as needed. Students will need their own Google™ accounts. To share, open the document you want to share in your Google™ Drive. Then, click on the blue button in the upper right corner that says "Share."

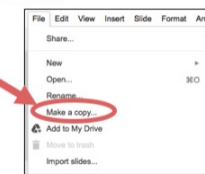


\*Note: Sharing with students could also be done through Google™ Classroom.\*


7. Next, you will be prompted to enter the students' email addresses. Be sure to mark your shared document as "Can View," which is a drop down menu on the right-hand side of where you type the e-mail addresses. "Can Edit" will likely be the default selection, so you will need to change it.



8. Students will need to make their own copies since they can't edit your documents. Their own copies will then get saved to their own Google™ Drive. In order to make their own copies, students will need to click the links in their e-mail, which will open whatever document you shared with them in Google™ Drive. Students will need to click on "File," and then "Make a copy," in the upper left corner.



A box will pop up like the one below. Students can change the name of their copied documents to something of your choosing, so that it is not confusing when they share their document back with you. After they hit OK, the document will be saved into their own Google™ Drives.



Students will rename their copied documents here.

9. Students will be able to access the documents that they share with you. Any changes that students make to their files will be saved to their own Google™ Drive.
10. Students may share their documents with other people.
11. Don't forget that you do have the printer-friendly version, printed out for you.

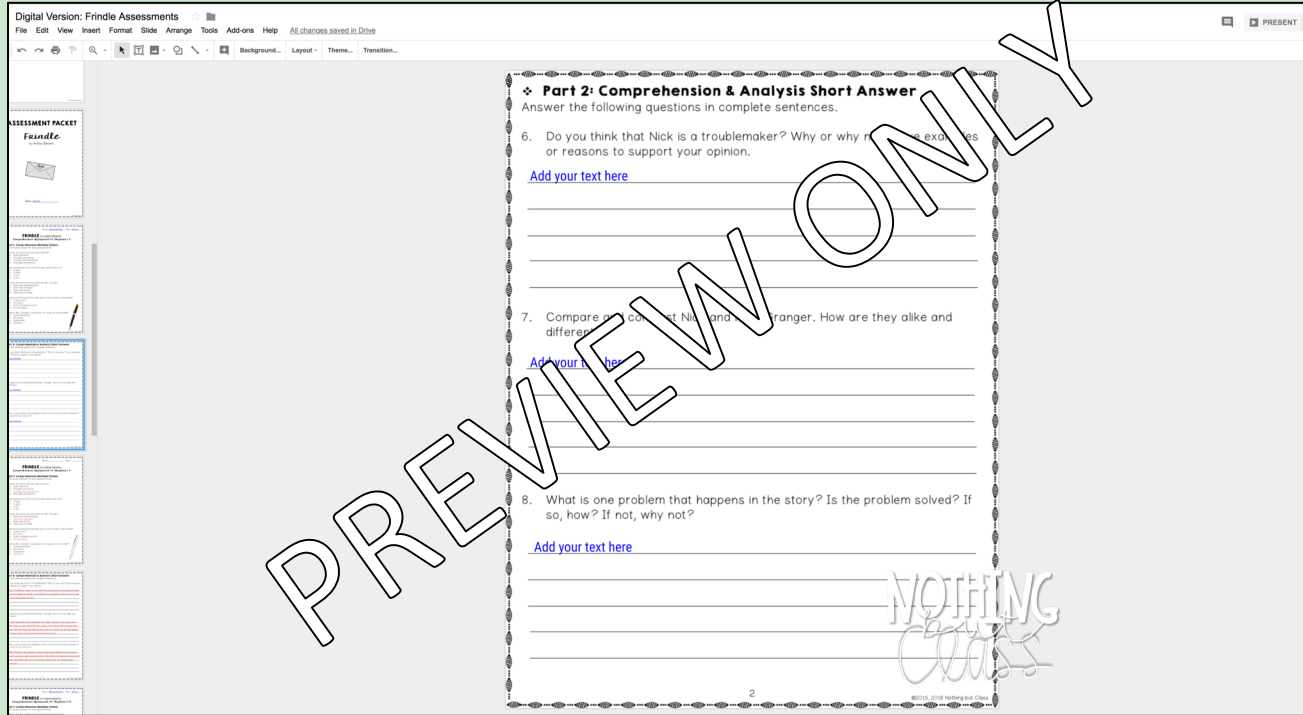
Your purchase includes both the **PAPER** version and the **GOOGLE™** version of this resource.

**BONUS Paperless Version included!**

- Compatible with Google™ Drive & Google™ Classroom
- Upon purchasing, you will receive instructions for how to get started right away!

©2018 Nothing but Class





## Why do it digital?

- ✓ No paper or pencil
  - ✓ No wasting ink
- ✓ Students work directly in the file
  - ✓ Incorporate technology
  - ✓ Improve student writing
  - ✓ High student engagement
  - ✓ Renewed student interest
    - ✓ Access anywhere
    - ✓ College readiness
    - ✓ Also printable
    - ✓ Full color

### MORE about the GOOGLE™ version...

- Pages are available in “Google™ Slides” with text boxes and moveable pieces, for students to type into and manipulate.
- Please note that the text within the resource itself is not editable. This version simply offers students the opportunity to access the pages via Google Drive™, so they may type directly onto the pages on their computers or tablets.
- Though the text is not editable, you may delete or reorganize the pages as needed.
- See sample screenshots on the right for a clear idea of what this looks like.

# FRINDLE

 by Andrew Clements  
*Comprehension Assessment #1: Chapters 1-8*

## ❖ Part I: Comprehension Multiple Choice

Choose the best answer for each question below.

- Choose the words that best describe Nick.
  - Quiet and timid.
  - Arrogant and unkind.
  - Creative and mischievous.
  - Miserable and grumpy.
- What animal does Nick's fourth grade teacher love like?
  - A bear.
  - A hawk.
  - A cat.
  - A lion.
- Choose the words that best describe Mrs. Granger.
  - Humorous and easygoing.
  - Stern and intelligent.
  - Quiet and strict.
  - Dejected and weak.
- What extra homework does Nick get on his first day of fifth grade?
  - A big project.
  - An essay.
  - Extra vocabulary words.
  - An oral report.
- What is Mrs. Granger's punishment for using the word *frindle*?
  - Extra homework.
  - No recess.
  - Suspension.
  - Detention.



❖ **Part 2: Comprehension & Analysis Short Answer**

Answer the following questions in complete sentences.

6. Do you think that Nick is a troublemaker? Why or why not? Give examples or reasons to support your opinion.

---

---

---

---

---

---

7. Compare and contrast Nick and Mrs. Granger. How are they alike and different?

---

---

---

---

---

---

8. What is one problem that happens in the story? Is the problem solved? If so, how? If not, why not?

---

---

---

---

---

---

# FRINDLE

by Andrew Clements

## Final Vocabulary Assessment

### ❖ Part 1: Matching

Draw lines that match the words on the left with their proper definitions on the right.

- |                |                           |
|----------------|---------------------------|
| 1. jolt        | A. a noisy commotion      |
| 2. frantically | B. desperately            |
| 3. ruckus      | C. shock                  |
| 4. rascal      | D. not allowing something |
| 5. forbidding  | E. a mischievous person   |

### ❖ Part 2: Multiple Choice

Choose the words that belong in the sentences below. Circle the word; then write it in the blank.

6. The teacher \_\_\_\_\_ each spelling word as she read them aloud for our spelling test.
- plattened
  - emphasize
  - reemerging
  - consumers
7. The embarrassed child turned a bright shade of \_\_\_\_\_ when he realized he had said the wrong answer in class.
- crimson
  - oath
  - commotion
  - controversial





8. My parents were \_\_\_\_\_ when my teacher called home to tell them that I was doing a wonderful job at school.
- consumers
  - frantically
  - beaming
  - fad

9. Choose the **best antonym** of the underlined vocabulary word.
- forbidding
- arguing
  - allowing
  - relaxing
  - nursing

10. Choose the **best synonym** of the underlined vocabulary word.
- vandalism
- destruction
  - peace
  - chaos
  - mystery

❖ **Part 3: Sentences**

- Choose three vocabulary words in the box below. Write one sentence for each of the chosen words.

jolt	consumers	ruckus	oath
clatter	rascal	commotion	fad

11. \_\_\_\_\_

\_\_\_\_\_

13. \_\_\_\_\_

\_\_\_\_\_

