

Chapter 1= THE UNVANQUISHED TRUTH
Chapter 2= UP FROM THE DOWN UNDER
Chapter 3= AMERICAN FLYER
Chapter 4= WHAT FRIGHTENED THE FAIR GWEN

❖ **Quickwrite:** Write about your grandparents, or other extended relatives (like aunts and uncles). Describe the relationships that you have with them.

❖ **Vocabulary:** Fill in the blanks.

1. The toddler was _____ unhappily as her mother said she could not have another cookie.
2. It was clear that the angry boy was _____ as he stomped upstairs and slammed his bedroom door.
3. The team of superheroes was _____ and could defeat any supervillain.
4. The abandoned house had stood _____ for so long that it was filled with cobwebs, dust, and trash.



❖ **True or False:** Mark T for True and F for False.

1. Freak and Max were once in daycare together. _____
2. Max lives in the attic of his grandparents' house. _____
3. Freak moves into Max's neighborhood. _____
4. Freak tells Max all about King Arthur and Fair Gwen. _____
5. Fair Gwen is very welcoming towards Max. _____

❖ **Point of View:** Is the story written in first or third person? From whose point of view is the story written?

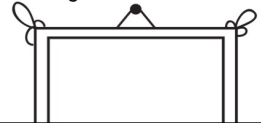
❖ **Comprehension and Analysis:** Answer the questions in complete sentences.

1. Compare and contrast Freak and Max. Name at least two similarities and two differences.

2. What does Max overhear Grim saying about him? How do you think this makes Max feel? Use textual evidence to support your answer.

3. In detail, explain how Max and Freak start hanging out. How does Fair Gwen react to this?

❖ **Beyond:** Below, write what you learn about King Arthur, Fair Gwen, and the Knights of the Round Table. Draw an illustration to accompany your writing.







Features student work for every 3-4 chapters:

- Quickwrite-Writing prompt related to the text.
- Vocabulary-Focus on 4 challenge words.
- True/False, Sequencing, & Multiple Choice questions.
- Standards Focus Question.
- Three Short Answer Questions.
- Beyond-Creative activities.





❖ For each of the words below, circle the picture that best illustrates the word. On the line under the pictures, justify why you chose your answer.

11. precaution

a. 	b. 
c. 	d. 

I chose this answer because _____

12. lofty

a. 	b. 
c. 	d. 

I chose this answer because _____

13. For the following word, draw a picture that illustrates the antonym (or opposite) of each of your illustrations.

4. Choose the best synonym for fumbling below.

- staggering
- striking
- marching
- climbing


5. Choose the best antonym for mooring below.

- crying
- grinning
- melting
- jogging

6. Choose the word that best completes the following sentence.

The child _____ began playing the piano flawlessly at age 3.

- obnoxious
- injustice
- precaution
- prodigy

Illustration of the word: 

Justification: _____

7. Below, write about something that you might see flickering.

8. Below, list three examples of _____.

9. Complete the following graphic organizer for the word prodigy.

deprived	dysfunctional	precocious	fumbling	ignorant	insisted
lofty	obnoxious	prodigy	flickering		

One of the greatest _____

10. Use at least two of the words in the graphic organizer to write a sentence.

Complete the graphic organizer below for the word in the middle.

_____	_____	_____
_____	_____	_____
_____	_____	_____
_____	_____	_____
_____	_____	_____

Part of Speech _____

3. Write a sentence containing the word _____.

Vocabulary Word and Definitions: **FREAK THE MIGHTY**

CHAPTER	WORD #	WORD	DEFINITION
1: The Unmoving Truth	1	scowling	glowering; glaring
2: Up From the Dead	6	vacant	empty; unoccupied
3: American Flyer	17	invincible	indestructible
4: What Frightens Fair Swen	18	fuming	seething; furious
5: The Encounter of the Turd Kind	22	intruding	invading; barging in on
7: Working High Above the World	24	beaming	grinning very cheerfully
8: Dinosaur Brain	26	flinch	wince, shrink from
	43	confrontation	conflict or battle
	51	divulged	revealed; exposed
9: Life is Dangerous	54	smug	superior; pleased with oneself
10: Rats or Worse	54	conceal	hide
11: The Demise of Distress	62	distress	suffering and heartache
12: Killer Kane, Killer Kane, Meet a Full-Blown Cat	73	strutting	swaggering; walking with great confidence

Word: intruding	Definition: invading; barging in on
Word: beaming	Definition: grinning very cheerfully

 <p>scowling (verb) glowering; glaring</p>	 <p>vacant (adjective) empty; unoccupied</p>
 <p>invincible (adjective) indestructible</p>	 <p>fuming (adjective or verb) seething; furious</p>
 <p>beaming (verb) grinning very cheerfully</p>	 <p>confrontation (noun) conflict or battle</p>


Vocabulary Focus:

- Four challenge words chosen for every 3-4 chapters
- Complete Vocabulary List comes with and without definitions
- Two Vocabulary Reviews to use throughout the study
- Vocabulary Word Wall Cards in full color
- Vocabulary Flashcards

STUDENT CHAPTER PACKET

FREAK THE MIGHTY

By Rodman Philbrick



Name _____

VOCABULARY PACKET

FREAK THE MIGHTY

By Rodman Philbrick



Name _____

TABLE OF CONTENTS: Vocabulary Packet

Resource	Pages
Vocabulary Packet Cover	34
Vocabulary Review #1 Chapters 1-15	35-37
Vocabulary Review #2 Chapters 16-20	38-40
Vocabulary Review Answer Key	41-46
Vocabulary Word Wall Cards	47-50
Vocabulary Flashcards	51-57

TABLE OF CONTENTS: Student Chapter Packet

Resource	Pages
About the Student Chapter Packet	10
Student Chapter Packet Cover	11
1: The Unvanquished Truth	12-13
2: Up From the Down Under	
3: American Flyer	
4: What Frightened the Fair One	
5: Spitting Imagination	14-15
6: Close Encounter of the Turd Kind	
7: Walking High Above the World	
8: Dinosaur Brain	
9: Life is Dangerous	16-17
10: Rats or Worse	
11: The Damsel of Distress	
12: Killer Kane, Killer Kane, Had a	
13: American Chop Suey	18-19
14: Cross My Heart and Hope to Die	
15: What Came Down the Chimney	
16: A Chip off the Old Block	
17: By All That's Holy	20-21
18: Never Trust a Cripple	
19: Into the Black Down Under	
20: Freak the Mighty Strikes Back	
21: The Accident of Nature	22-23
22: Remembering Is Just an Invention	
23: The Empty Book	
24: The Return of Kicker	
25: What Loretta Says	24-25
Student Chapter Packet Answer	
26: Follow Me	
27: Don't forget	



ABOUT THE STUDENT CHAPTER PACKET

The student work for every 3-4 chapters of reading contains both comprehension and vocabulary. Each part includes the following sections:

- Quickwrite**-A great idea is to have the students free-write here BEFORE reading the chapter(s). This gets their minds warmed up and thinking in the direction that the chapter(s) will take them. This also helps them to connect the concepts in the story to themselves.
- Vocabulary**-The students practice with four new words that are chosen for you from every chapter. Synonyms, antonyms, and context clues are among the skills included.
- True/False, Multiple Choice, or Sequencing**-One set of these types of questions are included for each section.
- Standards Focus**-One question or activity is included. These focus on Reading Literature standards like main idea, character analysis, and figurative language.
- Comprehension and Analysis**-Three short answer questions are provided per section. You will find that these questions are at all levels of Bloom's Taxonomy, so are optimal for differentiation if needed. Use them all or choose just some for your students to complete.
- Beyond**-The Beyond activities are a mix of fun activities, including art, graphic organizers, and text-to-self connections. They require the students to use their imaginations, and some upper-level thinking. You might even choose to use these as an option for early finishers.

STUDENT CHAPTER PACKET ANSWER KEY

Chapter 1: THE UNVANQUISHED TRUTH
Chapter 2: UP FROM THE DOWN UNDER
Chapter 3: AMERICAN FLYER
Chapter 4: WHAT FRIGHTENED THE FAIR ONE

(page 1)
Quickwrite: Answers will vary.
Vocabulary:
 1. scowling
 2. fuming
 3. invincible
 4. vociferous
True or False:
 1. T
 2. F
 3. T
 4. T
 5. F
Point of View: The story is written in first person. It is written from Max's point of view. I know this because he refers to himself as I, myself, and me.

(page 2)
Comprehension and Analysis:
 1. Freak is very small, and Max is very tall. Freak is very talkative and outgoing, while Max tends to isolate himself. However, they are similar in that they both are missing at least one parent figure in their lives, and they also live in the same neighborhood. (Answers may vary.)
 2. Max overhears Grim whispering to Gram that he is starting to look so much like him, referring to Max's dad. He also says it's not only about looking like him, but he thinks Max might be like him, so they better watch out. This must make Max feel terrible and ashamed, because it sounds like his father is not a good guy. On page 8, the text reads, "...Grim says...the boy is like him, we'd better watch out...never know what he might do while we're here."
 3. Max notices Freak moving into his neighborhood, approaches the house, and Freak scares watch Freak, and he notices Freak trying to get into the basement room, where Freak tells him until Owen tells Freak to come home. Up away quickly.
Beyond: King Arthur was the first king of which is called Excalibur. Fair Owen became the Knights of the Round Table. T.

FREAK THE MIGHTY Reference Bookmark

PLOT
 When Freak and Max are together, they learn about friendship, life, and remembering.

SETTING
 The story takes place in a variety of different places in Freak and Max's hometown, somewhere in the United States.

CHARACTERS

- Max: an eighth grader boy that lives with his grandparents and who has a reputation tied to his imprisoned dad.
- Freak: an eighth grader who has a long-term illness, he is Max's best friend.
- Grim and Gram: Max's grandparents, who always mean well.
- Fair-Deen-Freak's kind and beautiful mother.
- Kenny: Max's father, who frightens everyone.
- lady and Loretta: two shady characters who live across town.



FREAK THE MIGHTY Reference Bookmark

PLOT
 When Freak and Max are together, they learn about friendship, life, and remembering.

SETTING
 The story takes place in a variety of different places in Freak and Max's hometown, somewhere in the United States.

CHARACTERS

- Max: an eighth grader boy that lives with his grandparents and who has a reputation tied to his imprisoned dad.
- Freak: an eighth grader who has a long-term illness, he is Max's best friend.
- Grim and Gram: Max's grandparents, who always mean well.
- Fair-Deen-Freak's kind and beautiful mother.
- Kenny: Max's father, who frightens everyone.
- lady and Loretta: two shady characters who live across town.



FREAK THE MIGHTY Reference Bookmark

PLOT
 When Freak and Max are together, they learn about friendship, life, and remembering.

SETTING
 The story takes place in a variety of different places in Freak and Max's hometown, somewhere in the United States.

CHARACTERS

- Max: an eighth grader boy that lives with his grandparents and who has a reputation tied to his imprisoned dad.
- Freak: an eighth grader who has a long-term illness, he is Max's best friend.
- Grim and Gram: Max's grandparents, who always mean well.
- Fair-Deen-Freak's kind and beautiful mother.
- Kenny: Max's father, who frightens everyone.
- lady and Loretta: two shady characters who live across town.



FREAK THE MIGHTY Reference Bookmark

PLOT
 When Freak and Max are together, they learn about friendship, life, and remembering.

SETTING
 The story takes place in a variety of different places in Freak and Max's hometown, somewhere in the United States.

CHARACTERS

- Max: an eighth grader boy that lives with his grandparents and who has a reputation tied to his imprisoned dad.
- Freak: an eighth grader who has a long-term illness, he is Max's best friend.
- Grim and Gram: Max's grandparents, who always mean well.
- Fair-Deen-Freak's kind and beautiful mother.
- Kenny: Max's father, who frightens everyone.
- lady and Loretta: two shady characters who live across town.



ASSESSMENT PACKET

FREAK THE MIGHTY

By Rodman Philbrick



Easy Planning & Low Prep:

- Tables of Contents
- Teacher instructions
- Student Cover Pages
- Student reference bookmarks
- All answer keys

TABLE OF CONTENTS

Resource	Pages
Student Reference Bookmarks (two-sided)	3-4
Vocabulary List with definitions	5
Vocabulary List with definitions (NO page numbers)	6
Vocabulary List without definitions	7
Vocabulary List without definitions (NO page numbers)	8
<i>Table of Contents: Student Chapter Packet</i>	
Student Chapter Packet with answer key	10-21
<i>Table of Contents: Vocabulary Packet</i>	
Vocabulary Packet with answer key	44-57
Terms of Use, You May Like, + Artist Credit	58-60



Follow Me FOR MORE RESOURCES LIKE THIS!

Don't forget to leave a rating for TpT credits!

<https://www.teacherspayteachers.com/Store/Nothing-but-Class>

Why do it digital?

- ✓ No paper or pencil
- ✓ No wasting ink
- ✓ Students work directly in the file
- ✓ Incorporate technology
- ✓ Improve student writing
- ✓ High student engagement
- ✓ Renewed student interest
- ✓ Access anywhere
- ✓ College readiness
- ✓ Also printable
- ✓ Full color

PREVIEW ONLY

Digital Version The City of Ember Complete

File Edit View Insert Format Slide Arrange Tools Add-ons Help Last edit was made 11 minutes ago by Je...

PREVIEW ONLY

❖ **Comprehension and Analysis:** Answer the questions in complete sentences.

1. Summarize Doon's first day of work. How is it different from Lina's first day of work?

Text Here

Describe and explain Doon's reaction to the generator. Support your answer with textual evidence.

Text Here

3. What do you learn about Doon's family in this chapter?

Text Here

❖ **Beyond:** Doon is very fascinated by bugs, and even writes down his observations of them. Below, draw and write about something that fascinates you.

Text Here

6

MORE about the GOOGLE™ version...

- Resource pages are available in "Google™ Slides" with text boxes, for students to type into.
- Please note that the text within the resource itself is not editable. This version simply offers students the opportunity to access the pages via Google Drive™, so they may type and draw directly onto the pages on their computers or tablets.
- Though the text is not editable, you may delete or reorganize the pages as needed.
- See sample screenshots on the right for a clear idea of what this looks like.

NOTHING
but
class

Chapter 1: THE UNVANQUISHED TRUTH
 Chapter 2: UP FROM THE DOWN UNDER
 Chapter 3: AMERICAN FLYER
 Chapter 4: WHAT FRIGHTENED THE FAIR GWEN

❖ **Quickwrite:** Write about your grandparents, or other extended relatives (like aunts and uncles). Describe the relationships that you have with them.

NOTHING BUT CLASS

❖ **Vocabulary:** Fill in the blanks.

- The toddler was _____ unhappy as her mother said she could not have another cookie.
- It was clear that the angry boy was _____ as he stomped upstairs and slammed his bedroom door.
- The team of superheroes was _____ and could defeat any supervillain.
- The abandoned house had stood _____ for so long that it was filled with cobwebs, dust, and rats.

scowling
 vacant
 invincible
 fuming



❖ **True or False:** Mark T for True and F for False.

- Freak and Max were once in daycare together. _____
- Max lives in the attic of his grandparents' house. _____
- Freak moves into Max's neighborhood. _____
- Freak tells Max all about King Arthur and Fair Gwen. _____
- Fair Gwen is very welcoming towards Max. _____

❖ **Point of View:** Is the story written in first or third person? From whose point of view is the story written? How do you know?

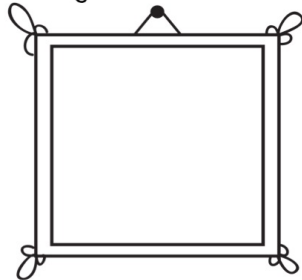
❖ **Comprehension and Analysis**: Answer the questions in complete sentences.

1. Compare and contrast Freak and Max. Name at least two similarities and two differences.

2. What does Max overhear Grim saying about him? How do you think this makes Max feel? Use textual evidence to support your answer.

3. In detail, explain how Max and Freak start hanging out. How does Fair Gwen react to this?

❖ **Beyond**: Below, write what you learn about King Arthur, Fair Gwen, and the knights of the Round Table. Draw an illustration to accompany your writing.






scowling

(verb)
glowering;
glaring

vacant

(adjective) empty; unoccupied



invincible

(adjective) indestructible



fuming

(adjective
or verb)
seeing;
furious

intruding

(verb)
invading
trespassing



beaming

(verb)
grinning very
cheerfully



flinch

(verb) wince;
shrink from



confrontation

(noun)
conflict or battle

PREVIEW

NOTHING BUT CLASS

Name _____

Freak the Mighty

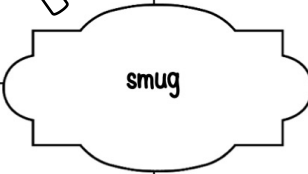
VOCABULARY REVIEW #1: CHAPTERS 1-15

scowling vacant invincible fuming intruding beaming flinch
confrontation divulged smug conceal distress strutting fierce
ruckus abide

1. Using a dictionary, or your notes, complete the table below.

Word	Definition	Illustration
vacant		
fuming		
flinch		
abide		

2. Complete the graphic organizer below for the word in the middle.

Synonyms		Antonyms
 smug		
Part of Speech		Illustration

3. Write a sentence containing the word fierce below. Then, illustrate your sentence.



NOTHING
but
CLASS