

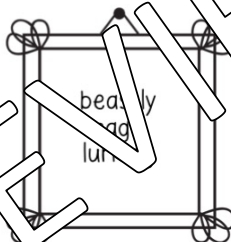
Chapter 1: The Three Farmers

Chapter 2: Mr. Fox

❖ **Quickwrite:** What do you know about foxes? Have you ever seen a real fox?

❖ **Vocabulary:** Fill in the blanks.

- I felt instant _____ when I heard the boy rudely insult my family.
- The hunter squinted his eyes to see better because he thought he saw a deer _____ in the dark shadows.
- The students were terrified of the principal due to his famous _____.



❖ **True or False:** Mark T for True and F for False.

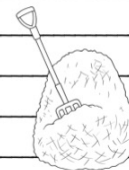
- The three farmers are very pleasant men. _____
- Boggis is the most clever farmer. _____
- Bean the farmer is very short. _____
- Mr. and Mrs. Fox have five small foxes. _____
- Mr. Fox steals food from the farmers. _____



❖ **Comprehension and Analysis:** Answer the questions in complete sentences.

- Why are the three farmers "wild with rage," as stated on page 8?

- What plan do the farmers come up with to get rid of Mr. Fox?



❖ **Beyond:** The author describes each of the farmers in great detail. Re-read the descriptions of each farmer. Then, draw and label a picture of each farmer below.

©2015 Nothing but Class

Features student work for every 2 chapters:

- Quickwrite-Writing prompt related to the text.
- Vocabulary-Focus on 3 challenge words.
- True/False, Sequencing, & Multiple Choice questions.
- Short Answer Questions.
- Beyond-Creative activities.

Name _____

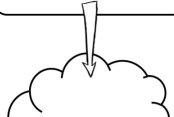
My BOOK Review

Would you recommend this book? Write about the book, and explain why you like or dislike it. Include a title, picture, and text.

Name _____

Obstacles

Think about characters in the story and the goals that they had. Then, think about obstacles that got in the way of their goals. Write the characters' names in the boxes, their obstacles in the clouds, and their goals in the suns.



Name _____

My Book Cover

Design your own book cover of *Fantastic Mr. Fox* below!

Name _____

WORD PREDICTIONS

Record new words that you encounter in the text. Use word parts, prior knowledge, and context clues to make predictions of what you think they mean. Use a dictionary to figure out the words' actual meanings.

New Words	Predictions	Actual Meanings
1		
2		
3		

Name _____

Character Interactions

In the left hand boxes, write about two characters' interactions from the story. (You may choose different pairs of characters for each box.) In the right hand boxes, write what this tells you about the characters.

Interactions	What this tells me

Name _____

Mr. Fox's Sly Plan

Mr. Fox comes up with an excellent plan to outsmart the farmers. Imagine that you are Mr. Fox. Write and sketch out your plan below!

First _____

Next _____

Last _____

Name _____

Growing Conflict

Think about how the problem in the story grows in the story. Write about how the problem grows from a seedling to a plant, as it gets bigger. How is the problem solved?

How is the problem solved?


Name _____

FIGURATIVE LANGUAGE


Idiom-an expression with a non-literal meaning.
Metaphor-a comparison between two things not using the words "like" or "as."
Simile-a comparison between two things using the words "like" or "as."

❖ Read each quote from *Fantastic Mr. Fox*. Circle the part of each sentence that is figurative. Name the type of figurative language. Then, justify your answer. Finally, illustrate the quote.

1. Bean was as thin as a pencil and the cleverest of them all.
 > Type of figurative language: _____
 > I know this because _____

> Illustration:








2. Bounce reeks of goose-livers, and as for Bean, the fumes of apples hang around him like poisonous gases.
 > Type of figurative language: _____
 > I know this because _____

> Illustration:


Name _____

Setting: The Five Senses

Choose an interesting setting from the story. Using the five senses, describe the feel, taste, smell, sound, and sight.

Name _____

Fantastic Personification

Read each of the sentences below. Determine what is being personified. CIRCLE what is being personified. Then, UNDERLINE its human-like attribute or action.

1. Mrs. Fox's eyes widened with delight, and her tail began to bounce, as if it was cheering excitedly for the upcoming feast.

_____ as he reached his arm out to _____

_____ Mr. Fox to come and get _____

_____ farmers toiled and continued _____

_____ ad. _____

_____ his reflection off of the cider _____

_____ with merriment and pride, as _____

_____ pornly clung to his disgusting _____

_____ mightily at its own weight and _____

_____ neighbors seemed to bounce humorlessly, as he _____

_____ evil plan. _____

_____ hens seemed to proudly present themselves to _____

_____ angrily behind him. _____

_____ back straight up and glistened cheerlessly with sweat. _____


Name _____

Foxes vs. FARMERS

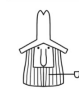
The Foxes and the Farmers opposing opinions. In the appropriate thought bubbles below, write about their opposing opinions. In the bottom box, write about your own opinion.

My Opinion

Foxes



Farmers



Common Core codes are listed on the bottom of each activity.

22 Reading Response Activities:

- Focuses include point of view, character analysis, plot, writing, and more!
- Open-ended questions and graphic organizers perfect for differentiation.
- Aligned with Common Core.

Word: beastly	Definition: terrible
Word: rage	Definition: extreme anger
Word: lurking	Definition: sneaking secretly
Word: murky	Definition: thick with mist or haze

Name _____

Vocabulary Words and Definitions: Fantastic Mr. Fox

Chapters	Page #	Word	Definition
1: The Three Farmers 2: Mr. Fox	3	beastly	terrible
	8	rage	extreme anger
	8	lurking	sneaking secretly
	12	murky	thick with mist or haze
3: The Shooting 4: The Terrible Shovels	14	tattered	ragged
	15	glum	gloomy; dejected
	22	deafening	to overwhelm with very loud noise
5: The Terrible Tractors 6: The Race	24	desperate	urgent
	26	keen	eager
	29	oath	promise
7: "We'll Never Let Him Go!" 8: The Foxes Begin to Starve	30	sickly	nauseating
	31	wafted	drifted
9: Mr. Fox Has a Plan 10: Boggs's Chicken House Number One	36	undefeated	refused to be won over or beaten
	37	courage	bravery
	39	wearily	with great fatigue; tiredly
	44	spluttered	talked rapidly and excitedly
11: A Surprise for Mrs. Fox 12: Badger	46	chaos	a confused, disorderly mess
	47	furiously	angrily
	52	gaped	to stare with open mouth in wonder
13: Bunce's Giant Storehouse 14: Badger Has Doubts	52	overwhelmed	overcame completely and feeling
	54	prowled	to go about stealthily
	62	vast	gigantic
15: Bean's Secret Cedar Cellar 16: The Woman	69	crouching	stooping; bending low
	71	shrieked	uttered a loud, sharp cry
	72	impudent	disrespectful
17: The Great			

Name _____

- Choose the best synonym for **beastly** below.
 - horrible
 - troubling
 - wonderful
 - gentle
- Choose the best antonym for **tattered** below.
 - ragged
 - new
 - obvious
 - willing
- Choose the word that best completes the following sentence.

I was _____ to get home and relax after a long day at school.

 - stuffed
 - exhausted
 - relieved
 - surprised
- Below, write about something that might appear **murky** at times.

- Write at least three reasons that someone might be **lurking**.

- Complete the following sentence with a reasonable answer.

I was filled with **rage** because _____

- Use at least two of your vocabulary words in one single sentence below. Use more if you can.

PREVIEW ONLY

keen
(adjective)
eager



oath
(noun)
promise



sickly
(adjective)
nauseating



wafted
(verb)
drifted



undefeated
(adjective)
refused to be won over or beaten



courage
(noun)
bravery



wearily
(adverb)
with great fatigue; tiredly



Name _____

FANTASTIC MR. FOX
CHAPTERS 1-10
Vocabulary Review #1

beastly

murky

deafening

oath

undefeated

rage

tattered

desperate

sickly

courage


lurking

glum

keen

wafted

wearily



- Using a dictionary, or your notes, complete the table below.

Word	Definition
desperate	
sickly	
courage	
oath	
- Complete the graphic organizer below for the word in the middle.

Synonyms _____

deafening

Antonyms _____

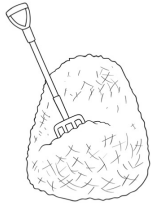
Vocabulary Focus:

- Complete Vocabulary List comes with and without definitions
- Vocabulary Reviews
- Vocabulary Word Wall Cards
- Vocabulary Flashcards

Assessment Packet

FANTASTIC MR. FOX

By Roald Dahl



Name _____

©2017 Nothing but Class

Chapter Packet

FANTASTIC MR. FOX

By Roald Dahl



Name _____

©2017 Nothing but Class

TABLE OF CONTENTS: Reading Response Activities

Topic	Common Core	Pages	Response	Use with (Optional)
Theme	RL 3.2/RL 4.2/RL 5.2/RL 6.2	34	Activity Packet Cover	
		37	Theme Thoughts	Use other thinking tool.
		38	Codes Strip	any
		39	A Writing Center	any
Plot	RL 3.3/RL 4.3/RL 5.3/RL 6.3	40-41	Mr. Fox's Big Plan	N/A
		42	Cause and Effect	any
		43	Character	any
Character Analysis	RL 3.3/RL 4.3/RL 5.3/RL 6.3	44	Character Analysis Wheel	
		45	Character Comparison	
		46	Character Interactions	
Setting Analysis	RL 3.3/RL 4.3/RL 5.3/RL 6.3	47	Setting Diagram	
		48	Setting: The Five Senses	
		49-74	Figurative Language	
Figurative Language	RL 3.3/RL 4.3/RL 5.3/RL 6.3	75-76	Figurative Language Types	
		77	Figurative Language (version 2)	
		78-79	Figurative Language (front & back)	
Point of View	RL 3.3/RL 4.3/RL 5.3/RL 6.3	80-81	Tricks vs. Partners	
Connecting text with illustrations or media	RI 3.7	82		
Reading Comprehension	RI 3.1-3.8	83		
Learning new vocabulary	L.1-4.1	84		
Spoken writing	W.1-4.1	85		

TABLE OF CONTENTS: Assessment Packet

Resource	Pages
Assessment Packet Cover	90
Final Comprehension Assessment	91-92
Final Comprehension Assessment Answer Key	93-94
Final Vocabulary Assessment	95-96
	97-98

Table of Contents- Chapter Work

Resource	Pages
About Chapter Work	9
Chapter Packet Cover	10
Chapter 1: The Three Farmers	11-12
Chapter 2: Mr. Fox	13-14
	15-16
	17-18
Chapter One	19-20
	21-22
	23-24
	25-26
	27-28

About the Chapter Work

The student work for each chapter contains 5 parts:

- Quickwrite**-Have the students free-write here BEFORE reading the chapters. This gets their minds warmed up and thinking in the direction that the chapters will take them. This also helps them to connect the concepts in the story to themselves.
- Vocabulary**-You may choose to do this before or after the reading. I prefer to do this very quickly to do this with the students beforehand, and then tell the students to keep an eye out for the new words we have learned as we read.
- T/F, Sequencing, or Multiple Choice**
- Comprehension and Analysis**-You will find that these questions are at all levels of Bloom's taxonomy, so are optimal for differentiation if needed. Use them all or choose just one for your students to complete.
- Beyond**-The Beyond activities are a mix of fun activities, including art, graphic organizers, and text-to-self connections. They require the students to use their imaginations, and some upper-level thinking. You might even choose to use these as an option for early finishers.

his!
class

©2017

FOLLOW ME for MORE resources like this!

FOLLOW ME for MORE resources like this!

Activity Packet

FANTASTIC MR. FOX

By Roald Dahl



Name _____

FANTASTIC MR. FOX: Unit Map

Please note that MANY word resources are included in this novel study. This is so that teachers can choose what they want to use, since not two classrooms are alike. This is also so that teachers may use different groups within their classrooms. For example, you can:

- Use different resources for different leveled small groups.
- Use some resources for the entire class while using other resources for small groups or specialized instruction.
- Pick and choose what to use with the whole class, and then use some remaining resources as an extension with your higher readers.
- Use some resources with the whole class and then use some resources for independent seatwork.
- Use some resources as your basis for whole class work while using other resources for independent seatwork.
- Use some resources as classwork, and other resources as homework.

This unit map is meant to show you in one quick snapshot the order that you will be using the resources included, but of course it does not mean you have to use every single thing with every student.

Chapter's Student Chapter Packet	Vocabulary Words	Vocabulary Themes	Activities	Skills/Strategies/Activities to Review with specific response	Other Skills/Strategies/Activities
1. The Three Farmers 2. The Fox	• healthy • bark • bark				
3. The Setting 4. The Three Farmers	• north • south • east • west				
5. The Farmhouse 6. The Farmhouse	• well • well • well	Character Analysis: Mr. Fox			
7. The Farmhouse 8. The Farmhouse	• well • well • well				
9. The Farmhouse 10. The Farmhouse	• well • well • well				
11. A Letter for Mr. Fox 12. Mr. Fox	• well • well • well				
13. Mr. Fox 14. Mr. Fox	• well • well • well				
15. Mr. Fox 16. Mr. Fox	• well • well • well				
17. The Grand Fox 18. Mr. Fox	• well • well • well				

Vocabulary Packet

FANTASTIC MR. FOX

By Roald Dahl



Name _____

Easy Planning & Low Prep:

- Tables of Contents
- Teacher instructions
- Student Cover Pages
- Unit Map lays it all out for you
- All answer keys

Name _____

Culminating Project Choices

Now that you have completed the book, choose one of the final projects to do below!

- 1. SEQUEL:** Write a sequel to *Fantastic Mr. Fox*. What happens to the animals and the farmers?
- 2. WHO'S THE AUTHOR?:** Use the Internet to do research about the author, Roald Dahl. Write a biography about him. Make sure to include a Works Cited page.
- 3. DEAR DIARY:** Choose a character in the book. Write about the events in the book from their point of view, in the form of several diary entries.
- 4. ALL ABOUT FOXES:** Use the Internet and books to do research about foxes. Write an informational report about them. Make sure to include a Works Cited page.
- 5. PLAYWRIGHT:** Choose your favorite scene(s) from *Fantastic Mr. Fox*. Write it in the form of a play. Either record it to show to the class, or perform it in front of the class!
- 6. BOARD GAME:** Create a board game which is themed around *Fantastic Mr. Fox*. Be creative!
- 7. NEWS INTERVIEW:** Imagine you are a news interviewer that is interviewing one of the characters from *Fantastic Mr. Fox*. Write a script for it. With a partner, either record it to show to the class, or perform it in front of the class!
- 8. FOX HOLE:** All of the animals are going to build a town to live together there with him forever. Design a brochure that might want to live there.
- 9. MOVIE POSTER:** Design a movie poster advertising *Fantastic Mr. Fox*.
- 10. CHARACTER ART:** Create sculptures, puppets, or models using any material you choose. You could use a combination of poster board, old toys, sticks, or anything you can think of.

My Choice: _____

My Grade: _____

Comments: _____

FANTASTIC MR. FOX By Roald Dahl Reference Bookmark

- Mr. Fox-the hero of the story.
- Mrs. Fox-Mr. Fox's loving wife.
- Four Small Foxes-Mr. and Mrs. Fox's children.
- Badger-Mr. Fox's faithful friend.
- Boggis-a greedy chicken farmer.
- Bunce-a filthy duck and goose farmer.
- Bean-a clever turkey and apple farmer.

FANTASTIC MR. FOX By Roald Dahl Reference Bookmark

- Mr. Fox-the hero of the story.
- Mrs. Fox-Mr. Fox's loving wife.
- Four Small Foxes-Mr. and Mrs. Fox's children.
- Badger-Mr. Fox's faithful friend.
- Boggis-a greedy chicken farmer.
- Bunce-a filthy duck and goose farmer.
- Bean-a clever turkey and apple farmer.

FANTASTIC MR. FOX By Roald Dahl Reference Bookmark

- Mr. Fox-the hero of the story.
- Mrs. Fox-Mr. Fox's loving wife.
- Four Small Foxes-Mr. and Mrs. Fox's children.
- Badger-Mr. Fox's faithful friend.
- Boggis-a greedy chicken farmer.
- Bunce-a filthy duck and goose farmer.
- Bean-a clever turkey and apple farmer.

FANTASTIC MR. FOX By Roald Dahl Reference Bookmark

- Mr. Fox-the hero of the story.
- Mrs. Fox-Mr. Fox's loving wife.
- Four Small Foxes-Mr. and Mrs. Fox's children.
- Badger-Mr. Fox's faithful friend.
- Boggis-a greedy chicken farmer.
- Bunce-a filthy duck and goose farmer.
- Bean-a clever turkey and apple farmer.



©2015 Nothing but Class

"I should like you to know that if it wasn't for your father we should all be dead by now. Your father is a fantastic fox."

-Mrs. Fox

©2015 Nothing but Class

"Yet they kept at it with great courage, and little by little the tunnel began to grow."

-Roald Dahl

©2015 Nothing but Class

"Yes! I've done it again! I've hit it smack on the nose! Right in the bull's-eye! Come and look!"

-Mr. Fox

©2015 Nothing but Class

"Wrong with being respectable."

-Badger

©2015 Nothing but Class

Additional Resources:

- Two sided student reference bookmarks
- Culminating Project Choices for the end of the book

8. The tiger _____ sneakily in the shadows as it stalked its prey.
- prowled
 - lurking
 - undefeated
 - wafted
9. After skipping both lunch and dinner, the children were _____ and their tummies growled loudly.
- spluttered
 - desperate
 - overwhelmed
 - ravenous
10. I caught sight of the dessert being served and excitedly realized it was a _____ strawberry cheesecake.
- courage
 - tattered
 - glum
 - succulent

❖ **Part 3: Sentences**

Choose three vocabulary words in the box below. Write one sentence for each of the chosen words.

beastly	glum	deafening	wearily
chaos	furiously	crouching	shrieked

11. _____
12. _____
13. _____

❖ **Part 2: Comprehension & Analysis Short Answer**
Answer the following questions in complete sentences.

6. Choose one of the characters in the story. Describe him or her with at least two adjectives. Support your choices with evidence from the story.

7. What is one problem that happens in the story? Is the problem solved? If so, how? If not, why not?

8. How does the story end? Do you like or dislike the ending? Explain.

FANTASTIC MR. FOX
Final Vocabulary Assessment

Name _____ Date _____

❖ **Part 1: Matching**

Draw lines that match the words on the left with their proper definitions on the right.

- | | | |
|------------|----|------------------------------------|
| 1. sickly | A. | nauseating |
| 2. rage | B. | to stare with open mouth in wonder |
| 3. gape | C. | to go about stealthily |
| 4. glum | D. | extreme anger |
| 5. prowled | E. | |

❖ **Part 2: Multiple Choice**

Choose the words that belong in the sentences below. Circle the word; then write it in the blank.

6. The best friends made an _____ that they would never betray one another.
- murky
 - overwhelmed
 - oath

FANTASTIC MR. FOX
Final Comprehension Assessment

Name _____ Date _____

❖ **Part 1: Comprehension Multiple Choice**
Choose the best answer for each question below.

- Choose the words that best describe Mr. Fox.
 - Cowardly and afraid.
 - Lonely and difficult.
 - Pessimistic and gloomy.
 - Determined and sly.
- Why do the farmers hate Mr. Fox?
 - He digs holes on their farms.
 - He steals their animals.
 - He takes all of their fruit.
 - He badmouths them.
- How do the farmers manage to injure Mr. Fox?
 - They shoot one of his paws.
 - They shoot off his tail.
 - They crush his back leg.
 - They blind him.
- How do other people react to the farmers digging to try to get Mr. Fox?
 - They cheer them on.



Final ASSESSMENTS included:

- Final Comprehension Test
- Final Vocabulary Test
- Multiple Choice, Fill in the blank, matching, short and long answer

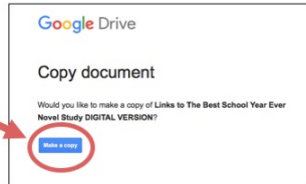
Instructions

for Google™ Drive File

1. You will need Internet access and a Google™ account (which is free).
2. Click on the link below. You will be prompted to make a copy of a Google™ document called "Links to Fantastic Mr. Fox Novel Study Digital Version." Click on the blue button that says "Make a Copy." That copy will be saved to your Google™ Drive. (All of the screenshots below are examples only. The text may differ, but it will look otherwise the same.)

[Fantastic Mr. Fox Novel Study Google™ Drive Version](#)

Click here first!



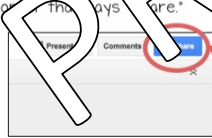
3. Inside of that document, you will see four links. Click on each of the links. Immediately after clicking each link, you will be prompted again to make a copy of that document. Every time you click a link for a new document, click the blue button that says "Make a copy" in order to transfer that document to your own Google™ Drive account. (Therefore, you will need to repeat this process four times, once per link.)



Click each of the links and make copies.

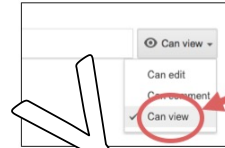
Note: If you have Google™ Drive accounts with multiple email addresses, make sure you note which email address is selected in the top right corner of the screen, so you can easily find the files in the future.

3. Go through each of your copied documents. Make any changes you want. For example, you can rearrange some of the student pages, or eliminate pages that you don't want to use.
4. Once you're ready, share the documents with your students as needed. Students will need their own Google™ accounts. To share, open the document you want to share in your Google™ Drive. Then, click on the blue button in the upper right corner that says "Share."

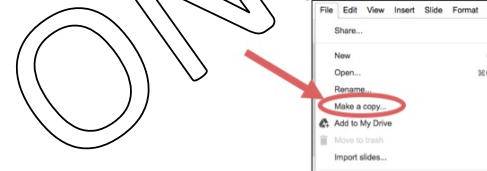


Note: Sharing with students could also be done through Google™ Classroom.

5. Next, you will be prompted to enter the students' e-mail addresses. Be sure to mark your shared document as "Can View," which is a drop down menu on the right-hand side of where you type the e-mail addresses. "Can Edit" will likely be the default selection, so you will need to change it.




6. Students will need to make their own copies since they can't edit your documents. Their own copies will then get saved into their own Google™ Drives. In order to make their own copies, students will need to click the links in their e-mails, which will open whatever document you shared with them in Google™ Drive. Students will then need to click "File," then "Make a copy," in the upper left corner.



ONLY

A box will pop up like the one below. Students can change the name of their copied documents to something of your choosing, so that it is not confusing when they share their document back with you. After they hit OK, the document will be saved into their own Google™ Drives.



Students will rename their copied documents here.

7. Students will be able to make changes to the document. Changes that students make will be saved to their own Google™ Drive.
8. Students may share their own copies with other students.
9. Don't forget that you do have a paper version of the Google™ Slides. You can print out the Google™ Slides as best as hard copies.

Your purchase includes both the PAPER version and the GOOGLE™ version of this novel study.

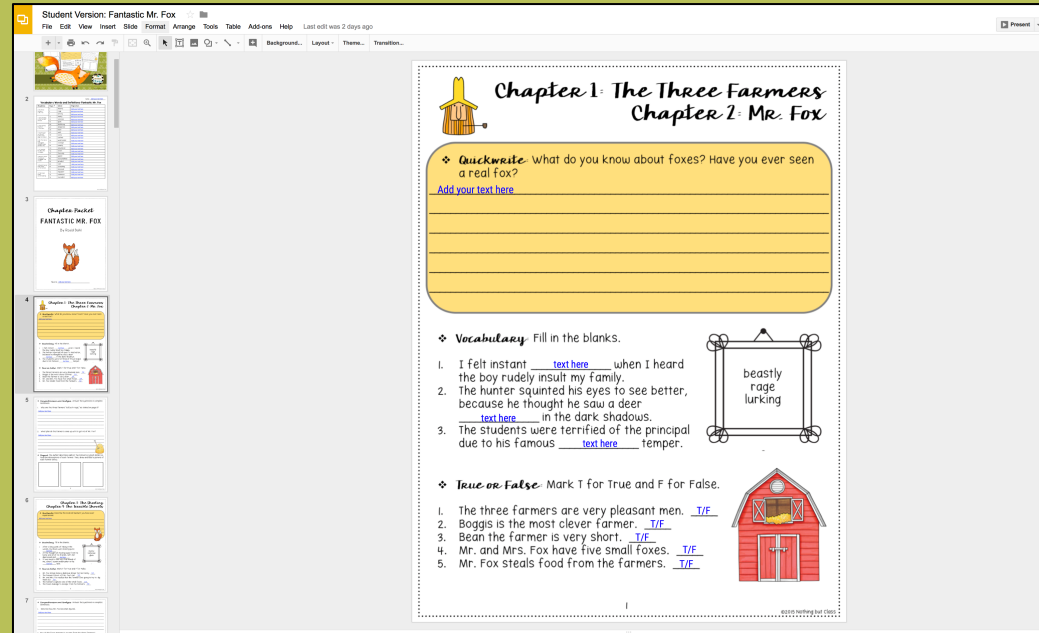
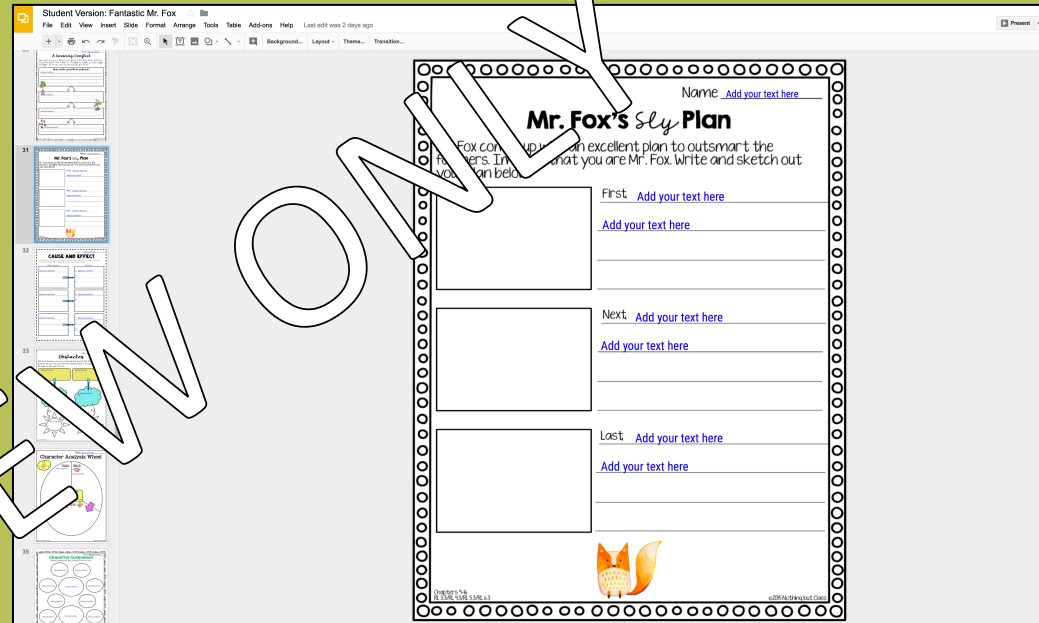
BONUS Paperless Version included!

- Compatible with Google™ Drive
- Upon purchasing, you will receive instructions for how to get started right away!

Why do it digital?

- ✓ No paper or pencil
- ✓ No wasting ink
- ✓ Students work directly in the file
- ✓ Incorporate technology
- ✓ Improve student writing
- ✓ High student engagement
- ✓ Renewed student interest
- ✓ Access anywhere
- ✓ College readiness
- ✓ Also printable
- ✓ Full color

PREVIEW ONLY



MORE about the GOOGLE™ version...

- Novel study pages are available in "Google™ Slides" with text boxes, for students to type into.
- Please note that the novel study itself is not editable. This version simply offers students the opportunity to access the unit via Google Drive™, so they may type and draw directly onto the pages on their computers or tablets.
- Though the pages themselves are not editable, you may delete or reorganize the pages as needed.
- See sample screenshots on the right for a clear idea of what this looks like.