

Chapters 1-3

- ❖ **Quickwrite:** Do you have a pet? Write about it below. If you don't have a pet, what pet do you wish to have? Explain.



- ❖ **Vocabulary:** Fill in the blanks.

1. The doctor told me I was very _____ to come out of the car accident with no injuries at all.
2. My parents made an _____ to the rule since it was my birthday.
3. Because I was crying, my teacher walked over to me with a _____ look on her face.

- ❖ **True or False:** Mark T for True and F for False.

1. Opal finds Winn-Dixie in a movie theater. _____
2. Winn-Dixie is the tiniest dog Opal has ever seen. _____
3. Opal's mother left when she was very young. _____
4. Opal's dad agrees to keep Winn-Dixie. _____
5. Opal gives Winn-Dixie a bath and brushes his coat. _____

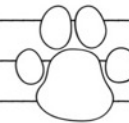
- ❖ **Character Analysis:** What do you know about Opal so far?

- ❖ **Comprehension and Analysis:** Answer the questions in complete sentences.

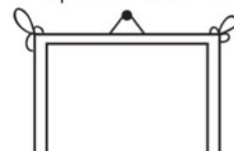
1. Why do you think Opal pretends that Winn-Dixie is her dog when she sees him?

2. Explain why Opal calls her father "the preacher." What does this show about their relationship?

3. What question does Opal ask the preacher at the end of Chapter 3? Why do you think she asks this question?



- ❖ **Beyond:** Below, draw a picture of Winn-Dixie. Then, write about what Opal and Winn-Dixie have in common.



Features student work for every 3-4 chapters:

- Quickwrite-Writing prompt related to the text.
- Vocabulary-Focus on 3 challenge words.
- True/False, Sequencing, & Multiple Choice questions.
- Standards Focus Question.
- Short Answer Questions.
- Beyond-Creative activities.

Word:
concerned

Definition:
worried and
anxious

Word:
exception

concerned
(adjective)
worried and
anxious



exception
(noun)
special case
or isolated
example



Word:
fortunate

fortunate
(adjective)
favored
or blessed



congregation
(noun) a group
of people
assembled for
religious
worship



Word:
congregation

holler
(verb)
yelling

peculiar
(adjective)
strange

Vocabulary Packet BECAUSE OF WINN-DIXIE

By *Janice DiLamitto*



Name _____

Vocabulary Words and Definitions

Chapter	Page #	Word	Definition
1-3	9	concerned	worried and anxious
	15	exception	special case or isolated example
	16	fortunate	favored or blessed
4-6	33	congregation	a group of people assembled for religious worship
	36	hollering	yelling
	41	hind	at the back
7-9	47	peculiar	strange
	53	irritating	annoying
	55	trustworthy	able to be relied on as honest

4. Choose the best synonym for hollering below.

- whispering
- screaming
- moping
- freezing

5. Choose the best antonym for concerned below.

- relaxed
- worried
- hesitant
- happy

6. Choose the word that best completes the following sentence.

The dog was digging such a deep hole that we could only see her _____ legs.

- exception
- trustworthy
- hind
- irritating

7. Below, write about a time that your parents or teacher made an exception to a rule.



PREVIEW ONLY

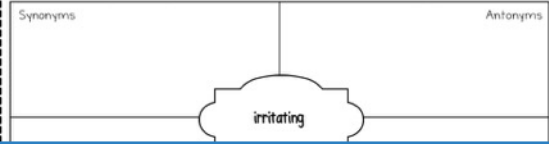
Because of Winn-Dixie CHAPTERS 1-12 Vocabulary Review #1

concerned exception fortunate congregation hollering hind peculiar
irritating trustworthy whimpering barreling intend

1. Using a dictionary, or your notes, complete the table below.

Word	Definition
fortunate	
peculiar	
barreling	
whimpering	

2. Complete the graphic organizer below for the word in the middle.



Vocabulary Focus:

- Complete Vocabulary List comes with and without definitions
- Vocabulary Reviews
- Vocabulary Word Wall Cards
- Vocabulary Flashcards

Assessment Packet BECAUSE OF WINN-DIXIE

Vocabulary Packet BECAUSE OF WINN-DIXIE

Student Chapter Packet BECAUSE OF WINN-DIXIE

By Kate DiCamillo



Name _____

Name _____

Activity Packet BECAUSE OF WINN-DIXIE

By Kate DiCamillo



TABLE OF CONTENTS: Reading Response Activities

Topic	Common Core	Pages	Response	Use with Chapters?
Activity Packet Cover		15	Activity Packet Cover	
Ask and Answer Questions	RL.3.LF.4, RL.3.LF.5, R.3.1.4	16-17	Questions and Answers version 1 (writing sheet & sharing sheet)	any
		18-19	Questions and Answers version 2	Use after reading the novel.
Draw	RL.3.LF.4, RL.3.LF.5, R.3.1.4	40-41	STORIES & LESSONS	Use after reading the novel.
Plot	RL.3.LF.1, RL.3.LF.2, R.3.1.4	42	Make Events	any

TABLE OF CONTENTS: Assessments

Resource	Pages
Assessment Packet Cover	91
Assessment #1: Chapters 1-10	92-94
Assessment #1 Answer Key	95-97
Assessment #2: Chapters 11-14 & Epilogue	98-100
Assessment #2 Answer Key	101-103

TABLE OF CONTENTS: Vocabulary Packet

Resource	Pages
Vocabulary Packet Cover	36
Vocabulary Review #1: Chapters 1-10	37-38
Vocabulary Review #2: Chapters 11-14 & Epilogue	39-40
Vocabulary word wall cards	41-42

Table of Contents

Resource	Pages
Unit Map	3
Student Reference Bookmarks	4-5
Vocabulary words with Definitions	6
Vocabulary words without Definitions	7
Table of contents Student Chapter Packet	8
About the Student Chapter Packet	9
Student Chapter Packet Cover Page	10
Student Chapter Packet and Answer Keys	10-34
Table of Contents: Vocabulary Packet	35
Vocabulary Packet Cover Page	36
Vocabulary Packet and Answer Keys	37-44
Vocabulary word wall cards	45-47
Vocabulary Flashcards	48-53
Table of Contents: Reading Response Activities	54
Activity Packet Cover Page	55
Activity Packet and Answer Keys	56-81
Table of Contents: Assessments	90
Assessments and Answer Keys	91-103
Terms of Use	104
Artist Credit	105



FOLLOW ME for MORE resources like this!

DON'T FORGET TO LEAVE A RATING FOR TPT CREDITS!

www.teacherpayteachers.com/Store/Nothing-but-Class

TABLE OF CONTENTS: Student Chapter Packet

Resource	Pages
About the Student Chapter Packet	9
Student Chapter Packet cover	10
Chapters 1-3	11-12
Chapters 4-6	13-16
Chapters 7-9	15-16
Chapters 10-12	17-18
Chapters 13-15	19-20
Chapters 16-18	21-22
Chapters 19-22	23-24
Chapters 23-26	25-26
Student Chapter Packet Answer Key	27-34

STUDENT CHAPTER PACKET ANSWER KEY

Chapter 1-3
(page 11-12)
Opal's neighbors will vote for her to be the town's first dog catcher. For Opal, this is a fortune that she never dreamed of. She is only 10 years old, but she is already a dog lover. She has a dog named Opal who is a kind and compassionate kid. I know this because she takes in Winn-Dixie with compassion. I also know that she is new to Naomoo, Florida, and that she lives with her dad because her mom is gone.

Character Analysis:
Opal is a kind and compassionate kid. I know this because she takes in Winn-Dixie with compassion. I also know that she is new to Naomoo, Florida, and that she lives with her dad because her mom is gone.

Comprehension and Analysis:

- Opal has compassion for Winn-Dixie and doesn't want him to get into trouble or get taken to the pound, so she instinctively protects him.
- Opal calls her dad "the preacher" because he spends so much time preaching, praying, and working at the church and not as much time just simply being her daddy. So she calls him the preacher because he seems more like just a preacher than her dad. I think this shows that there is some distance in their relationship, and that maybe Opal is missing some closeness that she longs for.
- Opal asks the preacher to tell her ten things about her mom because she has been wondering about her mama and she was younger.

Beyond: Possible answers: They're both lonely, they both love their dog, they both love their preacher but she doesn't have a mama and neither does the dog.

BECAUSE OF WINN-DIXIE: Unit Map

Please note that MANY varied resources are included in this novel study. This is so that teachers may pick and choose what they want to use, since no two classrooms are alike. This is also so that teachers may differentiate for different groups within their classrooms. For example, you can:

- Use different resources for different leveled small groups.
- Use some resources for the entire class while using other resources for pull-out groups for specialized instruction.
- Pick and choose what to use with the whole class, and then use some of the remaining resources as an extension with your higher readers.
- Use some resources with the whole class and then create an early finishers pack with the rest of the resources.
- Use some resources as your basis for whole class direct instruction, while using other resources for independent seatwork.
- Use some resources as classwork, and other resources as homework.

This unit map is meant to show you in one quick and easy snapshot, the order that you will work on resources included, but of course it does not mean you must use every single thing with every single student.

Student Chapter Packet	Vocabulary Packet	Assessments	Reading Response Activities	Other Resources
Chapters 1-3	1. comprehension 2. vocabulary 3. drawing	Assessment 1: Chapters 1-10	Ask and Answer Questions (writing sheet & sharing sheet)	Unit Map
Chapters 4-6	1. comprehension 2. vocabulary 3. drawing	Assessment 1: Chapters 1-10	Ask and Answer Questions (writing sheet & sharing sheet)	Unit Map
Chapters 7-9	1. comprehension 2. vocabulary 3. drawing	Assessment 1: Chapters 1-10	Ask and Answer Questions (writing sheet & sharing sheet)	Unit Map
Chapters 10-12	1. comprehension 2. vocabulary 3. drawing	Assessment 1: Chapters 1-10	Ask and Answer Questions (writing sheet & sharing sheet)	Unit Map
Chapters 13-15	1. comprehension 2. vocabulary 3. drawing	Assessment 1: Chapters 1-10	Ask and Answer Questions (writing sheet & sharing sheet)	Unit Map
Chapters 16-18	1. comprehension 2. vocabulary 3. drawing	Assessment 1: Chapters 1-10	Ask and Answer Questions (writing sheet & sharing sheet)	Unit Map
Chapters 19-22	1. comprehension 2. vocabulary 3. drawing	Assessment 1: Chapters 1-10	Ask and Answer Questions (writing sheet & sharing sheet)	Unit Map
Chapters 23-26	1. comprehension 2. vocabulary 3. drawing	Assessment 1: Chapters 1-10	Ask and Answer Questions (writing sheet & sharing sheet)	Unit Map

Easy Planning & Low Prep

- Tables of Contents
- Teacher instructions
- Student Cover Pages
- Unit Map lays it all out for you
- All answer keys

PREVIEW ONLY

his!
REDITS!
-Class

PACKET
ins both
des the

ee-write here
s warmed up
take them.
a story to
words that
synonyms,
included.
ts of these
ed. These
sea, character
questions are
tions are at
ferentiation if
students to

6. Beyond The Beyond activities are a mix of fun activities, including art, graphic organizers, and text-to-self connections. They require the students to use their imaginations, and some upper-level thinking. You might even choose to use these as an option for early finishers.

Culminating Project Choices: Grading Sheet

Project Choice #1 Project Name: _____ Grade: _____ Comments: _____ _____ _____ _____	Project Choice #2 Project Name: _____ Grade: _____ Comments: _____ _____ _____ _____	Project Choice #3 Project Name: _____ Grade: _____ Comments: _____ _____ _____ _____
Project Choice #4 Project Name: _____ Grade: _____ Comments: _____ _____ _____ _____	Project Choice #5 Project Name: _____ Grade: _____ Comments: _____ _____ _____ _____	Project Choice #6 Project Name: _____ Grade: _____ Comments: _____ _____ _____ _____
Project Choice #7 Project Name: _____ Grade: _____ Comments: _____ _____ _____ _____	Project Choice #8 Project Name: _____ Grade: _____ Comments: _____ _____ _____ _____	Project Choice #9 Project Name: _____ Grade: _____ Comments: _____ _____ _____ _____

"I wanted to know those ten things inside and out. That way, if my mama ever came back, I could recognize her, and I would be able to grab her and hold on to her tight and not let her get away from me again."



-Opal, page 30

"I could feel her listening with all her heart, and it felt good."

-Opal, page 68



"All of a sudden, it was hard for me to talk. I loved the preacher so much. I loved him because he loved Winn-Dixie. I loved him because he was going to forgive Winn-Dixie for being afraid. But most of all, I loved him for putting his arm around Winn-Dixie like that, like he was already trying to keep him safe."



-Opal, page 78

"You got to remember, you can't always judge people by what they're doing now."

-Opal, page 96

Culminating Project Choices

In the boxes below, you will find nine project choices to complete after you finish the book. Each of the projects is worth a certain number of stars. You must choose one or more projects that add up to at least 10 stars. Color in the stars of the project(s) you choose.

Author Research ☆☆☆ Use the Internet to do research about the author, Kate DiCamillo. Write a biography about her. Be sure to include a Works Cited page.	Playwright ☆☆☆ Choose your favorite scene(s) from the story. Write it in the form of a play. Either record it to keep in your classroom or perform it in front of your classmates. You will need to get so many classmates to play your supporting roles.	Sequel ☆☆☆ What do you think might happen next? Write a story that continues after the end of the story. Write a sequel to the story. Illustrate it with your own drawings.
Game On! ☆☆☆ Create a board game that is based on the book. Use dice, board pieces, instructions, questions, and any other materials you need to play the game. You will need to present your game to the class.	Alternate Ending ☆☆☆ Write an alternate ending to the story. Include an illustration with your alternate ending.	Newspaper ☆☆☆ Write a complete newspaper about the events that happen in the book. Include some articles, a comic strip, an advertisement, an obituary, or any other newspaper parts you can think of!
3D Characters ☆☆☆ Create 3D depictions of the characters. You might use clay, play-doh, posterboard, yarn, wood, or any other material you choose. Include index cards with descriptions about each character.	Paper Bag Book ☆☆☆ Fill a bag with 7-9 items that represent important parts of the book. Present the items to the class and explain why each item is important. Design the outside of the bag to include the book's title, author, and a picture.	Puppet Show ☆☆☆ Create puppets that depict the characters in the book. Use the puppets to act out a scene from the book in front of the class. The puppets may be made out of any material you choose. Be sure to turn in a picture.

BECAUSE OF WINN-DIXIE BY KATE DICAMILLO <i>Reference Bookmark</i>	BECAUSE OF WINN-DIXIE BY KATE DICAMILLO <i>Reference Bookmark</i>	BECAUSE OF WINN-DIXIE BY KATE DICAMILLO <i>Reference Bookmark</i>	BECAUSE OF WINN-DIXIE BY KATE DICAMILLO <i>Reference Bookmark</i>
PLOT A dog comes into a young girl's life and changes everything in the best way possible.	PLOT A dog comes into a young girl's life and changes everything in the best way possible.	PLOT A dog comes into a young girl's life and changes everything in the best way possible.	PLOT A dog comes into a young girl's life and changes everything in the best way possible.
SETTING The story takes place in a town in Florida called Naam.	SETTING The story takes place in a town in Florida called Naam.	SETTING The story takes place in a town in Florida called Naam.	SETTING The story takes place in a town in Florida called Naam.
CHARACTERS <ul style="list-style-type: none"> India Opal—a ten-year old girl who is lonely and misses her mama. Winn-Dixie—a big, loveable dog. The preacher—Opal's daddy. Gloria Dump—India's best friend. Miss Franny Block—a kind librarian. Amanda—a pinch-faced girl. The Dewberry boys—neighborhood boys who like to tease Opal. Otis—a man who works at the pet shop. 	CHARACTERS <ul style="list-style-type: none"> India Opal—a ten-year old girl who is lonely and misses her mama. Winn-Dixie—a big, loveable dog. The preacher—Opal's daddy. Gloria Dump—India's best friend. Miss Franny Block—a kind librarian. Amanda—a pinch-faced girl. The Dewberry boys—neighborhood boys who like to tease Opal. Otis—a man who works at the pet shop. 	CHARACTERS <ul style="list-style-type: none"> India Opal—a ten-year old girl who is lonely and misses her mama. Winn-Dixie—a big, loveable dog. The preacher—Opal's daddy. Gloria Dump—India's best friend. Miss Franny Block—a kind librarian. Amanda—a pinch-faced girl. The Dewberry boys—neighborhood boys who like to tease Opal. Otis—a man who works at the pet shop. 	CHARACTERS <ul style="list-style-type: none"> India Opal—a ten-year old girl who is lonely and misses her mama. Winn-Dixie—a big, loveable dog. The preacher—Opal's daddy. Gloria Dump—India's best friend. Miss Franny Block—a kind librarian. Amanda—a pinch-faced girl. The Dewberry boys—neighborhood boys who like to tease Opal. Otis—a man who works at the pet shop.

Additional Resources:

- Two sided student reference bookmarks
- Culminating Project Choices for the end of the book

❖ Part 5: Comprehension & Analysis Short Answer

Answer the following questions in complete sentences.

17. Describe Opal using at least three adjectives. Explain your choices. Then, explain how you are similar to and different from this character.

18. What are some things that Opal longs for in these chapters? Write about at least two.

19. What part of this story so far made you feel a strong emotion (emotion can be happiness, sadness, anger, empathy, etc.) Explain the emotion it was, and why you felt that way.

20. Describe some of the changes that have happened in Opal's life since she got Winn-Dixie.

❖ Part 4: Comprehension Multiple Choice

Choose the best answer for each question below.

11. Which of the following is not one of the reasons that Opal often feels lonely?
- She is new to Naor.
 - Her dad is often preoccupied.
 - Her mom left when she was young.
 - She is not a lonely child.

12. Choose the best word to describe Gloria Dump.
- kind
 - peculiar
 - determined
 - tempered

13. Where does Opal first meet Winn-Dixie?
- The laundromat
 - The library
 - The grocery store
 - The library



Which answer that best describes Opal's attitude towards her mama does she long for her mama and misses her. She is furious with her mama for leaving. She tries her best never to think of her mama. She believes that her mama is the best mama ever.

Which of the following does not happen in these chapters? Opal plays with the Dewberry boys every day. Opal gets invited to Sweetie Pie's birthday party. The preacher allows Opal to keep Winn-Dixie. Opal discovers that Winn-Dixie is afraid of thunderstorms.

Which of the following is not true about Opal? She is ten years old. She enjoys going to the library. She believes that Gloria Dump is a witch. She starts working for Otis.

BECAUSE OF WINN-DIXIE

Assessment #1: Chapters 1-12

❖ Part 1: Vocabulary Matching

Match the words with their definitions by writing the correct letters on the lines.

- | | |
|------------------------|--|
| 1. peculiar | A. making a low feeble sound expressive of fear |
| 2. whimpering | B. to ask for something, on purpose |
| 3. barreling | C. strange |
| 4. interdenominational | D. a group of people assembled for religious worship |
| 5. congregation | E. special case or isolated example |
| 6. exception | F. moving fast |


❖ Part 2: Vocabulary Fill-in-the-Blank

Choose the word that best completes each sentence below.

7. I found it _____ when my little sister decided to follow me around and copy everything I was doing.
- concerned
 - fortunate
 - irritating
 - trustworthy
8. I reassured my friend that I was _____ so she could confide in me.
- trustworthy
 - hind
 - whimpering
 - barreling

❖ Part 3: Vocabulary Sentences

Write two sentences below, each containing one of the following words.



ASSESSMENTS included, each containing:

- Vocabulary, Comprehension, Analysis
- Multiple Choice, Fill in the blank, matching, short and long answer

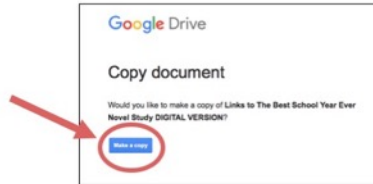
Instructions

for Google™ Drive File

1. You will need Internet access and a Google™ account (which is free).
2. Click on the link below. You will be prompted to make a copy of a Google™ document called "Links to Because of Winn-Dixie Novel Study Digital Version." Click on the blue button that says "Make a Copy." That copy will be saved to your Google™ Drive. (All of the screenshots below are examples only. The text may differ, but it will look otherwise the same.)

[Because of Winn-Dixie Novel Study Google™ Drive Version](#)

Click here first!




3. Inside of that document, you will see five links. Click on each of the links. Immediately after clicking each link, you will be prompted again to make a copy of that document. Every time you click a link for a new document, click the blue button that says "Make a copy" in order to transfer that document to your own Google™ Drive account. (Therefore, you will need to repeat this process five times, once per link.)



Click each of the links and make copies.

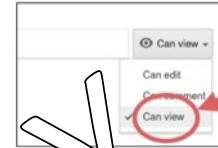
Note: If you have Google™ Drive accounts with multiple email addresses, make sure you make sure the email address is selected in the top right corner of the screen, so you can easily find the files in the future.

3. Go through each of your copied documents. Make any changes you want. For example, you can rearrange some of the student pages, or eliminate pages that you don't want to use.
4. Once you're ready, share the documents with your students as needed. Students will need their own Google™ accounts. To share, open the document you want to share. Then, click on the blue button in the upper right corner that says "Share."

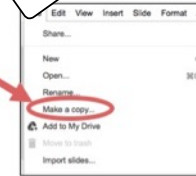


Note: Sharing with students could also be done through Google™ Classroom.

5. Next, you will be prompted to enter the students' e-mail addresses. Be sure to mark your shared document as "Can View," which is a drop down menu on the right-hand side of where you type the e-mail addresses. "Can Edit" will likely be the default selection, so you will need to change it.



6. Students will need to make their own copies since they can't edit your documents. Their own copies will then get saved into their own Google™ Drives. In order to make their own copies, students will need to click the links in their e-mails, which will open whatever document you shared with them in Google™ Drive. Students will need to click on "File," and then "Make a copy," in the upper left corner.



ONLY

A box will pop up like the one below. Students can change the name of their copied documents to something of your choosing, so that it is not confusing when they share their document back with you. After they hit OK, the document will be saved into their own Google™ Drives.



Students will rename their copied documents here.

7. Students will be able to access the documents and make any changes that students make.
8. Students may share their work with other students.
9. Don't forget that you do not have to print out the Google™ Slides. They will work best as hard copies.

This product includes both the PAPER version and the GOOGLE™ version of this novel study.

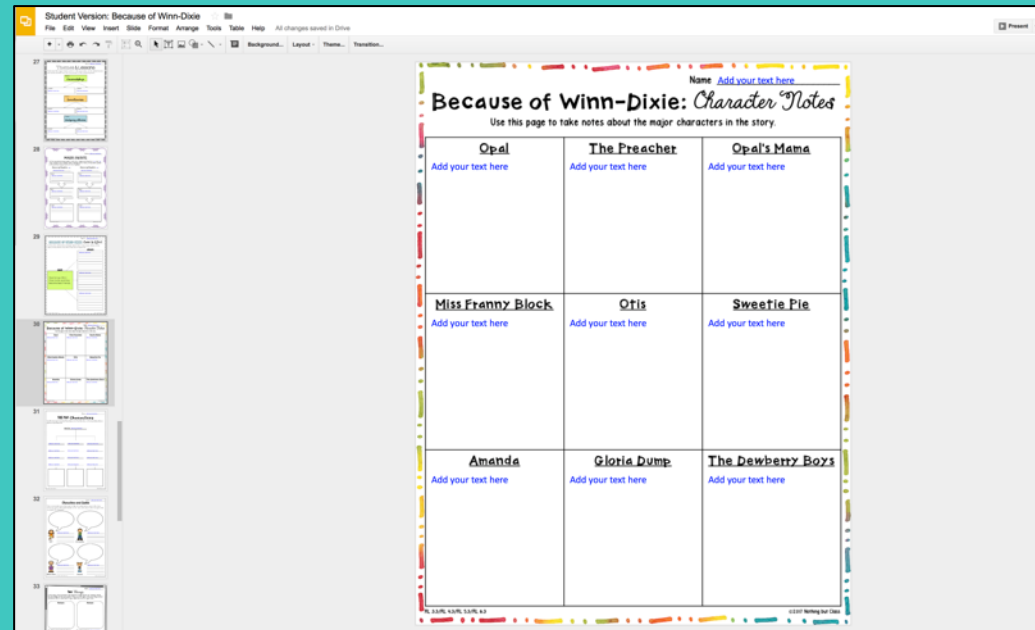
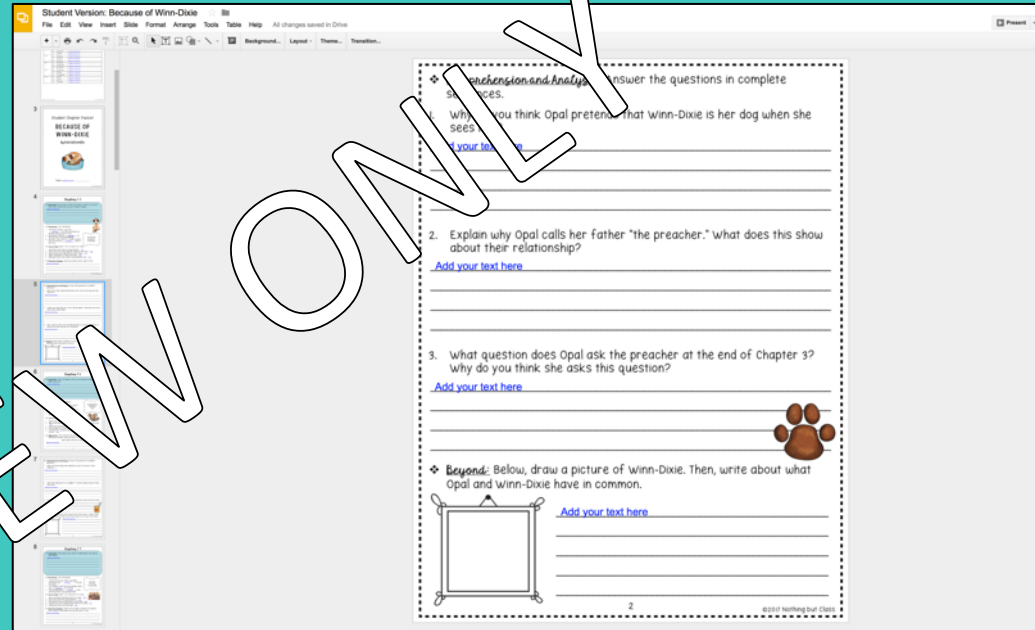
BONUS Paperless Version included!

- Compatible with Google™ Drive
- Upon purchasing, you will receive instructions for how to get started right away!

Why do it digital?

- ✓ No paper or pencil
- ✓ No wasting ink
- ✓ Students work directly in the file
- ✓ Incorporate technology
- ✓ Improve student writing
- ✓ High student engagement
- ✓ Renewed student interest
- ✓ Access anywhere
- ✓ College readiness
- ✓ Also printable
- ✓ Full color

PREVIEW ONLY



MORE about the GOOGLE™ version...

- Novel study pages are available in "Google™ Slides" with text boxes, for students to type into.
- Please note that the novel study itself is not editable. This version simply offers students the opportunity to access the unit via Google Drive™, so they may type and draw directly onto the pages on their computers or tablets.
- Though the pages themselves are not editable, you may delete or reorganize the pages as needed.
- See sample screenshots on the right for a clear idea of what this looks like.