

Chapters 3 & 4

- ❖ **Quickwrite:** Do you know how to cook? If so, what do you know how to cook, and do you enjoy it? If not, what would you like to learn to cook?

All answer keys included!

- ❖ **Vocabulary:** Fill in the blanks.

1. The boy barely _____ his older brother, Sid, as Sid was a terribly mean bully.
2. My mother is very afraid of snakes, so when she saw one in the garden, she screamed with _____.
3. Some of the kids treated the new student so _____, that the teacher heard about it and gave them detentions.

- ❖ **True or False:** Mark T for True and F for False.

1. Sunny is forced to sleep _____ curtains. _____
2. Justice Strauss is just as mean as Count Olaf. _____
3. The children cook pasta for Count Olaf's guests. _____
4. The children love books. _____
5. Count Olaf hits Violet. _____

tolerated
abominably
revision



- ❖ **Comprehension and Analysis:** Answer the questions in complete sentences.

1. Choose two adjectives to describe Justice Strauss. Justify your choices with textual evidence.

2. If you were in the Baudelaire children's situation, what would you do? Explain.

3. At the end of Chapter 4, we read that the children cry all night long. In detail, explain why they are in such despair.



COMPREHENSION WORK for every two chapters, each containing:

- Quickwrite—Students free write and relate text to themselves.
- Vocabulary—Focus on 3 new words and practice with synonyms, antonyms, and context clues.
- Multiple Choice, True/False, or Sequencing—Basic comprehension skills.
- 3 Short and Long answer questions—A mix of comprehension and deeper analysis.

despair
(noun)
hopelessness

trivial
(adjective)
unimportant

bleak
(adjective)
depressing;
dreary

tolerated
(verb)

abominable
(adjective)
repulsive

predicament
(noun)
problem

Word: **despair** Definition: **hopelessness**

Word: **trivial** Definition: **unimportant**

Word: **bleak** Definition: **depressing; dreary**

Word: **tolerated** Definition: **permitted**

Vocabulary Words and Definitions

Chapters	Page #	Word	Definition
1-2	1	despair	hopelessness
	3	trivial	unimportant
	12	bleak	depressing, dreary
3-4	27	tolerated	permitted, put up with
	38	abominable	repulsive
	43	revulsion	a mixture of anger and disgust
5-6	50	predicament	problem
	51	invigorated	refreshed
	61	pace	to bring some upon
7-8	70	notorious	well and unfavorably known
	71	incense	reward
	75	triumph	victory
9-10	85	unsavory	distasteful
	97	despondent	gloomy and discouraged
	101	nefarious	wicked
11-12	104	catastrophe	disaster
	123	elaborate	extravagant, showy
	124	shudder	to convulse or tremble from horror or fear
	125	treachery	betrayal

8. I thought my Christmas party was a _____, because the tree fell over, the juice was spilled, the turkey was dry, and no one had a good time.

- catastrophe
- triumph
- unsavory
- treachery

9. Choose the antonym of the underlined vocabulary word.

9. despondent

- cheerful
- hopeful
- forgiveness
- acceptance

10. treachery

- sportsmanship
- abominable
- honesty
- showfulness

Part 3: Sentences

Choose three vocabulary words in the box below. Write one sentence for each of the chosen words.

Name _____ Date _____

The Bad Beginning Vocabulary Assessment

Part 1: Matching

Draw lines that match the words on the left with their proper definitions on the right.

- trivial
- abominably
- invigorated
- triumph
- nefarious

- terribly
- victory
- unimportant
- refreshed
- wicked

Part 2: Multiple Choice

Choose the words that belong in the sentences below. Circle the word, then write it in the blank.

6. The woman shuddered with _____ when she saw the disgusting spider crawling along the cabinet.

- elaborate
- revulsion
- predicament
- despair

7. The dark clouds and rain made the day seem gloomy and _____.

- nefarious

shudder	indignantly
trivial	unsavory

VOCABULARY FOCUS:

- Complete Vocabulary Lists provided, with and without definitions
- Vocabulary Word Wall Cards & Flash Cards for direct instruction, practice, and games
- Final Vocabulary Assessment

Name _____

Learning Log for Chapters: _____

- ❖ **Main Idea** Give these chapters a new name.

- ❖ **Details** Write two details from the chapters you just read.
1. _____
2. _____
- ❖ **Character Analysis** Choose a character. Write about one thing they said or did in the chapters you just read that you agreed or disagreed with. Justify your answer.

- ❖ **Figurative Language** Write one example of figurative language that you found in these chapters. Tell the type it is.

- ❖ **Illustration** In the box, draw your favorite scene from these chapters.

Name _____

Learning Log for Chapters: _____

- ❖ **Theme** Write a lesson that can be learned from the reading.

- ❖ **Events** Write about the two most exciting events from the chapters you just read.
1. _____
2. _____
- ❖ **Character Analysis** Choose a character. Describe that character with one adjective. Explain why you chose that adjective.

- ❖ **Figurative Language** Below, write a creative figurative language sentence about someone or something from the chapters.

- ❖ **Setting** In the box, draw your favorite setting from the chapters.

Name _____

Learning Log for Chapters: _____

- ❖ **Mood** How did these chapters make you feel?

- ❖ **Fact and Opinion** Write one fact and one opinion about the chapters you read.
1. _____
2. _____
- ❖ **Setting Analysis** Choose a setting. Describe that setting in detail.

- ❖ **Figurative Language** Look in the chapters you just read. Find a sentence that is full of imagery. Copy that sentence below.

- ❖ **Character Analysis** In the box, draw the character you found the most interesting.

"I don't know if you've ever noticed this, but **first impressions** are often entirely **wrong**."

"If you are interested in stories with happy endings, you would be better off **reading some other books**."

"They didn't understand it, but like so many unfortunate events in life, just because you **don't understand** doesn't mean it isn't so."

"Sometimes, just saying that you hate something, and someone **agree with you**, can make you **feel better** about a terrible situation."

The Bad Beginning
BY LEMONY SNICKET
Reference Bookmark

Plot
Three orphaned children must find a way to outsmart the evil Count Olaf.

Setting
The story mainly takes place at Count Olaf's home.

Characters

- Violet—the oldest Baudelaire who likes to invent.
- Klaus—the middle Baudelaire who loves to read.
- Sunny—the smallest Baudelaire who loves to bite.
- Count Olaf—a despicable and greedy man.
- Mr. Poe—a busy banker.



The Bad Beginning
BY LEMONY SNICKET
Reference Bookmark

Plot
Three orphaned children must find a way to outsmart the evil Count Olaf.

Setting
The story mainly takes place at Count Olaf's home.

Characters

- Violet—the oldest Baudelaire who likes to invent.
- Klaus—the middle Baudelaire who loves to read.
- Sunny—the smallest Baudelaire who loves to bite.
- Count Olaf—a despicable and greedy man.
- Mr. Poe—a busy banker.



The Bad Beginning
BY LEMONY SNICKET
Reference Bookmark

Plot
Three orphaned children must find a way to outsmart the evil Count Olaf.

Setting
The story mainly takes place at Count Olaf's home.

Characters

- Violet—the oldest Baudelaire who likes to invent.
- Klaus—the middle Baudelaire who loves to read.
- Sunny—the smallest Baudelaire who loves to bite.
- Count Olaf—a despicable and greedy man.
- Mr. Poe—a busy banker.

The Bad Beginning
BY LEMONY SNICKET
Reference Bookmark

Plot
Three orphaned children must find a way to outsmart the evil Count Olaf.

Setting
The story mainly takes place at Count Olaf's home.

Characters

- Violet—the oldest Baudelaire who likes to invent.
- Klaus—the middle Baudelaire who loves to read.
- Sunny—the smallest Baudelaire who loves to bite.
- Count Olaf—a despicable and greedy man.
- Mr. Poe—a busy banker.

Name _____

Culminating Project Choices

Now that you have completed *The Bad Beginning*, choose one of these final projects to do!

1. **SEQUEL**: Write a sequel to the book. What happens to the Baudelaire children next?
2. **ABOUT THE AUTHOR**: Research all about the author, Lemony Snicket. Write a biography about him.
3. **DIARY**: Choose a character in the book. Write about events in the book from his or her point of view, in the form of several diary entries.
4. **PLAYWRIGHT**: Choose your favorite scene(s) from the story. Write it in the form of a play. Either record it to show to the class, or perform it in front of the class!
5. **BOARD GAME**: Create a board game which is themed around the novel. Be creative!
6. **NEWS INTERVIEW**: Imagine you are a news reporter that is interviewing one of the characters from the novel. Write a script for it. With a partner, either record it to show to the class, or perform it in front of the class!
7. **INVENTIONS**: Violet Baudelaire is a master inventor. In this project, you will show her lead! Think of a problem that you have encountered in your life, then, invent something to solve that problem. Create it. Then, design a picture advertising what it does.
8. **MOVIE POSTER**: Design a movie poster advertising a movie based on the book.
9. **CHARACTER ART**: Create sculptures, puppets, or models of the characters using any material you choose. You could use a combination of paper, rocks, pipe cleaners, old toys, sticks, or anything you can think of!

- ### ADDITIONAL RESOURCES:
- Culminating Project Choices
 - Two sided student reference bookmarks
 - 3 versions of Learning Logs to be used with any chapter

❖ **Part 2: Comprehension Multiple Choice**

Choose the best answer for each question below.

9. Choose the best word to describe Mr. Poe's reaction to the children's complaints.
 - a. Skeptical.
 - b. Caring.
 - c. Sympathetic.
 - d. Angry.
10. Who will Violet be in Count Olaf's play?
 - a. A maid.
 - b. A bride.
 - c. An audience member.
 - d. A princess.
11. What books do the children read in Juergen's room?
 - a. Animal books.
 - b. Law books.
 - c. Government books.
 - d. Theater books.
12. Choose the best word to describe Count Olaf when he confronts him about his evil plan.
 - a. Angry.
 - b. Nervous.
 - c. Amused.
 - d. Calm.
13. What is the book Nuptial Law about?
 - a. Laws about money.
 - b. Laws about children.
 - c. Laws about marriage.
 - d. Laws about crime.
14. Why are the children scared at the end of the chapter?
 - a. Sunny is missing.
 - b. Count Olaf hits Violet.
 - c. Count Olaf threatens Sunny.
 - d. Count Olaf traps them.

❖ **Part 3: Comprehension Short Answer**

Answer the following questions in complete sentences.

15. How do the children feel after their conversation with Mr. Poe at his bank? Why?

Name _____ Date _____

The Bad Beginning
Assessment #2: Chapters 5-7

❖ **Part 1: Vocabulary Matching**

Draw lines that match the words on the left with their proper definitions on the right.

- | | |
|----------------|---------------------------------|
| 1. predicament | A. refreshed |
| 2. invigorated | B. casting shame upon |
| 3. disgrace | C. a problem |
| 4. incentive | D. victory |
| 5. notorious | E. reward |
| 6. triumph | F. widely and unfavorably known |

❖ **Part 2: Vocabulary Fill-in-the-Blank**

Choose the best vocabulary word to complete the sentence.

7. When I was younger, my parents used to give me candy as an _____ for good grades.
 - a. triumph
 - b. predicament
 - c. disgrace
 - d. incentive

8. The soccer team celebrated its _____ by going out to pizza and ice cream.

For obtaining the Baudelaire discover it?

Describe Klaus. Justify your choices.

ASSESSMENTS:

- Test vocabulary, comprehension, and analysis skills
- Three assessments include matching, multiple choice, fill-in, and short answer

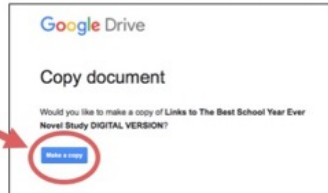
Instructions

for Google Drive File

1. You will need Internet access and a Google™ account (which is free).
2. Click on the link below. You will be prompted to make a copy of a Google™ document called "Links to The Bad Beginning Novel Study Digital Version." Click on the blue button that says "Make a Copy." That copy will be saved to your Google™ Drive. (All of the screenshots below are examples only. The text may differ, but it will look otherwise the same.)

[The Bad Beginning Novel Study Google™ Drive Version](#)

Click here first!



3. Inside of that document, you will see seven links. Click on each of the links. Immediately after clicking each link, you will be prompted again to make a copy of that document. Every time you click a link for a new document, click the blue button that says "Make a copy" in order to transfer that document to your own Google™ Drive account. (Therefore, you will need to repeat this process seven times, once per link.)



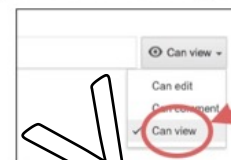
Click each of the links and make copies.

Note: If you have Google™ Drive accounts with multiple email addresses, make sure you make note of which email address is selected in the top right corner of the screen, so you can easily find the files in the future.

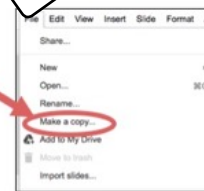
3. Go through each of your copied documents. Make any changes you want. For example, you can rearrange some of the student pages, or eliminate pages that you don't want to use.
4. Once you're ready, share the documents with your students as needed. Of course, students will need their own Google™ accounts. To share, open the document you want to share in your Google™ Drive. Then, click on the blue button in the upper right corner.




5. Next, you will be prompted to enter the students' e-mail addresses. Be sure to mark your shared document as "Can View," which is a drop down menu on the right-hand side of where you type the e-mail addresses. "Can Edit" will likely be the default selection, so you will need to change it.



6. Students will need to make their own copies since they can't edit your documents. Their own copies will then get saved into their own Google™ Drives. In order to make their own copies, students will need to click the links in their e-mails, which will open whatever document you shared with them in Google™ Drive. Students will need to click "File," and then "Make a copy," in the upper left corner.



A box will pop up like the one below. Students can change the name of their copied documents to something of your choosing, so that it is not confusing when they share their document back with you. After they hit OK, the document will be saved into their own Google™ Drives.



Students will rename their copied documents here.

7. Students will be able to access the documents in their own Google™ Drives, etc.
8. Students may share their work with their own students, etc.
9. Don't forget that you do have the option to print out the Google Slides file (such as bookmarks and notes pages), etc.

This product includes both the PAPER version and the DIGITAL version of this novel study.

DIGITAL VERSION INCLUDED!

- Compatible with Google Drive
- Upon purchasing, you will receive instructions for how to get started right away!
- Digital version is in full color

Why do it digital?

- ✓ No paper or pencil
- ✓ No wasting ink
- ✓ Students work directly in the file
- ✓ Incorporate technology
- ✓ Improve student writing
- ✓ High student engagement
- ✓ Renewed student interest
- ✓ Access anywhere
- ✓ College readiness
- ✓ Also printable
- ✓ Full color

PREVIEW ONLY

MORE about the GOOGLE version...

- All pages are available in "Google™ Slides" with text boxes, for students to type into.
- Please note that the text within the resource itself is not editable. This version simply offers students the opportunity to access the pages via Google Drive™, so they may type and draw directly on the pages on their computers or tablets.
- Though the text is not editable, you may delete or reorganize the pages as needed.
- See sample screenshots on the right for a clear idea of what this looks like.

Digital Version: The Magician's Nephew Comprehension and Vocabulary

File Edit View Insert Format Slide Arrange Tools Add-ons Help Last edit was yesterday at 9:43 PM

Comprehension and Analysis: Answer the questions in complete sentences.

1. What is your opinion of Digory so far? Explain your thoughts, and use textual evidence to support your opinion.

Text here

2. Use three adjectives to describe Uncle Andrew. Explain why you chose each of your three adjectives.

Text here

3. How does Uncle Andrew manipulate both Polly and Digory to do what he wants them to do in these chapters?

Text here

Digital Version: Harry Potter and the Prisoner of Azkaban Activities

File Edit View Insert Format Slide Arrange Tools Add-ons Help Last edit was on February 8

Name [Text here](#)

HARRY'S CONFLICTS

Harry encounters many conflicts, or problems, in these chapters. In the space below, write about Harry's conflicts. Then, write about how the conflicts get resolved. If a conflict doesn't get resolved, explain why.

#	CONFLICTS <small>Write about each of the problems that Harry encounters below.</small>	RESOLUTIONS <small>Write about how the conflict gets resolved. If it doesn't get resolved, explain why.</small>
1	Text here	Text here
2	Text here	Text here
3	Text here	Text here
4	Text here	Text here

NOTHING BUT CLASS