

# Chapters 1-10

- THE OCEAN • THE OTTERS • THE ROBOT • THE ROBOT HATCHES • THE ROBOT GRAVESITE • THE CLIMB • THE WILDERNESS • THE PINECONES • THE MOUNTAIN • THE REMINDER •

❖ **Quickwrite:** Write what you know or think you know about robots in modern times. Do you think robots could ever be like humans? Explain.

❖ **Vocabulary:** Fill in the blanks.

1. The scientist \_\_\_\_\_ measured out each chemical before adding them to his mixture.
2. The dog tried to run after the rabbit, but he was \_\_\_\_\_ by his leash.
3. That \_\_\_\_\_ cat immediately runs to hide under the couch at any sound.
4. Everyone watched in fascination as the tiny puppies were \_\_\_\_\_ and rolling around in the kennel.
5. Choose one of the vocabulary words and write an original sentence for it here:

romping  
restrained  
skittish  
methodically

❖ **True or False:** Mark T for True and F for False.

1. There are only three surviving robots from the ship. \_\_\_\_\_
2. The otters immediately befriend Roz. \_\_\_\_\_
3. Roz's survival instincts tell her to move away from the ocean. \_\_\_\_\_
4. Pinecones fall on Roz. \_\_\_\_\_
5. Roz realizes that she is on a peninsula. \_\_\_\_\_
6. Choose one of the false statements above and rewrite it as a true statement:

❖ **Figurative Language:** Write one example of figurative language from these chapters below. Name the type of figurative language and explain how you know.

❖ **Comprehension and Analysis:** Answer the questions in complete sentences.

1. Write about how Roz ends up in the wilderness. Use textual evidence to support your answer.

2. In detail explain two times that Roz's built-in instincts help her to survive in her new surroundings.

3. Why do you think Chapter 10 is called "The Reminder"? What would be another good title for this chapter? Explain.

❖ **Beyond:** Below, illustrate and write about an incident from these chapters that you can relate to. Explain how and why you can relate to it.

*Features student work for every 6-10 chapters:*

- Quickwrite-Writing prompt related to the text.
- Vocabulary-Focus on 4 challenge words.
- True/False, Sequencing, & Multiple Choice questions.
- Standards Focus Question.
- Three Short Answer Questions.
- Beyond-Creative activities.



**romping**  
(verb) playing and frolicking



**restrained**  
(adjective or verb) tied up or held back




**skittish**  
(adjective) nervous and jittery



**methodically**  
(adverb) in an organized and well-planned



**illuminate**




**agony**

Word: \_\_\_\_\_ Definition: \_\_\_\_\_

pain and suffering

**plummeting**



**plummeting**

Word: \_\_\_\_\_ Definition: \_\_\_\_\_

plunging, falling

**triumphant**

**triumphant**

Word: \_\_\_\_\_ Definition: \_\_\_\_\_

triumphing, victorious

**demeanor**

**demeanor**

Word: \_\_\_\_\_ Definition: \_\_\_\_\_

appearance, manner

Name: \_\_\_\_\_

**Vocabulary Words and Definitions: THE WILD ROBOT**





CHAPTERS	PAGE #	WORD	DEFINITION
Ch. 1: The Ocean	5	romping	playing and frolicking
Ch. 2: The Other	8	restrained	tied up or held back
Ch. 3: The Robot	10	skittish	nervous and jittery
Ch. 4: The Robot Watches	14	methodically	in an organized and well-planned manner
Ch. 5: The Robot Escapes	25	illuminating	bringing up
Ch. 6: The Climb	31	devastating	destroying, ruining
Ch. 7: The Wilderness	35	hysterical	losing control
Ch. 8: The Wrecks	40	rigorous	meticulous and thorough
Ch. 9: The Mountain	58	agony	pain and suffering
Ch. 10: The Remender	66	plummeting	plunging, falling
Ch. 11: The Robot Sleeps	66	triumphant	triumphing, victorious
Ch. 12: The Storm	66	triumphant	triumphing, victorious
Ch. 13: The Aftermath	66	triumphant	triumphing, victorious
Ch. 14: The Bears	66	triumphant	triumphing, victorious
Ch. 15: The Escape	66	triumphant	triumphing, victorious
Ch. 16: The Pine Tree	66	triumphant	triumphing, victorious
Ch. 17: The Camouflaged Insect	66	triumphant	triumphing, victorious
Ch. 18: The Camouflaged Robot	66	triumphant	triumphing, victorious
Ch. 19: The Observation	66	triumphant	triumphing, victorious
Ch. 20: The Language of the Animals	66	triumphant	triumphing, victorious
Ch. 21: The Introduction	66	triumphant	triumphing, victorious
Ch. 22: The New Word	66	triumphant	triumphing, victorious
Ch. 23: The Wounded Fox	66	triumphant	triumphing, victorious
Ch. 24: The Accident	66	triumphant	triumphing, victorious
Ch. 25: The Egg	66	triumphant	triumphing, victorious
Ch. 26: The Performer	66	triumphant	triumphing, victorious
Ch. 27: The Spring	66	triumphant	triumphing, victorious
Ch. 28: The Old Song	66	triumphant	triumphing, victorious
Ch. 29: The News	66	triumphant	triumphing, victorious
Ch. 30: The Light	66	triumphant	triumphing, victorious
Ch. 31: The Night	66	triumphant	triumphing, victorious
Ch. 32: The Light	66	triumphant	triumphing, victorious
Ch. 33: The Light	66	triumphant	triumphing, victorious
Ch. 34: The Light	66	triumphant	triumphing, victorious
Ch. 35: The Frog	66	triumphant	triumphing, victorious
Ch. 36: The Spring	66	triumphant	triumphing, victorious
Ch. 37: The Squirrel	66	triumphant	triumphing, victorious
Ch. 38: The New Friends	66	triumphant	triumphing, victorious
Ch. 39: The Final Fight	66	triumphant	triumphing, victorious
Ch. 40: The Ship	66	triumphant	triumphing, victorious
Ch. 41: The Summer	66	triumphant	triumphing, victorious
Ch. 42: The Strange Family	66	triumphant	triumphing, victorious
Ch. 43: The Gassing Takes Off	66	triumphant	triumphing, victorious
Ch. 44: The Rainy	66	triumphant	triumphing, victorious
Ch. 45: The Dead Robots	66	triumphant	triumphing, victorious
Ch. 46: The Fight	66	triumphant	triumphing, victorious
Ch. 47: The Parade	66	triumphant	triumphing, victorious
Ch. 48: The New Foot	66	triumphant	triumphing, victorious
Ch. 49: The Fair	66	triumphant	triumphing, victorious
Ch. 50: The Button	66	triumphant	triumphing, victorious
Ch. 51: The Autumn	66	triumphant	triumphing, victorious
Ch. 52: The Block	66	triumphant	triumphing, victorious
Ch. 53: The Migration	66	triumphant	triumphing, victorious
Ch. 54: The Mirror	66	triumphant	triumphing, victorious
Ch. 55: The Lodgers	66	triumphant	triumphing, victorious
Ch. 56: The New Lodges	66	triumphant	triumphing, victorious
Ch. 57: The Fire	66	triumphant	triumphing, victorious
Ch. 58: The Conversations	66	triumphant	triumphing, victorious
Ch. 59: The Spring	66	triumphant	triumphing, victorious
Ch. 60: The Fish	66	triumphant	triumphing, victorious
Ch. 61: The Robot Stories	66	triumphant	triumphing, victorious
Ch. 62: The Return	66	triumphant	triumphing, victorious
Ch. 63: The Journey	66	triumphant	triumphing, victorious
Ch. 64: The Special Robot	66	triumphant	triumphing, victorious

**Vocabulary Focus:**

- Four challenge words chosen for every 6-10 chapters
- Complete Vocabulary List comes with and without definitions
- Two Vocabulary Reviews to use throughout the study
- Vocabulary Word Wall Cards in full color
- Vocabulary Flashcards

❖ For each of the words below, circle the picture that best illustrates the word. On the line under the pictures, justify why you chose your answer.

11. descended

a. 	b. 
c. 	d. 

I chose this answer because \_\_\_\_\_

4. Choose the best synonym for **tranquil** below.

- loud
- peaceful
- successful


5. Choose the best synonym for **peculiar** below.

- ordinary
- strange
- amazing
- amusing

6. Choose the word that best completes the following sentence.

We \_\_\_\_\_ and wore \_\_\_\_\_ smiles on our faces after we won the big game.

- meandering
- dreary
- skittish
- triumphant



Draw a picture that \_\_\_\_\_ on the lines below.

antonym/opposite: \_\_\_\_\_

Name: \_\_\_\_\_

**The Wild Robot**  
VOCABULARY REVIEW #1: CHAPTERS 1-44

romping	restrained	skittish	methodically	illuminating	devastation	frenzy
rigorous	agony	plummeting	triumphant	demeanor	astounded	peculiar
meandering	tranquil	descended	fanatic	dreary	sweltering	

1. Using a dictionary, or your notes, complete the table below.

Word	Definition	Illustration
methodically		
frenzy		
demeanor		
sweltering		


2. Complete the graphic organizer below for the word in the middle.

Synonyms	Antonyms

# STUDENT CHAPTER PACKET

## THE WILD ROBOT

By Peter Brown



Name \_\_\_\_\_

# VOCABULARY PACKET

## THE WILD ROBOT

By Peter Brown



Name \_\_\_\_\_

### ABOUT THE STUDENT CHAPTER PACKET

The student work for every 6-10 chapters of reading contains both comprehension and vocabulary. Each part includes the following sections:

- 1. Quickwrite:** A great idea is to have the students free-write here before reading the chapters. This gets their minds warmed up and thinking in the direction that the chapters will take them. This also helps them to connect the concepts in the story to themselves.
- 2. Vocabulary:** The students practice with four new words that are chosen for you from every 6-10 chapters. Synonyms, antonyms, and context clues are among the skills included.
- 3. True/False, Multiple Choice, or Sequencing:** One set of these types of questions are included for each section.
- 4. Standards Focus:** One question or activity is included. These focus on Reading Literature standards like main idea, character analysis, and figurative language.
- 5. Compare/Contrast and Analysis:** Three short answer questions are provided per section. You will find that these questions are at all levels of Bloom's Taxonomy, so are optimal for differentiation if needed. They all or choose just some for your students to complete.
- 6. Beyond:** The Beyond activities are a mix of fun activities including art, graphic organizers, and text-to-self connections. They are sure the students to use their imaginations, and some upper-level thinking. You might even choose to use these as an option for early finishers.

### TABLE OF CONTENTS:

#### Student Chapter Packet

Resource	Pages
About the Student Chapter Packet	14
Student Chapter Packet Cover	15
Chapters 1-10	16-17
Chapters 11-20	18-19
Chapters 21-28	20-21
Chapters 29-36	22-23
Chapters 37-44	24-25
Chapters 45-51	26-27
Chapters 52-57	28-29
Chapters 58-64	30-31
Chapters 65-72	32-33
Chapters 73-80	34-35
Student Chapter Packet Answer Key	36-45



Follow Me FOR MORE RESOURCES LIKE THIS!  
Don't forget to leave a rating for TpT credits!  
<https://www.teacherspayteachers.com/Store/Nothing-but-Class>

### STUDENT CHAPTER PACKET ANSWER KEY

**Chapters 1-10**

(page 9)  
**Quickwrite:** Answers will vary.

**Vocabulary:**

1. methodically
2. restrained
3. skittish
4. ramping

5. Answers will vary.

**True or False:**

1. F
2. F
3. T
4. T
5. F
6. F

(Answers may vary.)  
Example for #1: There is only one surviving robot from the ship.  
Example for #2: The others are confused and frightened by Roz.  
Example for #5: Roz realizes that she is on an island.

**Figurative Language:** "She stumbled along, struggling to keep her balance, until her foot snagged and she toppled over like a piece of timber" (p. 16) This is a simile because it is comparing Roz to a piece of timber using the word like.

(page 21)  
**Comprehension and Analysis:**

1. Roz ends up in the wilderness because she is part of a robot shipment on a ship. When a storm hits the sea, she is washed up onto an island. Curious offers manage to turn her on, and in this way, Roz finds herself on an island. On page 6, the text reads, "...in all the excitement, one of their paws accidentally slipped on important little button on the back of the robot's head."
2. One time, Roz's instincts tell her to stay away from the ocean, which helps her survive. Another time, she sees a crab moving and computes its movements as a smart way to move, so she uses that type of movement to climb up a mountain.
3. Chapter 10 is called "The Reminder" because the author is reminding us that Roz knows something about where she came from. As far as she knows, she belongs on this island. Another good thing about this chapter would be "Home" because the chapter is about Roz feels like she is home on this island, even though she does not belong there.

**Beyond:** Answers will vary.

## Easy Planning & Low Prep

- Table of Contents
- Teacher instructions
- Student Cover Pages
- Student reference bookmarks
- All answer keys

### THE WILD ROBOT

By Peter Brown


#### Reference Bookmark

**PLOT**  
A robot finds herself on an island and must figure out how to survive.

**SETTING**  
The story takes place on an island that is uninhabited by people.

**CHARACTERS**

- Roz-a robot and the main character.
- Brightbill-a duck and Roz's adopted son.
- Chitchat-Brightbill's loyal squirrel friend.
- Loudwing-an old goose and a friend to Roz.
- Mother Bear, Nettle, and Thorn-a fierce bear family.
- Mr. Beaver-a very good builder and a big help.
- The RECOs-3 robots on a mission.



©2019 Nothing but Class

### THE WILD ROBOT

By Peter Brown

#### Reference Bookmark

**PLOT**  
A robot finds herself on an island and must figure out how to survive.

**SETTING**  
The story takes place on an island that is uninhabited by people.

**CHARACTERS**

- Roz-a robot and the main character.
- Brightbill-a duck and Roz's adopted son.
- Chitchat-Brightbill's loyal squirrel friend.
- Loudwing-an old goose and a friend to Roz.
- Mother Bear, Nettle, and Thorn-a fierce bear family.
- Mr. Beaver-a very good builder and a big help.
- The RECOs-3 robots on a mission.



©2019 Nothing but Class

### THE WILD ROBOT

By Peter Brown


#### Reference Bookmark

**PLOT**  
A robot finds herself on an island and must figure out how to survive.

**SETTING**  
The story takes place on an island that is uninhabited by people.

**CHARACTERS**

- Roz-a robot and the main character.
- Brightbill-a duck and Roz's adopted son.
- Chitchat-Brightbill's loyal squirrel friend.
- Loudwing-an old goose and a friend to Roz.
- Mother Bear, Nettle, and Thorn-a fierce bear family.
- Mr. Beaver-a very good builder and a big help.
- The RECOs-3 robots on a mission.



©2019 Nothing but Class

### THE WILD ROBOT

By Peter Brown


#### Reference Bookmark

**PLOT**  
A robot finds herself on an island and must figure out how to survive.

**SETTING**  
The story takes place on an island that is uninhabited by people.

**CHARACTERS**

- Roz-a robot and the main character.
- Brightbill-a duck and Roz's adopted son.
- Chitchat-Brightbill's loyal squirrel friend.
- Loudwing-an old goose and a friend to Roz.
- Mother Bear, Nettle, and Thorn-a fierce bear family.
- Mr. Beaver-a very good builder and a big help.
- The RECOs-3 robots on a mission.



©2019 Nothing but Class

### TABLE OF CONTENTS:

#### Vocabulary Packet

Pages
47
48-50
51-53
54-55
60-64
65-74

RESOURCES LIKE THIS!  
Don't forget to leave a rating for TpT credits!  
<https://www.teacherspayteachers.com/Store/Nothing-but-Class>

# TABLE OF CONTENTS

Resource	Pages
Student Reference Bookmarks (two-sided)	3-4
Vocabulary List with definitions	5-6
Vocabulary List with definitions (NO page numbers)	7-8
Vocabulary List without definitions	9-10
Vocabulary List without definitions (NO page numbers)	11-12
<i>Table of Contents: Student Chapter Packet</i>	
Student Chapter Packet with answer key	14-4
<i>Table of Contents: Vocabulary Packet</i>	
Vocabulary Packet with answer key	-74
Terms of Use, You May Like, & Artist Credit	75-77

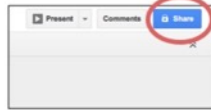


**Follow Me** FOR MORE RESOURCES LIKE THIS!

Don't forget to leave a rating for TpT credits!

<https://www.teacherspayteachers.com/Store/Nothing-but-Class>

6. Once you're ready, share the documents with your students as needed. Students will need their own Google™ accounts. To share, open the document you want to share in your Google™ Drive. Then, click on the blue button in the upper right corner that says "Share."

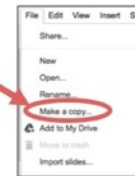


\*Note: Sharing with students could also be done through Google™ Classroom.\*


7. Next, you will be prompted to enter the students' e-mail addresses. Be sure to mark your shared document as "Can View," which is a drop down menu on the right-hand side of where you type the e-mail addresses. "Can Edit" will likely be the default selection, so you will need to change it.



8. Students will need to make their own copies since they can't into their own Google™ Drives. In order to make their own copies, click on the blue button that says "Make a Copy," which will open whatever document you shared with them in "Make a copy," in the upper left corner.



A box will pop up like the one below. Students can change the name of the copy, so that it is not confusing when they share their documents. The copy will be saved into their own Google™ Drives.



9. Students will be able to access the content, and any changes they make to their files will be automatically saved.  
 10. Students may share their works in progress, if needed.  
 11. Don't forget that you do have the option to print whatever you want. This is definitely most handy if they are printed. However, the digital version (in this PDF).

12. Other Notes and Suggestions:

- The following resources are MOST handy when printed out. As mentioned previously, you have the option to print from Google Drive in full color, or from this PDF in mostly b/w.
  - ✓ Student Bookmarks (pages 4-5)
  - ✓ Vocabulary Word Wall Cards (pages 58-62)
  - ✓ Vocabulary Flash Cards (pages 63-71)
  - ✓ Questions and Answers: Writing Sheet and Gluing Sheet (pages 74-75)
- Try having the students complete the writing portion of the Character Cards (pages 82-85) on Google Drive. Then, you can print the cards when all of the writing is complete.

# Instructions for Digital Version/Google™ Drive File

- You will need Internet access and a Google™ account (which is free).
- Click on the link below. You will be prompted to make a copy of a Google™ document called "Digital Version: Ramona Quimby, Age 8." Click on the blue button that says "Make a Copy." That copy will be saved to your Google™ Drive. All of the screenshots below are examples only. The text may differ, but it will look like the screenshots below.

[Digital Version: Ramona Quimby, Age 8](#)

Click here first!

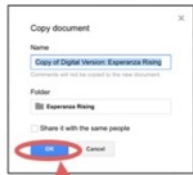
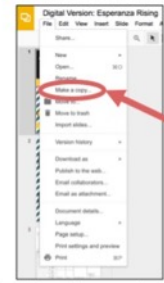


Note: If you have Google™ Drive accounts with multiple e-mail addresses, make sure you take note which email address is selected in the top right corner of the screen, so you can easily find the document in the future.

- If you completed Step 2 correctly, the document called "Digital Version: Ramona Quimby, Age 8," just transferred to your Google account. It will contain the novel study in its entirety. This includes the unit map, tables of contents, student pages, answer keys, and everything else. You will notice that the novel study has blue text boxes already placed everywhere that students will need to type.

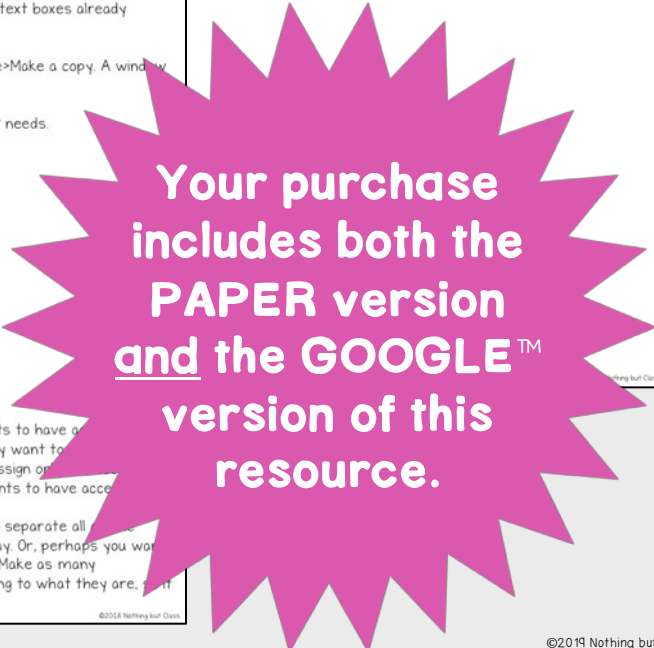
Make ANOTHER copy of this document "Digital Version: Ramona Quimby, Age 8," by going to File>Make a copy. A window will pop up that says "Copy document." Rename it as you wish, and then click OK.

You can customize this additional copy in whatever ways you want, according to your students' needs.



NOTHING but Class

PREVIEW ONLY



**BONUS Paperless Version included!**

- Compatible with Google™ Drive & Google™ Classroom
- Within this product are easy instructions for how to get started right away!

# Why do it digital?

- ✓ No paper or pencil
- ✓ No wasting ink
- ✓ Students work directly in the file
- ✓ Incorporate technology
- ✓ Improve student writing
- ✓ High student engagement
- ✓ Renewed student interest
- ✓ Access anywhere
- ✓ College readiness
- ✓ Also printable
- ✓ Full color

## MORE about the GOOGLE™ version...

- Resource pages are available in "Google™ Slides" with text boxes, for students to type into.
- Please note that the text within the resource itself is not editable. This version simply offers students the opportunity to access the pages via Google Drive™, so they may type and draw directly onto the pages on their computers or tablets.
- Though the text is not editable, you may delete or reorganize the pages as needed.
- See sample screenshots on the right for a clear idea of what this looks like.

Digital Version: Chocolate Fever

File Edit View Insert Format Slide Arrange Tools Add-ons Help Last edit was 12 days ago

Background... Layout... Theme... Transition...

12

13

14

15

16

COMPREHENSION AND ANALYSIS: Answer the questions in complete sentences.

1. Write everything you know so far about Henry Green. What is his weakness? Use textual evidence to support your answer.  
[Text here](#)
2. Compare and contrast yourself with Henry Green.  
[Text here](#)
3. Explain what is unusual about Henry's day at school in these chapters.  
[Text here](#)
4. How do the teachers react to Henry's problem? How does Henry react?  
[Text here](#)

BEYOND: Below, illustrate and write about the most interesting part of these chapters. Can you relate to it? Explain.  
[Text here](#)

2

PREVIEW ONLY

NOTHING BUT CLASS

# Chapters 1-10

- THE OCEAN ▪ THE OTTERS ▪ THE ROBOT ▪ THE ROBOT HATCHES ▪ THE ROBOT GRAVESITE ▪ THE CLIMB ▪
- THE WILDERNESS ▪ THE PINECONES ▪ THE MOUNTAIN ▪ THE REMINDER ▪

❖ **Quickwrite:** Write what you know or think you know about robots in modern times. Do you think robots could ever be like humans? Explain.

---


---

---

---

❖ **Vocabulary:** Fill in the blanks.

1. The scientist \_\_\_\_\_ measured out each chemical before adding them to his mixture.
2. The dog tried to run after the rabbit, but he was \_\_\_\_\_ by his leash.
3. That \_\_\_\_\_ cat immediately jumped to hide under the couch at any sound.
4. Everyone watched in fascination as the tiny puppies were \_\_\_\_\_ and rolling around in the kennel.
5. Choose one of the vocabulary words and write an original sentence for it here:  
\_\_\_\_\_



❖ **True or False:** Mark T for True and F for False.

1. There were only three surviving robots from the ship. \_\_\_\_
2. The otters immediately befriend Roz. \_\_\_\_
3. Roz's survival instincts tell her to move away from the ocean. \_\_\_\_
4. Pinecones fall on Roz. \_\_\_\_
5. Roz realizes that she is on a peninsula. \_\_\_\_
6. Choose one of the false statements above and rewrite it as a true statement:  
\_\_\_\_\_

❖ **Figurative Language:** Write one example of figurative language from these chapters below. Name the type of figurative language and explain how you know.

---

---

❖ **Comprehension and Analysis**: Answer the questions in complete sentences.

1. Write about how Roz ends up in the wilderness. Use textual evidence to support your answer.

---

---

---

---

2. In detail, explain two times that Roz's built-in instincts help him to survive in his new surroundings.

---

---

---

---

3. Why do you think Chapter 10 is called "The Reminder"? What would be another good title for this chapter? Explain.

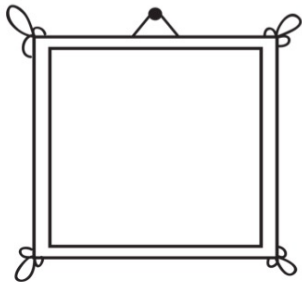
---

---

---

---

**Beyond**: Below, illustrate and write about an incident from these chapters that you can relate to. Explain how and why you can relate to it.



---


---

---

---

---


---





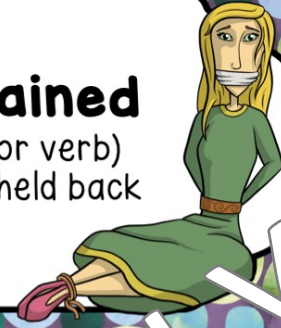
# romping

(verb) playing and frolicking



# restrained

(adjective or verb) tied up or held back



# skittish

(adjective) nervous and jittery



# methodically

(adverb) in an organized and well-planned manner



# illuminating

(verb or adjective) lighting up



# devastation

(noun) destruction; ruin



# frenzy

(noun) hysteria; wild excitement



# rigorous

(adjective) meticulous and thorough

