

Take the STRESS out of planning your Novel Study!



Vocabulary Use a dictionary to complete the table below.

Word	Definition	Synonyms	Antonyms
rambled			
oblige			
sedentary			

Use the vocabulary words above to fill in the blanks below.

- If you have a desk job, it is important to get up and stretch your legs throughout the day.
- My teacher cares about me and would do anything to help with my school work.
- The child _____ on and on until she realized no one was listening anymore.

Beyond In the bubbles below, write anything new you have learned about spiders so far, from the book.

```

    graph TD
      A(( )) --- B((Spiders))
      B --- C(( ))
      B --- D(( ))
      B --- E(( ))
  
```

Comprehension & Analysis. Answer the questions in complete sentences.

- What does Fern tell her parents about her time at the barn? How do her parents react to this?

- What does Wilbur try to do in Chapter 9? Does he succeed or fail?

sedentary
(adjective) idle; inactive

meekly
(adverb) timidly; apologetically

surly
(adjective) sullen; ungracious

Chapter 8: A Talk at Home
Chapter 9: Wilbur's Boast

Quickwrite. What is your favorite place to be? Why do you love it?

Multiple Choice. Choose the best answers.

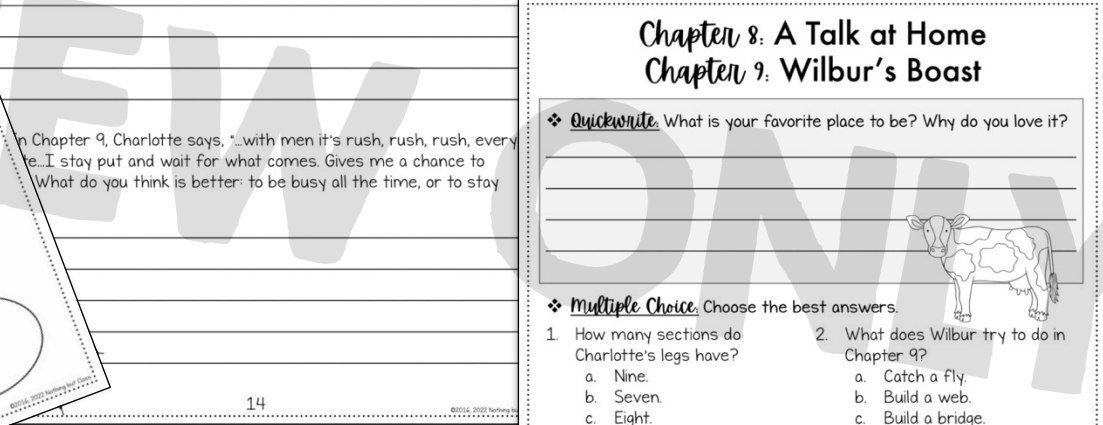
- How many sections do Charlotte's legs have?
 - Nine.
 - Seven.
 - Eight.
 - Three.
- What does Wilbur try to do in Chapter 9?
 - Catch a fly.
 - Build a web.
 - Build a bridge.
 - Roll the goose egg.

Sequencing. Put the following statements in chronological order, using the numbers 1-5.

- _____ Templeton gives Wilbur a piece of string.
- _____ Mrs. Arable says she wants to speak to Dr. Dorian about Fern.
- _____ Fern tells her parents about the animals talking.
- _____ Charlotte tells Wilbur to go to sleep.
- _____ Charlotte educates Wilbur about her legs.

Similes. In the quote below, underline the simile. Circle the two things being compared. Draw a box around the "like" or "as" used to make the comparison.

"The goose appeared, followed by her seven goslings. They thrust their little necks out and kept up a musical whistling, like a tiny troupe of pipers."



Features Vocabulary & Comprehension for every 1-2 chapters!

Consistent format allows for predictability and student confidence.

❖ **Comprehension & Analysis:** Answer the questions in complete sentences.

1. Summarize Mrs. Arable's conversation with Dr. Dorian. Do you agree or disagree with what Dr. Dorian tells Mrs. Arable?

2. Why do you think Charlotte is worried? What clues in the text lead you to think this?


3. In Chapter 15, the text says, "No pig ever had truer friends, and he realized that friendship is one of the most satisfying things in the world." Do you agree or disagree with this? Explain.

©2016, 2022 Nothing but Class

Quickwrite prompts relate the text to the student.

Chapter 14: Dr. Dorian Chapter 15: The Crickets

❖ **Quickwrite:** What is your favorite season and why?



❖ **Multiple Choice:** Choose the best answers.

- | | |
|---------------------|--|
| 1. How old is Fern? | 2. According to Chapter 15, what sort of mood do the crickets bring? |
| a. Seven years old. | a. Sadness. |
| b. Eight years old. | b. Happiness. |
| c. Nine years old. | c. Fear. |
| d. Ten years old. | d. Peace. |

❖ **True or False:** Write T for True and F for False.

- Dr. Dorian seems very concerned about Fern's health. _____
- Mrs. Arable feels relieved after she speaks to Dr. Dorian. _____
- Wilbur is dreading the County Fair. _____
- Wilbur begs Charlotte to come with him to the County Fair. _____
- Charlotte tells Wilbur that she must lay her eggs soon. _____

❖ **Figurative Language:** Find an example of figurative language from the chapters. Write it on the lines below. Then, identify its type.

22

©2016, 2022 Nothing but Class

Vocabulary words chosen for you.

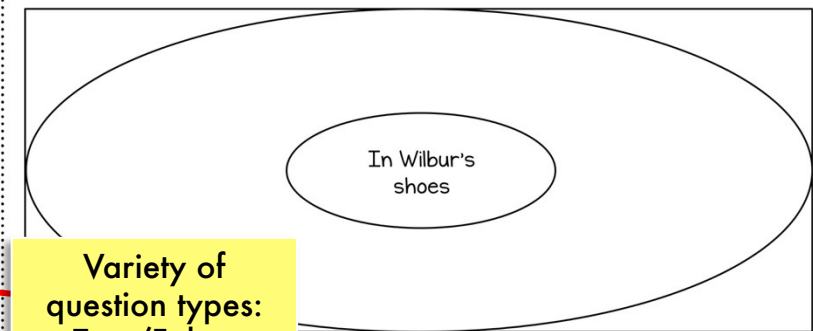
❖ **Vocabulary:** Use a dictionary to complete the table below.

Word	Definition	Illustration
fidgeted		
incessant		
modest		

Use the vocabulary words above to fill in the blanks below.

- Despite her money and fame, the actress managed to stay _____.
- The students _____ as they grew bored with the lesson.
- As usual, my alarm sounded off with its _____ beeping at 7:30 am.

❖ **Beyond:** In the graphic organizer below, write some words or phrases from the text that show how you might feel if you were Wilbur in these chapters.



24


©2016, 2022 Nothing but Class

Variety of question types: True/False, Sequencing, Fill-in-the-Blank, and Written Response.

Answer keys included

Includes 19 Activities to deepen student understanding.

Focuses include: Plot, Theme, Character Analysis, Setting, Figurative Language, and more!



Name _____

Point of View

Chapter 13: Good Progress

Point of view—the perspective from which a story is told.

First person—when a character narrates a story using the words *I, me, my, and mine*.

Imagine that you are experiencing the events of Chapter 13 as Charlotte, Wilbur, Templeton, or Mr. Zuckerman (you choose). Write about the events in this chapter from your perspective as that character. Remember to express your character's thoughts and emotions.

Name _____

Character Changes

Think about the characters below, and how they changed. Describe the characters in the beginning of the story. Then, describe the characters at the end of the story.


	Beginning of the Story	End of the Story
Wilbur	<hr/> <hr/> <hr/> <hr/> <hr/>	<hr/> <hr/> <hr/> <hr/> <hr/>
	<hr/> <hr/> <hr/> <hr/> <hr/>	<hr/> <hr/> <hr/> <hr/> <hr/>

Name _____

Who's your Favorite?

Think about your favorite character. Write his or her name below. In the speech bubble, write your favorite quote from him or her. In the picture frame, draw a detailed picture of him or her. On the lines, write about why he or she is your favorite.

My favorite character is _____



Name _____

Types of figurative Language

Below, write quotes from the book which contain figurative language. Underline the part of the sentence that contains figurative language. In the second column, circle the type of figurative language. Last, justify your answers.

Quote	Type of Figurative Language	I know this because...
1. _____	Simile Metaphor Personification	
2. _____	Simile Metaphor Personification	

Chapter 13
RL.3.3/RI.4.6/RI.5.6/RI.6.6

Name _____

Would you Rather...

Think about each of the scenarios below. Circle your choices on the left. Then, explain your choices on the right.

Choice #1	...be a pig?	<hr/> <hr/> <hr/> <hr/>	Explanation
	...or be a spider?	<hr/> <hr/> <hr/> <hr/>	
Choice #2	...be radiant?	<hr/> <hr/> <hr/> <hr/>	Explanation
	...or be humble?	<hr/> <hr/> <hr/> <hr/>	
Choice #3	...be a child?	<hr/> <hr/> <hr/> <hr/>	Explanation
	...or be an adult?	<hr/> <hr/> <hr/> <hr/>	
Choice #4	...be at home?	<hr/> <hr/> <hr/> <hr/>	Explanation
	...or travel?	<hr/> <hr/> <hr/> <hr/>	

W.3.1/W.4.1/W.5.1/W.6.1 ©2016, 2022 Nothing but Class

Name _____

ASK or ANSWER!

Write either the answer or the question to what is given below.

ASK	ANSWER!
WHO rescues Wilbur?	<hr/> <hr/> <hr/> <hr/>
WHAT	The goose encourages Wilbur to escape the barnyard.
WHERE is Wilbur's new home after he leaves Fern's house?	<hr/> <hr/> <hr/> <hr/>
WHEN	The goose eggs hatch in early summer.
WHY does Wilbur cry hysterically in Chapter 7?	<hr/> <hr/> <hr/> <hr/>
HOW do Wilbur and Charlotte meet?	<hr/> <hr/> <hr/> <hr/>

Chapters 1-7 RI.3.1/RI.4.1/RI.5.1/RI.6.1 ©2016, 2022 Nothing but Class

Name _____

A Typical Day: Wilbur and you

In Chapter 4, we learn about a typical day in the life of Wilbur. Using the text, write about Wilbur's typical schedule on the left. On the right, outline your typical schedule.

Wilbur's Schedule		My Schedule	
Time	Activity	Time	Activity
6:30-7:00			
7:00-8:00			
8:00-9:00			
9:00-11:00			
11:00-12:00			
12:00-1:00			
1:00-2:00			
2:00-3:00			
3:00-4:00			
4:00			

Chapter 4
RI.3.3/RI.4.3/RI.5.3/RI.6.3 ©2016, 2022 Nothing but Class

or
ation
or
ation
or
ation

Extra Goodies!

Student Packet Covers provided for each section of the novel study.


Student Reference Bookmarks highlight essential book info.

End-of-the-book Project Choices includes accompanying grading sheet.

STUDENT CHAPTER PACKET

Charlotte's Web

By E.B. White



Name _____


CHARLOTTE'S WEB

by E.B. White
Reference Bookmark

PLOT
A loyal spider befriends a young and innocent pig.

SETTING
The story takes place over several years on the Zuckerman farm.

- CHARACTERS**
- Wilbur—a young, naive pig.
 - Charlotte—Wilbur's loyal spider friend.
 - Fern—a little girl who loves Wilbur and all of the farm animals.
 - Templeton—a sneaky rat that loves to eat.



©2016, 2022 Nothing but Class

CHARLOTTE'S WEB

by E.B. White
Reference Bookmark

PLOT
A loyal spider befriends a young and innocent pig.

SETTING
The story takes place over several years on the Zuckerman farm.

- CHARACTERS**
- Wilbur—a young, naive pig.
 - Charlotte—Wilbur's loyal spider friend.
 - Fern—a little girl who loves Wilbur and all of the farm animals.
 - Templeton—a sneaky rat that loves to eat.



©2016, 2022 Nothing but Class

CHARLOTTE'S WEB

by E.B. White
Reference Bookmark

PLOT
A loyal spider befriends a young and innocent pig.

SETTING
The story takes place over several years on the Zuckerman farm.

- CHARACTERS**
- Wilbur—a young, naive pig.
 - Charlotte—Wilbur's loyal spider friend.
 - Fern—a little girl who loves Wilbur and all of the farm animals.
 - Templeton—a sneaky rat that loves to eat.



©2016, 2022 Nothing but Class


CHARLOTTE'S WEB

by E.B. White
Reference Bookmark

PLOT
A loyal spider befriends a young and innocent pig.

SETTING
The story takes place over several years on the Zuckerman farm.

- CHARACTERS**
- Wilbur—a young, naive pig.
 - Charlotte—Wilbur's loyal spider friend.
 - Fern—a little girl who loves Wilbur and all of the farm animals.
 - Templeton—a sneaky rat that loves to eat.



©2016, 2022 Nothing but Class

Name _____

Culminating Project Choices

After you have completed the book, choose one of the final projects to do below!

SEQUEL: Write a sequel to Charlotte's Web. What happens to the Wilbur and his friends?

WHO'S THE AUTHOR?: Use the Internet to do research about the author, E.B. White. Write a biography about him. Make sure to include a Works Cited page.

CHARACTER DIARY: Choose a character in the book. Write about the events in the book from his or her point of view, in the form of several diary entries.

NEWSPAPER: Create a newspaper that is themed around the events in the book. You might include articles, advertisements, comic strips, and an advice column.

PLAYWRITING: Choose your favorite scene(s) from Charlotte's Web. Write it in the form of a play. Either record it to show to the class, or perform it in front of the class!

BOARD GAME: Create a board game which is themed around Charlotte's Web. Be creative!

NEWS INTERVIEW: Imagine you are a journalist that is interviewing one of the characters from Charlotte's Web. Write a script for it. With a partner, either read it to show to the class, or perform it in front of the class!

RESEARCH: **ABOUT SPIDERS:** Do some more research about spiders. Present your findings in a creative way. You might create a Power Point presentation, make a poster, or write an essay. It's your choice.

9. **MOVIE POSTER:** Design a movie poster advertising a movie based on Charlotte's Web.

10. **CHARACTER ART:** Create sculptures, puppets, or models of the characters using any material you choose. You could use a combination of paper, rocks, clay, poster board, old toys, sticks, or anything you can think of!

My Choice: _____

My Grade: _____

Comments: _____



©2016, 2022 Nothing but Class

©2016, 2022 Nothing but Class

©2022 Nothing but Class

Detailed Teacher Instructions & Plans.

Big picture snapshot!

Everything is laid out for you!

Standards are named for you!


Charlotte's Web: Unit Map

Chapters in Student Chapter Packet	Vocabulary Words	Vocabulary Reviews	Assessments	Reading Response Activities (to be used with specific chapters)	Other Reading Response Activities
1: Before Breakfast 2: Wilbur	<ul style="list-style-type: none"> injustice blissful enchanted 	Vocabulary Review #1: Chapters 1-11	Assessment #1: Chapters 1-11	To use with Ch. 1-7 Ask or Answer!	
3: Escape	<ul style="list-style-type: none"> discarded racket dozed 				
4: Loneliness 5: Charlotte	<ul style="list-style-type: none"> frolic cunning meekly 				
6: Summer Days 7: Bad News	<ul style="list-style-type: none"> appalled detested rigid 				
8: A Talk at Home 9: Wilbur's Boast	<ul style="list-style-type: none"> rambled oblige sedentary 	Vocabulary Review #2: Chapters 12-22	Assessment #2: Chapters 12-22	To use with Ch. 3 Setting: The Five Senses To use with Ch. 4 A Typical Day: Wilbur and You To use with Ch. 8-15 Cause and Effect To use with Ch. 13 Point of View & Chapter 13: Progress	To use with any chapter: <ul style="list-style-type: none"> Scene Snapshot Chapter Highlights Who's Your Favorite? Setting Anchor Posters Setting and Imagery Types of Figurative Language Reading Strategy: Predictions
10: An Explosion 11: A Miracle	<ul style="list-style-type: none"> surly solemnly bewilderment 				
12: A Meeting 13: Good Progress	<ul style="list-style-type: none"> idiosyncrasy rummaging triumphantly 				
14: Dr. Dorian 15: The Crickets	<ul style="list-style-type: none"> figdgeted incessant modest 				
16: Off to the Fair 17: Uncle	<ul style="list-style-type: none"> veritable ascended listless 				
18: The Cool of the Evening 19: The Egg Sac	<ul style="list-style-type: none"> sneered constructed commotion 				
					To use after finishing the novel: <ul style="list-style-type: none"> Theme Thoughts Obstacles Character Changes Character Traits Character Cube My Book Cover Would You Rather...? My Book Review Culminating Project Choices

TABLE OF CONTENTS

Resource	Pages
Unit Map	3-4
Student Reference Bookmarks	5
Vocabulary Words and Definitions	6-7
Vocabulary Words and NO Definitions	8-9
Vocabulary Words and Definitions (with no page numbers) <i>*Provided in case your book version's page numbers are different.</i>	10-11
Vocabulary Words and NO Definitions (with no page numbers) <i>*Provided in case your book version's page numbers are different.</i>	12-13
About the Student Chapter Packet	14
<i>Table of Contents: Student Chapter Packet</i>	15
Student Chapter Packet with Answer Key	16-64
<i>Table of Contents: Vocabulary Packet</i>	65
Vocabulary Packet with Answer Key	66-88
<i>Table of Contents: Activity Packet</i>	89
Activity Packet with Answer Keys	90-123
<i>Table of Contents: Assessments</i>	124
Assessment Packet with Answer Key	125-133
Terms of Use and Artist Credit	134-135

Easy to navigate!



FOLLOW ME for MORE resources like this!

www.teacherspayteachers.com/Store/Nothing-but-Class

www.nothingbutclassresources.com

TABLE OF CONTENTS: Reading Response Activities

Focus	Common Core	Pages	Resource	Use with Chapter(s)
		90	Activity Packet cover	
Ask and Answer Questions	RL 3.1/RL 4.1/RL 5.1/RL 6.1	91	Ask or Answer! <i>Answer key on pg. 116</i>	1-7
Theme	RL 3.2/RL 4.2/RL 5.2/RL 6.2	92	Theme Thoughts <i>Answer key on pg. 117</i>	Use after finishing the novel.
Plot	RL 3.3/RL 4.3/RL 5.3/RL 6.3	93	A Typical Day: Wilbur and You <i>Answer key on pg. 118</i>	4
		94	Scene Snapshot	any
		95	Obstacles <i>Answer key on pg. 119</i>	Use after finishing the novel.
		96	Chapter Highlights	any
Character Analysis	RL 3.3/RL 4.3/RL 5.3/RL 6.3	97-98	Cause and Effect <i>Answer key on pg. 120</i>	8-15
		99	Who's Your Favorite?	any
		100	Character Changes <i>Answer key on pg. 121</i>	Use after finishing the novel.
Setting	RL 3.3/RL 4.3/RL 5.3/RL 6.3	101	Character Traits <i>Answer key on pg. 122</i>	Use after finishing the novel.
		102-103	Character Cube	Use after finishing the novel.
		104-105	Setting Anchor Posters (in color and b/w)	any
Figurative Language	RL 3.3/RL 4.3/RL 5.3/RL 6.3	106	Setting: The Five Senses <i>Answer key on pg. 123</i>	3
		107	Setting and Imagery	any
Point of View	RL 3.4/RL 4.4/RL 5.4/RL 6.4	108-109	Types of Figurative Language	any
Connecting Text with Illustrations	RL 3.6/RL 4.6/RL 5.6/RL 6.6	110	Point of View Chapter 13: Good Progress	13
Comprehension	RL 3.7/RL 4.7/RL 5.7/RL 6.7	111	My Book Cover	Use after finishing the novel.
Opinion Writing	W 3.1/W 4.1/W 5.1/W 6.1	112	Reading Strategy: Predictions	any
		113	Would You Rather...?	Use after finishing the novel.
		114	My Book Review	Use after finishing the novel.
		115	Culminating Project Options	Use after finishing the novel.
		116-123	Answer Keys provided for: <ul style="list-style-type: none"> Ask or Answer pg. 116 Theme Thoughts pg. 117 A Typical Day: Wilbur and You pg. 118 Obstacles pg. 119 Cause and Effect pg. 120 Character Changes pg. 121 Character Traits pg. 122 Setting: The Five Senses pg. 123 	


Two Assessments included.

Assessment #1: Chapters 1-8 | Assessment #2: Chapters 9-16

❖ Part 4: Comprehension Multiple Choice

Choose the best answer for each question below.

- Who encourages Wilbur to break free of the barnyard?
 - Charlotte.
 - Templeton.
 - Fern.
 - The goose.
- What does Wilbur long for most of all?
 - Food.
 - Freedom.
 - Friendship.
 - Templeton's junk.
- Choose the best words to describe Templeton.
 - Friendly and forgiving.
 - Selfish and sneaky.
 - Humorous and easygoing.
 - Bitter and nasty.
- What bad news does the sheep share with Wilbur?
 - Fern will eventually abandon him.
 - Charlotte will soon die.
 - The farmers plan to kill Wilbur.
 - Nobody really likes Wilbur.
- Which of the following is not one of Wilbur's problems in these chapters?
 - He is the runt of the litter.
 - He feels terribly lonely.
 - Lurvy is unkind to him.
 - He thinks that Charlotte is bloodthirsty.
- Choose the best words to describe Charlotte.
 - Bold and friendly.
 - Hostile and suspicious.
 - Snobby and confident.
 - Sweet and quiet.



Name _____ Date _____

Charlotte's Web

Assessment #1: Chapters 1-11

❖ Part 1: Vocabulary Matching

Match the words below with their definitions by drawing lines.

- | | |
|-------------|---------------------------|
| 1. surly | A. sullen; ungracious |
| 2. solemnly | B. loud noise |
| 3. dazed | C. seriously |
| 4. racket | D. play or romp |
| 5. frolic | E. craftiness; sneakiness |
| 6. cunning | F. overwhelmed; confused |

❖ Part 2: Vocabulary Fill-in-the-Blank

Choose the word that best completes each sentence below.

- I was _____ to learn that my friend had cheated off of my test.
 - blissful
 - enchanted
 - appalled
 - sedentary
- I _____ apologized for accidentally injuring my little sister.
 - meekly
 - oblige
 - detested
 - cunning

❖ Part 3: Vocabulary Sentences

Write two sentences containing two of the following vocabulary words.

injustice	discarded	detested	rigid
-----------	-----------	----------	-------

- _____
- _____

❖ Part 5: Comprehension & Analysis Short Answer

Answer the following questions in complete sentences.

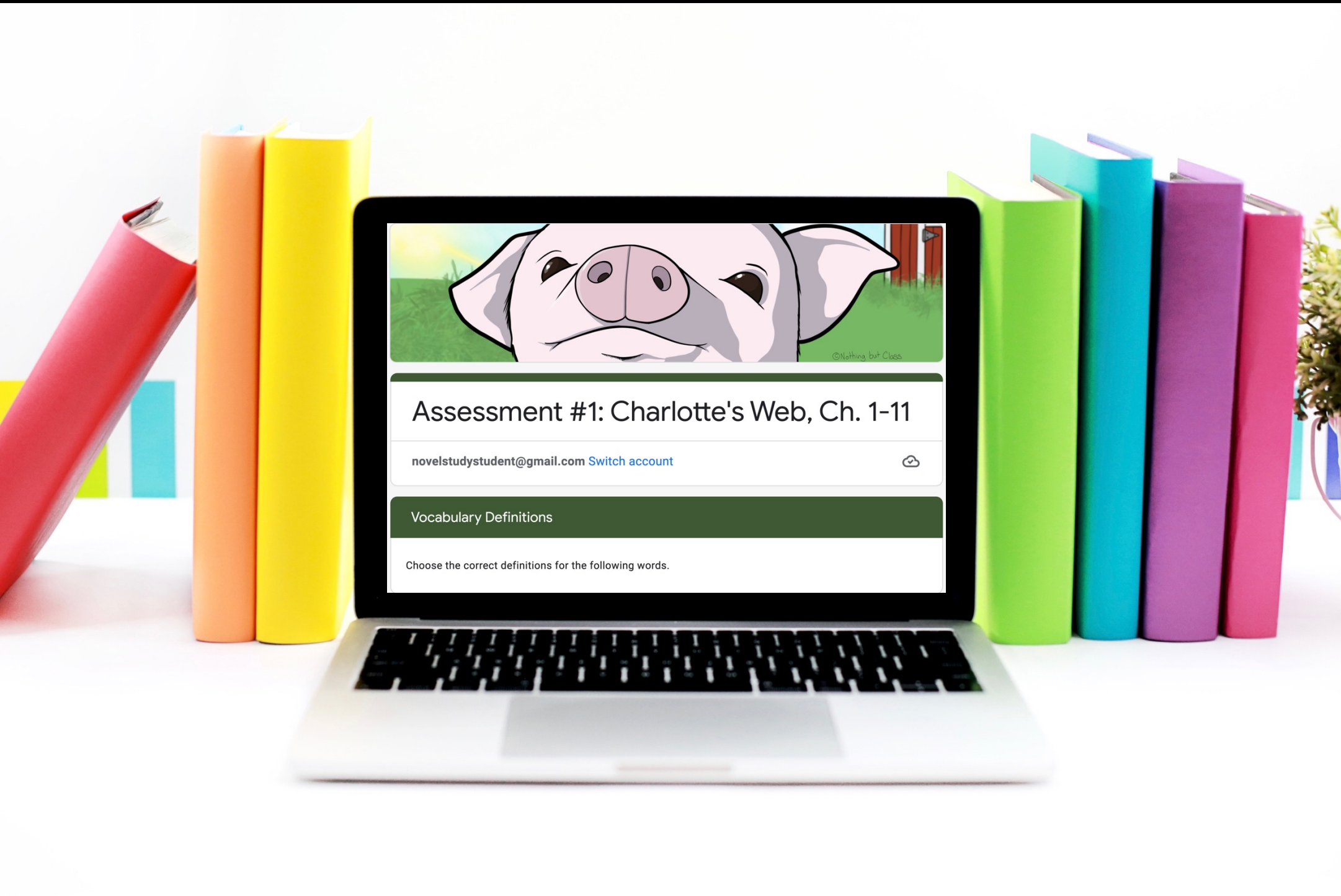
- Explain Fern's point of view about the runt of the litter. Do you agree or disagree with her?

- Describe at least two differences between Charlotte and Templeton.

- In detail, explain why Mrs. Arable is concerned about Fern.

- Name one character that you think is trustworthy. Explain why.

Google Forms versions of Tests *included.*



How it works...

Step 1: Send your students a link.

Step 2: Students complete the test on computers or tablets.

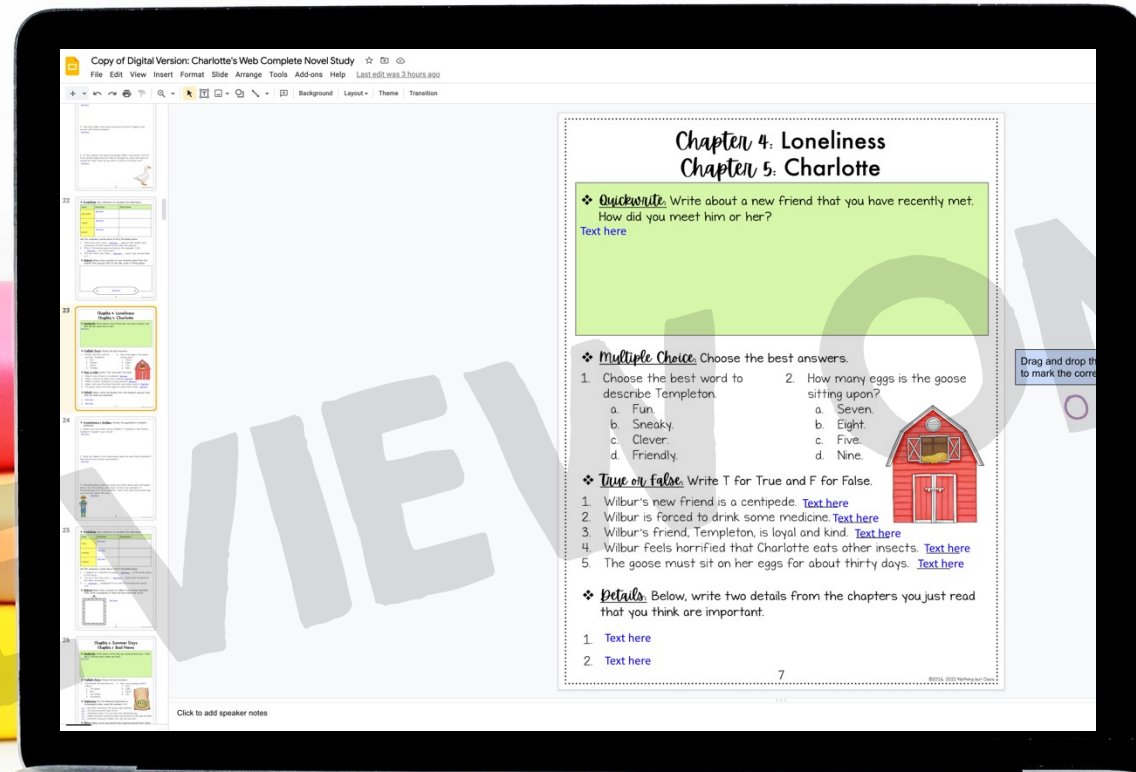
Step 3: Self-grading—so fast, so easy, and **INSTANT** data!

NOTE You will need to manually grade the written responses only.

For testing, *choose* from 3 versions:

1. Google Forms version-
Self grading for instant data!
2. Google Slides version-
Students type directly on the tests!
3. Black and white
Printable version

Google Slides Version of the entire novel study *included.*



- Full-color, interactive adaptations of all resources.
- Text boxes placed everywhere students must type.
- Students can access the digital version from home OR school.
- Teachers and students can easily send this back and forth using Google Drive or Google Classroom!
- Easy instructions included.

Your purchase includes *both* the printable & the Google versions of this resource.