




# Self-grading version of tests included, through Google Forms:



## Assessment #1: Chapters 1-6 | Superfudge

\* Required

### Vocabulary Definitions

Choose the correct definitions for the following words.

1. Choose the correct definition for the word: tousle. \* 1 point

Choose ▼

2. Choose the correct definition for the word: dashing. \* 1 point

Choose ▼

- Send your students a link
- Students complete the test on **computers or tablets**
- Self-grading—so fast, so easy, and **INSTANT data**
- Easy **instructions** included!

**\* NOTE \***  
You will need to manually grade the written responses only.

*For testing, choose from 3 versions:*

1. Google Forms version-Self grading for instant data!
2. Digital Google Slides version-Students type directly on the form!
3. Black and white printable version

# Digital Google Slides version also included:

Name Text here Date Text here

## Superfudge

### ASSESSMENT #1: CHAPTERS 1-6

#### ❖ Part 1: Vocabulary Matching

Match the words below with their definitions by writing the correct letters on the lines.

- |                                   |                             |
|-----------------------------------|-----------------------------|
| 1. tousele <u>text here</u>       | A. forgetful and distracted |
| 2. dashing <u>text here</u>       | B. rushing                  |
| 3. absentminded <u>text here</u>  | C. mess up and rumple       |
| 4. pouted <u>text here</u>        | D. purposely                |
| 5. intentionally <u>text here</u> | E. anticipation and tension |
| 6. suspense <u>text here</u>      | F. looked sulky; scowled    |

#### ❖ Part 2: Vocabulary Fill-in-the-Blank

Type the word that best completes each sentence below.

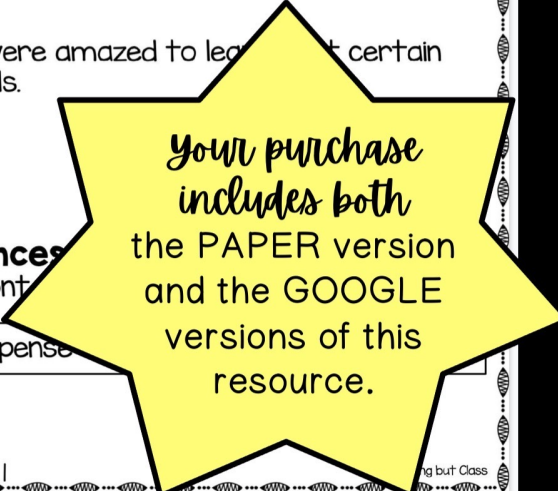
7. Amused, we watched our cat text here on the edge of the fence, as it hungrily eyeballed the birds eating out of the birdfeeder.
- pouted
  - bawling
  - perched
  - privileges
8. In Science class, the students were amazed to learn that certain lizards can text here their tails.
- tousele
  - regenerate
  - intentionally
  - covered

#### ❖ Part 3: Vocabulary Sentences

Write two sentences below, each containing one of the words below.

lathering    privileges    dashing    suspense

9. Text here
10. Text here



- Eye-catching digital version contains **full-color, interactive adaptations** of all resources.
- **Text boxes** are already placed everywhere students must type.
- Works for **distance learning**. Students can access the digital version from home OR school.
- Teachers and students can easily send this back and forth using **Google Drive or Google Classroom!**
- **Easy instructions** included!

#### \*\* IMPORTANT NOTE \*\*

The digital Google Drive version contains mostly the same content as the printable version. However, some assignments, such as drawing activities, have been replaced with more **digitally friendly assignments**, which may include such features as **movable or drag-and-drop pieces**.

# Vocabulary Focus:

- 4 vocabulary words for every 3-4 chapters **chosen for you**
- Complete **Vocabulary List** comes with and without definitions
- Students are **tested on these words** on the tests

Name \_\_\_\_\_

## Superfudge Vocabulary Words and Definitions

Chapters	Page #	Word	Definition
1: Guess What, Peter? 2: Cutchie-Cutchie-Coo	4	tousle	mess up and rumple
	7	lathering	forming a frothy mass of bubbles
	10	bawling	weeping or crying noisily
3: Another Something Wonderful 4: Off the Wall	24	privileges	special rights granted only to particular people
	28	dashing	rushing
	31	suspense	anticipation and tension
	40	absentminded	forgetful and distracted
5: Small Ones are Sweeter 6: Farley Drexel Meets Rat Face	48	pouted	looked sulky; scowled
	58	regenerate	regrow, to replace lost tissue
	63	cowered	crouched down in fear
7: A Very Cultured Bird 8: Naturally Fortified	73	perched	sat, balanced
	74	intentionally	purposely
	84	screeched	shrieked; squealed
	94	coincidence	a happy chance; a bit of good luck
9: Superfudge 10: Santa <i>Who?</i>	96	reciting	saying aloud
	99	embellish	elaborate; exaggerate
	134	unanimous	in complete agreement
	137	dictate	say aloud
11: Catastrophes 12: Tootsie Speaks Out	139	enthusiastic	showing intense and eager enjoyment
	143	mumbling	saying something quietly
	148	precision	exactness
	150	catastrophe	disaster
	151	determined	purposeful and resolute
	152	racket	noise

Name \_\_\_\_\_

## Superfudge Vocabulary Words and Definitions

Chapters	Page #	Word	Definition
1: Guess What, Peter? 2: Cutchie-Cutchie-Coo	4	tousle	
	7	lathering	
	10	bawling	
3: Another Something Wonderful 4: Off the Wall	24	privileges	
	28	dashing	
	31	suspense	
	40	absentminded	
5: Small Ones are Sweeter 6: Farley Drexel Meets Rat Face	48	pouted	
	58	regenerate	
	63	cowered	
	73	perched	
7: A Very Cultured Bird 8: Naturally Fortified	74	intentionally	
	84	screeched	
	94	coincidence	
	96	reciting	
9: Superfudge 10: Santa <i>Who?</i>	99	embellish	
	134	unanimous	
	137	dictate	
	139	enthusiastic	
11: Catastrophes 12: Tootsie Speaks Out	143	mumbling	
	148	precision	
	150	catastrophe	
	151	determined	
	152	racket	

# SO EASY to prep and use!

- Answer keys
- Assessment Packet Cover page
- Table of Contents for easy navigation

## ASSESSMENT ANSWER KEY

### ASSESSMENT #1: CHAPTERS 1-6

#### Part 1: Vocabulary Matching

1. C
2. B
3. A
4. F
5. D
6. E

#### Part 2: Vocabulary Fill-in-the-Blank

7. c
8. b

#### Part 3: Vocabulary Sentences

9. Answers will vary.
10. Answers will vary.

#### Part 4: Comprehension Multiple Choice

11. a, c, d
12. a, c, d
13. b
14. a
15. c
16. b

#### Part 5: Comprehension and Analysis Written Response

17. First, Peter learns that his family is having another baby, and they all adjust to a new way of life after she is born. Next, Peter learns that they will be moving to Princeton, New Jersey, and they all adjust to a new home and a new neighborhood. Then, Peter makes a new friend named Alex, and they make money together by selling worms to a neighbor. Finally, Peter starts at his new school, and Fudge gets switched to a new kindergarten class on the very first day of school because he doesn't get along with his first teacher.
18. Fudge upsets his mother by doing things to Tootsie. For example, once he moves her from her crib and hides her in a closet. Another time, he covers her with trading stamps. He does these types of things to her because he is jealous of all the attention she is getting.
19. Peter is very angry at his parents when they announce a new baby because he is very nervous that the new baby will be a troublemaker just like Fudge. Peter is scared right before he starts school in Princeton because he is worried that no one will like him.
20. My favorite part of these chapters is when Fudge tries to sell Tootsie, because it's pretty funny that he thinks someone would actually buy their baby.

## TABLE OF CONTENTS: Assessment Packet

Resource	Pages
Assessment Packet Cover	7
Comprehension Assessment #1: Chapters 1-6	8-10
Comprehension Assessment #2: Chapters 7-12	11-13
Answer Keys	14-15
Terms of Use + Artist Credit	16-17

## ASSESSMENT PACKET

### Superfudge

by Judy Blume



Name \_\_\_\_\_

this!  
credits!

but-Class

©2021 Nothing but Class

# New to digital learning? Don't worry. Easy instructions are included. If you have more questions, feel free to reach out!

## Instructions

for Digital Version/Google™ Drive Document

### Instructions for SELF-GRADING TESTS ON GOOGLE™ FORMS

#### VERY IMPORTANT-PLEASE READ!

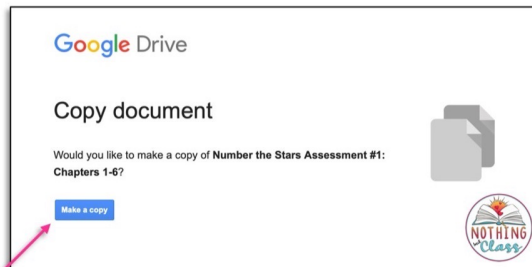
- The following instructions are for accessing the convenient, self-grading assessments that can only be used on Google.
- The Google forms documents are only for the novel study assessments. (If you're looking for other parts of the product you purchased, please look in the other included PDFs that you received upon originally downloading.)
- If you do not wish to use this version of the assessments, you have two other choices. You can use the Google Slides version, which contains text boxes for students to type into and is not self-grading, OR you may use the black and white printable version.
- All assessments are mirrors of one another as far as content is concerned, they are just given to you in different formats so you may choose which is best for you. (When you purchased this product, you would have downloaded multiple PDFs. Please see the other PDFs for the other formats.)

1. To get started, you will need to have access to the Internet and a Google account (which is free). In order to share the tests out with your students, your students will either need their own Google accounts with accompanying e-mail addresses OR you will need to have Google Classroom. Before moving on, be sure you are signed into the Google account that you want the assessments to transfer into.
2. Then, click on each of the yellow link buttons below. Notice there are multiple buttons, one for each separate assessment. When you click each button, a window will pop up that says, "Would you like to make a copy of ---?" Click "Make a copy." Do this once for each assessment.

[Assessment #1: Holes Ch. 1-25](#)

[Assessment #2: Holes Ch. 26-50](#)

[Final Vocabulary Assessment: Holes](#)



Click on "Make a copy"

3. At this point, you should have a copy of each assessment saved into your Google™ Drive.

## Why do it digital?

- ✓ No paper or pencil
- ✓ No wasting ink
- ✓ Students work directly in the file
- ✓ Incorporate technology
- ✓ Improve student writing
- ✓ High student engagement
- ✓ Renewed student interest
- ✓ Access anywhere
- ✓ College readiness
- ✓ Also printable
- ✓ Full color

Your purchase includes both the PAPER version and the GOOGLE versions of this resource.