

❖ **Part 2: Comprehension Multiple Choice**

Choose the best answer for each question below.

9. Choose the best word to describe Mr. Poe's reaction to the children's complaints.
- Skeptical.
 - Caring.
 - Sympathetic.
 - Angry.

❖ **Part 3: Comprehension Short Answer**

Answer the following questions in complete sentences.

15. How do the children feel after their conversation with Mr. Poe at his bank? Why?

All answer keys included!

Name _____ Date _____

The Bad Beginning
Assessment #2: Chapters 5-7

11. What books do the children read in Juvenile Court?
- A princess.
 - Animal books.
 - Law books.
 - Government books.
 - Theater books.
12. Choose the best word to describe Count Olaf when he confronts him about his evil plan.
- Angry.
 - Nervous.
 - Amused.
 - Calm.
13. What is the book Nuptial Law about?
- Laws about money.
 - Laws about children.
 - Laws about marriage.
 - Laws about crime.
14. Why are the children scared at the end of Chapter 5?
- Sunny is missing.
 - Count Olaf hits Violet.
 - Count Olaf threatens Sunny.
 - Count Olaf traps them.

❖ **Part 1: Vocabulary Matching**

Draw lines that match the words on the left with their proper definitions on the right.

- | | |
|----------------|---------------------------------|
| 1. predicament | A. refreshed |
| 2. invigorated | B. casting shame upon |
| 3. disgrace | C. a problem |
| 4. incentive | D. victory |
| 5. notorious | E. reward |
| 6. triumph | F. widely and unfavorably known |

❖ **Part 2: Vocabulary Fill-in-the-Blank**

Choose the best vocabulary word to complete the sentence.

7. When I was younger, my parents used to give me candy as an _____ for good grades.
- triumph
 - predicament
 - disgrace
 - incentive

8. The soccer team celebrated its _____ by going out to pizza and ice cream.

For obtaining the Baudelaire discover it?

Describe Klaus. Justify your choices.

ASSESSMENTS:

- Test vocabulary, comprehension, and analysis skills
- Three assessments include matching, multiple choice, fill-in, and short answer

Name _____

Vocabulary Words and Definitions

Chapters	Page #	Word	Definition
1-2	1	despair	hopelessness
	3	trivial	unimportant
	12	bleak	depressing, dreary
3-4	27	tolerated	endured, put up with
	38	abominably	terribly
	43	revulsion	a mixture of horror and disgust
5-6	50	predicament	problem
	51	invigorated	refreshed
	66	disgrace	to bring shame upon
7-8	70	notorious	widely and unfavorably known
	70	incentive	reward
	84	triumph	victory
9-10	93	unsavory	distasteful
	97	despondent	gloomy and discouraged
	101	nefarious	wicked
11-12	109	catastrophe	disaster
	123	elaborate	extravagant, showy
	124	shudder	to convulse or tremble from horror or fear
13	135	treachery	dishonesty
	136	indignantly	angrily
	142	aberrant	very different



The Bad Beginning by Lemony Snicket

8. I thought my Christmas party was a _____, because the tree fell over, the juice was spilled, the turkey was dry, and no one had a good time.
- catastrophe
 - triumph
 - unsavory
 - treachery

> Choose the antonym of the underlined vocabulary word

9. despondent
- cheerful
 - hopeless
 - forgiveness
 - forgetfulness
10. treachery
- sportsmanship
 - abominable
 - honesty
 - shamefulness

Part 3: Sentences

> Choose three vocabulary words in the box below. Write one sentence for each of the chosen words.

predicament	disgrace	shudder	indignantly
nefarious	notorious	trivial	unsavory

11. _____

12. _____

Name _____ Date _____

The Bad Beginning Vocabulary Assessment

❖ Part 1: Matching

> Draw lines that match the words on the left with their proper definitions on the right.

- | | |
|----------------|----------------|
| 1. trivial | A. terribly |
| 2. abominably | B. victory |
| 3. invigorated | C. unimportant |
| 4. triumph | D. refreshed |
| 5. nefarious | E. wicked |

❖ Part 2: Multiple Choice

> Choose the words that belong in the sentences below. Circle the word, then write it in the blank.

6. The woman shuddered with _____ when she saw the disgusting spider crawling along the cabinet.
- elaborate
 - revulsion
 - predicament
 - despair



VOCABULARY FOCUS =

- Complete Vocabulary Lists provided, with and without definitions
- Final Vocabulary Assessment

ASSESSMENT PACKET

The Bad Beginning

By Lemony Snicket



Name _____

Table of Contents: Assessments

Resource	Pages
Assessment Packet Cover Page	3
Assessment #1 (Chapters 1-4)	4-6
Assessment #1 Answer Key	7-9
Assessment #2 (Chapters 5-8)	10-12
Assessment #2 Answer Key	13-15
Assessment #3 (Chapters 9-13)	16-18
Assessment #3 Answer Key	19-21
Vocabulary Assessment	22-23
Vocabulary Assessment Answer Key	24-25
Terms of Use & Artist Credit	26-27



FOLLOW ME for more Novel Studies like this!

is to be used for future purchases.

[store/Nothing-but-Class](https://www.nothingbutclass.com/store/Nothing-but-Class)

©2016 Nothing but Class

LOW PREP and EASY ORGANIZATION:

- Table of Contents
- Assessment Packet cover page

Instructions

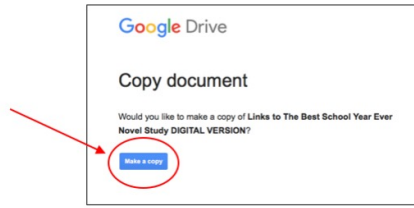
for Digital Version/Google™ Drive Document

1. In the Google folder you received after purchasing my product, you should have found three files: the **digital version**, the **printable PDF**, and the **instructions** you are currently reading.

2. You will notice that the digital version contains the resource in its entirety. This includes Tables of Contents, student pages, answer keys, and everything else. You will also notice that the document has blue text boxes already placed everywhere that students will need to type.

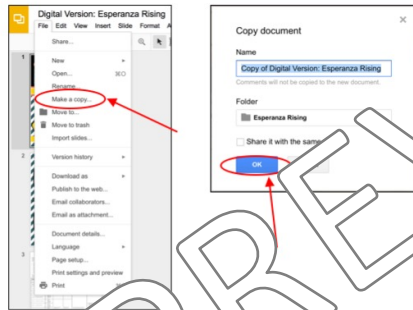
MAKE ANOTHER COPY of this document by going to File>Make a copy. A window will pop up that says "Copy document." Rename it as you wish, and then click OK.

You will customize this additional copy in whatever ways you want, according to your students' needs.

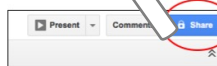


3. Think through how you want to roll it out to your students. Decide what you want your students to have access to. Obviously, you won't want to share answer keys. Also, for example, do you only want to assign your students certain pages at a time? Once you decide, **delete** everything you don't want your students to have access to, and **reorganize** the remaining pages however you wish.

4. If you need to, make additional copies (as outlined in Step 3). For example, maybe you want to separate the assignments into smaller chunks, or withhold certain resources until a certain time. Just be sure to name all of your customized copies according to what they are, so it is not confusing when it comes time to share the documents with your students.

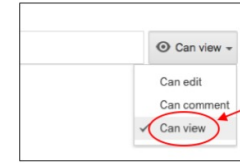


5. Once you're ready, share the documents with your students as needed. Students will need their own Google™ accounts. To share, open the document you want to share in your Google™ Drive. Then, click on the blue button in the upper right corner that says "Share."



*Note: Sharing with students can also be done through Google™

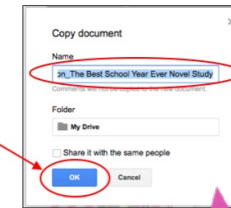
6. Next, you will be prompted to enter the students' e-mail addresses. **Be sure to mark your shared document as "Can View,"** which is a drop down menu on the right-hand side of where you type the e-mail addresses. "Can Edit" will likely be the default selection, so you may need to change it.



7. Students will need to make their own copies since you don't want them to be able to edit your original documents. Their own copies will then get saved into their own Google™ drives. In order to make their own copies, students will need to click the links in their e-mails, which will open the document you shared with them in Google™ Drive. Students will need to click on "File," and then "Make a copy," in the top left corner.



A box will pop up like the one below. Students can change the name of their copied documents to something of your choosing, so that it is not confusing when they share their document back with you. After they hit OK, the document will be saved to their own Google™ Drives.



8. Students will be able to access the content, type in text boxes, and click text boxes, draw pictures, etc. Changes that students make to their documents will be automatically saved.

9. Students may share with you their works in progress and finished products.

10. Don't forget that you do have the option to print the documents in black and white and color. The black and white versions are most handy if they are printed. Many teachers prefer to use both versions.

11. There are places where students are not allowed to use iPads or tablets, this is easy to do. However, if you are in a place where iPads or tablets are under the "Insert" dropdown menu in Google™ Drive.

Your purchase includes both the PAPER version and the GOOGLE™ version of this resource.

DIGITAL VERSION INCLUDED!

- Compatible with Google Drive
- Upon purchasing, you will receive instructions for how to get started right away!
- Digital version is in full color

Why do it digital?

- ✓ No paper or pencil
- ✓ No wasting ink
- ✓ Students work directly in the file
- ✓ Incorporate technology
- ✓ Improve student writing
- ✓ High student engagement
- ✓ Renewed student interest
- ✓ Access anywhere
- ✓ College readiness
- ✓ Also printable
- ✓ Full color

PREVIEW ONLY

11 THE TIGER RISING Assessment 17-18

12 THE TIGER RISING Assessment 19-20


14 Assessment Packet Answer Key

Part 5: Comprehension & Analysis Short Answer

Answer the following questions in complete sentences.

17. Describe the strongest emotion that Rob feels in these chapters. Explain in detail why he has each of the emotions.

Text Here



18. In what ways does Rob change throughout this story? Explain at least two changes that he experiences. Be sure to write about why he has these changes.

Text Here

19. Do you think that the title *The Tiger Rising* is appropriate for the story? Why or why not? If you could give it another name, what would it be? Explain your choice.

Text Here

20. Do you believe that the tiger had to be killed at the end of the story? Why or why not?

Text Here

©2019 Nothing but Class

MORE about the GOOGLE version...

- All pages are available in "Google™ Slides" with text boxes, for students to type into.
- Please note that the text within the resource itself is not editable. This version simply offers students the opportunity to access the pages via Google Drive™, so they may type and draw directly on the pages on their computers or tablets.
- Though the text is not editable, you may delete or reorganize the pages as needed.
- See sample screenshots on the right for a clear idea of what this looks like.