

# Chapter 1: THE WORST BIRTHDAY

❖ **QUICKWRITE:** Think about your next birthday. How old will you turn? How would you like to celebrate it?

---

---

---

---

---

❖ **VOCABULARY:** Fill in the blanks.

1. The \_\_\_\_\_ man towered over everyone, but despite his intimidating size, he was gentle and friendly.
2. My competitive brother always enjoyed \_\_\_\_\_ me after he won games.
3. The kids gazed \_\_\_\_\_ at their brand new puppy, and then they enthusiastically thanked their parents for such a great gift.

massive  
rapturously  
taunting



❖ **TRUE OR FALSE:** Mark T for True and F for False.

1. Dudley is not afraid of magic. \_\_\_\_\_
2. Hedwig is locked up in a cage. \_\_\_\_\_
3. Harry has received many letters from Ron and Hermione over the summer. \_\_\_\_\_
4. Vernon Dursley is having an important dinner tonight. \_\_\_\_\_
5. Harry spends his birthday with his family. \_\_\_\_\_

❖ **FIGURATIVE LANGUAGE:** Write an example of figurative language from the text here.

NOTHING  
but  
Class

1

❖ **COMPREHENSION AND ANALYSIS:** Answer the questions in complete sentences.

1. Why is Harry feeling extremely gloomy in this chapter? Name at least three reasons.

---

---

---

---

---

2. Explain Mr. Dursley's plan for dinner. Include each family member's role in his plans, including Harry's.

---

---

---

---

---

The last sentence of the chapter says that there is someone sitting on Harry's bed. Who do you suppose is sitting there, and why do you think he/she is there?

---

---

---

---

---

❖ **BEYOND:** Choose one of the characters from the story. Draw a picture of him or her. Write your opinion of him or her.



*Features student work for every chapter:*

- Quickwrite-Writing journal prompt related to the text.
- Vocabulary-Focus on 3 challenge words.
- True/False, Sequencing, or Multiple Choice questions.
- Standards Focus Challenge.
- Three Short Answer Questions.
- Beyond-Creative Activity.

Class

# Figurative Language

**KEY IDEA:** Determine the meanings and types of figurative language to help you better visualize the text.

- **SIMILE**-a comparison between two things using the words "like" or "as."
- **METAPHOR**-a comparison between two things without using the words "like" or "as."
- **IDIOM**-an expression with a non-literal meaning.
- **HYPERBOLE**-an exaggeration.
- **PERSONIFICATION**-giving human-like attributes to something non-human.
- **IMAGERY**-written descriptions that picture in the reader's mind.

# Character Analysis

**KEY IDEA:** Examine characters in multiple ways to understand them!

Think about...

- What they say and do
- How they interact with others
- How they react to major events
- How they are like or unlike others
- Whether they are **ROUND** or **FLAT** characters

- ❖ **ROUND CHARACTERS**-developed characters who experience conflict and are changed by it.
- ❖ **FLAT CHARACTERS**-minor characters who do not experience much change or growth.

# Setting

**KEY IDEA:** Authors describe settings to give context to the story and to create certain moods and emotions. Picturing the setting deepens your comprehension and exercises your

**SETTING**-time, place, and weather.

**MOTION**-the way a person feels.



## Tackles 3 main Common Core standards:

- Setting, Character Analysis, and Figurative Language
- Each section comes with:
  - ✓ Anchor poster (in color and b/w)
  - ✓ Several activities
  - ✓ A multi-faceted assessment

Name \_\_\_\_\_

# ROUND or Flat?

## Round characters

- ✓ Are major
- ✓ Play main roles
- ✓ Encounter conflict
- ✓ Change and learn
- ✓ Are fully developed
- ✓ Are described in detail

## Flat characters

- ✓ Are minor
- ✓ Play supporting roles
- ✓ Do not change much



CHARACTER	ROUND OR FLAT?	JUSTIFY YOUR ANSWER!
Harry Potter		
Draco Malfoy		
Albus Dumbledore		
Ginny Weasley		
Ronald Weasley		
Neville Longbottom		
Rubeus Hagrid		
Percy Weasley		

Name \_\_\_\_\_

# Figurative LANGUAGE

Below, read the quotes from the book which contain figurative language. Then, write the type of figurative language. Last, justify your answers.

Quote	TYPE OF Figurative Language	I know this because...
1. He took out his wand, tapped the board, and the arrows began to wiggle over the diagram like caterpillars. (p. 108)		
2. The cool morning air whipped his face, waking him far more effectively than Wood's long talk. (p. 109)		
3. "Filch'll have me all night!" Ron said. "No magic! There're a hundred cups in this room!" (p. 119)		
4. The candles burned lower and lower, and the light danced over many faces of Lord watching him. (p. 120)		
5. Harry moved his aching hand over the envelope, which he felt like the thousandth time. (p. 120)		

Name \_\_\_\_\_

# ROUND CHARACTER Analysis

Think about how Hermione changes through this story. Write about the conflicts she faced, and then write about how these conflicts change her. Then, draw a portrait of her.

HERMIONE GRANGER

Conflicts she faced:

Portrait

How did these conflicts change her?

Name \_\_\_\_\_

# Potter Personification

- Read each of the quotes from *Harry Potter and the Chamber of Secrets* below.
- Determine what is being personified. First, CIRCLE what is being personified. Then, UNDERLINE its human-like attribute, emotion, or action.
- For #10, find your own example of personification in the text. CIRCLE and UNDERLINE just like you did for #1-9.
- In the very bottom box, draw an illustration for your favorite personification example from this page.

1. "Harry and Hermione supported Ron over the threshold into the one-roomed cabin which had an enormous bed in one corner, a fire crackling merrily in the other corner."
2. "It's a bit of mud to you, boy, but to me, it's an extra hour scrubbing!" shouted Filch, a drip shivering unpleasantly at the end of his bulbous nose.

He walked straight past the door, rattling invitingly with gold

allow, his heart doing a kind of

magic outside school," said Uncle

perfectly in Harry's pocket was

glittering with malice." Before the way the windshield wipers

rumbled off into the darkness,



# SETTINGS and EMOTIONS

Different settings evoke different emotions. Imagine yourself in each of the settings from the book below. Draw a picture of each setting. Write a brief description of the setting using the quotes, or your own words (or both). Then, write how it makes you feel.

Setting & Quote	Description	How it makes me feel
The Dursley house		

Name \_\_\_\_\_

# HARRY in the Flying Car

Being in the flying car causes Harry to have certain emotions. On the lines below, write textual evidence of words or phrases that show how he feels there. Based on the evidence you found, write what emotions Harry feels in his thought bubble.



NOTHING GRASS



\_\_\_\_\_

\_\_\_\_\_

\_\_\_\_\_


\_\_\_\_\_


\_\_\_\_\_


A sampling of the wide array of included Common Core aligned activities.


Word: **massive** Definition: extremely large


Word: **rapturously** Definition: ecstatically joyful


**massive** (adjective) extremely large 


**rapturously** (adverb) ecstatically joyful 

**taunting** (verb) provoking; teasing; mocking 

**falter** (verb) waver or hesitate 

**reverently** (adverb) with deep respect; admirably 

**valiant** (adjective) brave 

**Fiasco** (noun) disaster 

Vocabulary Words and Definitions Name \_\_\_\_\_

CHAPTER	PAGE #	WORD	DEFINITION
1: The Worst Birthday	2	massive	extremely large
	5	rapturously	ecstatically joyful
	8	taunting	provoking; teasing; mocking
2: Dobby's Warning	13	falter	waver or hesitate
	15	reverently	with deep respect; admirably
	16	valiant	brave
3: The Burrow	28	fiasco	disaster
	33	jaunty	lively; cheerful
	36	cheekily	saucily; boldly
4: At Flourish and Blotts	42	bombard	to attack
	49	gingerly	carefully
	50	prudent	wise
		sumptuous	lavish; splendid

Vocabulary Words and Definitions Name \_\_\_\_\_

CHAPTER	PAGE #	WORD	DEFINITION
1: The Worst Birthday	2	massive	
	5	rapturously	
	8	taunting	
2: Dobby's Warning	13	falter	
	15	reverently	
	16	valiant	
3: The Burrow	28	fiasco	
	33	jaunty	
	36	cheekily	
4: At Flourish and Blotts	42	bombard	
	49	gingerly	
	50	prudent	
5: The Whomping Willow	65	sumptuous	
	73	cajolingly	
	74	plummeting	
6: Gilderoy Lockhart	87	petrified	
	96	transfixed	
	98	jovially	
7: Mudbloods and Murmurs	104	exasperated	
	108	glowering	
	117	genially	
	123	morosely	

**Vocabulary Focus:**

- Three challenge words chosen for every chapter
- Complete Vocabulary List comes with and without definitions
- Vocabulary Word Wall Cards in full color
- Vocabulary Flashcards

8. Who is the smartest student in all of Harry's classes?

----- ○ -----

9. Who is the new Slytherin Seeker?

----- ○ -----

To solve the riddle below, read the numbers under each line. Go to that number on your answers to the questions above. Put the circled letter of the answers on the numbered lines below.

### HOW DOES A COMPLIMENT

2 8 4 5

## Solve the RIDDLE

Chapters 1-6

Name \_\_\_\_\_

Answer the questions about the story to solve the riddle.

1. Who is Harry's best friend?

----- ○ -----

2. Who is too shy to speak to Harry?

----- ○ -----

3. What must the Weasleys banish from their garden?

----- ○ -----

4. Where does Harry arrive after he uses Floo powder?

----- ○ -----

5. Who leads Harry out of Knockturn Alley?

----- ○ -----

6. Who wrote the book Magical Me?

----- ○ -----

7. What is the nickname of the Weasleys' home?

----- ○ -----

## LEARNING LOG FOR Chapter \_\_\_\_\_

❖ **MAIN IDEA:** Write the main idea of this chapter in your own words.

❖ **DETAILS:** Write two details from the chapter you just read.

1. \_\_\_\_\_

❖ **CHARACTER ANALYSIS:** Choose a character. Write about one thing they said or did in the chapter you just read that you agreed or disagreed with. Justify your answer.

❖ **FIGURATIVE LANGUAGE:** Write one example of figurative language that you found in this chapter. Tell the type it is.

❖ **ILLUSTRATION:** In the box, draw your favorite scene from this chapter.

6. Below, list three objects that might plummet.

\_\_\_\_\_  
\_\_\_\_\_  
\_\_\_\_\_

7. What might happen next in the situation below? Write your answer on the lines below.

Luis was taunting another student and the teacher overheard.

\_\_\_\_\_ reasonable answer.

\_\_\_\_\_ the \_\_\_\_\_

\_\_\_\_\_ ed to do gingerly.

\_\_\_\_\_

\_\_\_\_\_

\_\_\_\_\_

\_\_\_\_\_ ous

\_\_\_\_\_

\_\_\_\_\_

\_\_\_\_\_

\_\_\_\_\_

\_\_\_\_\_

\_\_\_\_\_

\_\_\_\_\_

\_\_\_\_\_

\_\_\_\_\_

\_\_\_\_\_

\_\_\_\_\_

\_\_\_\_\_

\_\_\_\_\_

\_\_\_\_\_

\_\_\_\_\_

\_\_\_\_\_

\_\_\_\_\_

\_\_\_\_\_

\_\_\_\_\_

\_\_\_\_\_

\_\_\_\_\_

\_\_\_\_\_

\_\_\_\_\_

\_\_\_\_\_

\_\_\_\_\_

## DICTIONARY DETECTIVE

Use a dictionary and answer the following vocabulary questions below.

1. Which word follows the same pattern as massive?

- swollen
- pleased
- small
- energetic

2. Which word below is a synonym for jaunty?

- a. cheerful
- b. mysterious
- c. inspiring

\_\_\_\_\_ best completes the following sentence.  
The soldiers were given medals of honor.

\_\_\_\_\_ complete sentence, and write it below.

\_\_\_\_\_ word prudent below.

\_\_\_\_\_

\_\_\_\_\_

\_\_\_\_\_

\_\_\_\_\_

\_\_\_\_\_

\_\_\_\_\_

\_\_\_\_\_

\_\_\_\_\_

\_\_\_\_\_

\_\_\_\_\_

\_\_\_\_\_

\_\_\_\_\_

\_\_\_\_\_

\_\_\_\_\_

\_\_\_\_\_

NOTHING  
CLASS

Every 6 chapters includes all of the following unique tasks:

- Solve the Riddle: creative comprehension work
- Learning Log: additional standards focus
- Dictionary Detective: vocabulary practice

# ANSWER KEYS included!

14. How does Dobby gain his freedom at the end of the book?

---

---

---

---

---

---

---

---

❖ **PART 4: FOCUS STANDARD-CHARACTER ANALYSIS**

(RL 4.3/RL 5.3/RL 6.3)

15. Below, write the names of two characters. Write two character traits to describe each. Justify your character traits choices. Then, write whether they are round or flat. Justify your answers.

Character #1:	Character #2:
Character Traits:	Character Traits:
1. _____	1. _____
2. _____	2. _____
Justification:	Justification:
_____	_____
_____	_____
Round or Flat?	Round or Flat?
_____	_____
Justification:	Justification:
_____	_____
_____	_____
_____	_____

## HARRY POTTER AND THE CHAMBER OF SECRETS

Assessment #3: Chapters 13-18

❖ **PART 1: VOCABULARY MATCHING**

Draw lines that match the word on the left with their proper definitions on the right.

- |                   |                        |
|-------------------|------------------------|
| 1. hoodwink       | A. annoying; tiresome  |
| 2. mutinous       | B. rebellious          |
| 3. glib           | C. deceived or tricked |
| 4. irksome        | D. cheerful            |
| 5. apprehensively | E. rowdy; disorderly   |
| 6. buoyant        | F. uneasily            |

❖ **PART 2: COMPREHENSION MULTIPLE CHOICE**

Choose the best answer for each question below.

- Why was Hagrid expelled from school?
  - He broke too many school rules.
  - He was thought to have opened the Chamber of Secrets.
  - He performed magic outside of school.
  - He admitted that he was the father of a dragon.
- Who gets taken into the Chamber of Secrets?
  - Percy Weasley.
  - Molly Weasley.
  - Granger Weasley.
  - Penelope Clearwater.

NOTHING BUT CLASS

- How do Ron and Harry escape from Aragog?
  - Fang rescues them.
  - The flying car rescues them.
  - Hagrid rescues them.
  - They run away.
- What is Fawkes' magical power?
  - Its saliva can heal.
  - Its tears can heal.
  - It delivers battle weapons.
  - It sings deadly songs.
- What happens to Lockhart?
  - He is fired from Hogwarts.
  - He loses his memory.
  - He is killed by the Basilisk.
  - He is taken by Tom Riddle.

Which of the following statements is NOT a similarity between Tom Riddle and Harry Potter?

- They were both born from Muggle mothers.
- They were both raised by Muggles.
- They are both orphans.
- They are both Parselmouths.

**COMPREHENSION SHORT ANSWER**

Answer the following questions in complete sentences.

1. Explain how Harry defeats Tom Riddle in the Chamber of Secrets.

---

---

---

---

---

---

---

---

### 3 Assessments included!

- One each for Chapters 1-6, 7-12, and 13-18
- Each contains:
  - ✓ Vocabulary
  - ✓ Comprehension multiple choice
  - ✓ Comprehension short answer
  - ✓ Standards focus section

## About this Novel Study

### INTRODUCTION

This novel study is laid out for you in a way that pushes students to not only become better readers and writers, but to also gain a deep understanding of major skills for reading literature.

Thus, this novel study is divided into three main sections. Each section has a Unit Map. This map gives you a snapshot of:

- Chapters of the book to be studied in the section
- Focus standard and the provided resources for it
- Assessment components
- A list of additional resources

Following the Unit Map, you will find the Table of Contents that enable you to navigate easily.

All answer keys immediately follow the student work.

### ABOUT THE CHAPTER WORK

1. **Quickwrite:** Have the students free-write here BEFORE they get their minds warmed up and thinking in the direction of the questions. This also helps them to connect the concepts to themselves.
2. **Vocabulary:** You may choose to do this before or after the quickwrite. You can also do this with the students beforehand, to keep an eye out for the new words we have learned.
3. **T/F, Sequencing, or Multiple Choice**
4. **Focus Standard Question:** This question focuses on such as character analysis, figurative language, or setting.
5. **Comprehension and Analysis:** You will find that these levels of Bloom's Taxonomy, so are optimal for different levels of students. You can choose just a couple for your students to focus on.
6. **Beyond:** Here, you will find a question or activity that goes beyond the text. It is a question or activity that is deeply about a concept related to the chapter, why it is important, or what it means. It can be a writing prompt, or a creative writing prompt.

## Table of Contents SECTION 1: CHAPTERS 1-6

Resource	Pages
Section 1 Cover Page	40
Chapter 1: The Worst Birthday	41-42
Chapter 2: Dobby's Warning	43-44
Chapter 3: The Burrow	45-46
Chapter 4: At Flourish and Blotts	47-48
Chapter 5: The Whomping Willow	49-50
Chapter 6: Gilderoy Lockhart	51-52
Answer Key for Chapter Work	53-58
Setting Anchor Charts	59-60
Setting: The Five Senses-Knockturn Alley (Ch. 4)	
Setting: The Five Senses-In a Flying Car (Ch. 5)	
Settings and Emotions (Ch. 1-5)	
Setting Activity: Ron's Room at the Burrow (Ch. 3)	
Setting Activity: Knockturn Alley (Ch. 4)	
Setting Activity: Diagon Alley (Ch. 4)	
Setting Activity: In a Flying Car (Ch. 5)	
Setting Activity: Snape's Office (Ch. 5)	
Harry's Room at the Dursley House	
Harry in the Flying Car	
Setting Snapshot	
Assessment #1	
Assessment #1 Answer Key	
Solve the Riddle	
Dictionary Detective	
Learning Log Version 1	

PREVIEW ONLY

### Unit Map SECTION 1: CHAPTERS 1-6

Chapter	Focus Standard Resources	Assessment	Additional Activities
1: The Worst Birthday		Assessment #1	
2: Dobby's Warning	Focus Standard: Setting ✓ RL 4.3 ✓ RL 5.3 ✓ RL 6.3	<ul style="list-style-type: none"> <li>♦ Vocabulary</li> <li>♦ massive</li> <li>♦ rapturously</li> <li>♦ taunting</li> <li>♦ father</li> <li>♦ reverently</li> <li>♦ valiant</li> <li>♦ fiasco</li> <li>♦ jaunty</li> </ul>	
3: The Burrow	1: Setting Anchor Charts 2: Setting: The Five Senses-Knockturn Alley (Ch. 4) 3: Setting: The Five Senses-In a Flying Car (Ch. 5) 4: 5: Settings and Emotions (Ch. 1-5)	<ul style="list-style-type: none"> <li>♦ cheekily</li> <li>♦ bombard</li> <li>♦ gingerly</li> <li>♦ prudent</li> <li>♦ sumptuous</li> <li>♦ capingly</li> <li>♦ plummeting</li> <li>♦ petrified</li> <li>♦ transfixed</li> <li>♦ jovially</li> </ul>	<ol style="list-style-type: none"> <li>1: Solve the Riddle</li> <li>2: Dictionary Detective</li> <li>3: Learning Log Version 1</li> </ol>
4: At Flourish and Blotts	5: Setting Activity: Ron's Room at the Burrow (Ch. 3) 6: Setting Activity: Knockturn Alley (Ch. 4)		
5: The Whomping Willow	7: Setting Activity: In a Flying Car (Ch. 5) 8: Setting Activity: Snape's Office (Ch. 5)	<ul style="list-style-type: none"> <li>♦ Comprehension</li> <li>♦ Chapters 1-6</li> </ul>	
6: Gilderoy Lockhart	9: Setting Snapshot	<ul style="list-style-type: none"> <li>♦ Standard</li> <li>♦ Setting (RL 4.3/RL 5.3/RL 6.3)</li> </ul>	

## STUDENT CHAPTER PACKET ANSWER KEY

### Chapter 1: The Worst Birthday

(page 1)

**Quickwrite:** Answers will vary.

**Vocabulary:**

1. massive
2. taunting
3. rapturously

**True or False:**

1. F
2. T
3. F
4. T
5. T

**Figurative Language:** "Uncle Vernon sat back down, breathing like a winded rhinoceros and watching Harry closely out of the corners of his small, sharp eyes." (p. 3)

(page 2)

**Comprehension and Analysis:**

Harry is feeling extremely gloomy because it is his birthday, and no one has even acknowledged it. He is upset that none of his friends from Hogwarts have written to him. Additionally, he is feeling angry because the Dursleys hate him, and he wants to be back at Hogwarts where he belongs.

Mr. Dursley is planning on having a potential client over for dinner. Aunt Petunia is to cook and be a gracious hostess. Dudley is to compliment the client and be a perfect gentleman. Harry is to be in his room and be absolutely silent.

3. Think one of Harry's friends is there. Maybe they have come to visit him. (Answers will vary.)

**Standard:** Answers will vary.

NOTHING BUT CLASS

## Easy Planning & Low Prep:

- Tables of Contents
- Unit maps
- Teacher instructions
- All Answer keys included

Name \_\_\_\_\_

# Culminating Project Choices

Now that you have completed *Harry Potter and the Chamber of Secrets*, choose one (or more) of these final projects to do!

- MYTHICAL CREATURES:** Write a thorough informative description of each mythical creature in the book. Draw a detailed picture of each. The mythical creatures include but are not limited to: Fawkes the phoenix, Aragog the spider, the basilisk, and Dobby the elf.
- THE PRISONER OF AZKABAN:** Read the next book in the series, called *Harry Potter and the Prisoner of Azkaban*. Write a summary about what happens in that book, along with several illustrations to highlight important parts of the story.
- DEAR DIARY:** Choose a character in the book. Write about events in the book from their point of view, in the form of several diary entries. Be sure to write in first person, and to include your chosen character's thoughts, emotions, and opinions.
- PLAYWRIGHT:** Choose your favorite scene(s) from the story. Write it in the form of a play. Either record it to show to the class, or perform it in front of the class!
- BOARD GAME:** Create a board game which is themed around the novel. Be creative!
- NEWS INTERVIEW:** Imagine you are interviewing characters from the novel. Write a news report, or perform it in front of the class, or perform it in front of the class.
- NEWSPAPER:** Write a complete newspaper. Include some articles, a comic strip, and other newspaper parts you can think of!
- MOVIE POSTER:** Design a movie poster for the novel.
- CHARACTER ART:** Create sculpt material you choose. You could use clay, toys, sticks, or anything you can think of!
- MAGICAL OBJECT COMMERCIAL:** Choose a magical object from the novel and create a commercial to try to sell it. Examples include: the car, mandrakes, polyjuice potion, etc.

My Choice: \_\_\_\_\_

My Grade: \_\_\_\_\_

Comments: \_\_\_\_\_

## HARRY POTTER & THE CHAMBER OF SECRETS

By J.K. Rowling  
Reference Bookmark

**PLOT**  
Someone is turning Hogwarts students into stone. It's a race against time to figure out who is doing it and why.

**SETTING**  
The story mostly takes place at Hogwarts.

- CHARACTERS**
- Harry-the boy who lived.
  - Ron-Harry's best friend.
  - Hermione-Ron and Harry's smartest friend.
  - Dumbledore-headmaster of Hogwarts.
  - Voldemort-the most evil dark wizard.
  - Snape-the Potions professor that seems to hate Harry.
  - Dobby-a house elf.
  - Hagrid-Hogwarts Groundskeeper.
  - Malfoy-another student at Hogwarts who hates Harry.
  - Lockhart-professor of Defense against the Dark Arts.
  - Ginny-Ron's little sister.

## HARRY POTTER & THE CHAMBER OF SECRETS

By J.K. Rowling  
Reference Bookmark

**PLOT**  
Someone is turning Hogwarts students into stone. It's a race against time to figure out who is doing it and why.

**SETTING**  
The story mostly takes place at Hogwarts.

- CHARACTERS**
- Harry-the boy who lived.
  - Ron-Harry's best friend.
  - Hermione-Ron and Harry's smartest friend.
  - Dumbledore-headmaster of Hogwarts.
  - Voldemort-the most evil dark wizard.
  - Snape-the Potions professor that seems to hate Harry.
  - Dobby-a house elf.
  - Hagrid-Hogwarts Groundskeeper.
  - Malfoy-another student at Hogwarts who hates Harry.
  - Lockhart-professor of Defense against the Dark Arts.
  - Ginny-Ron's little sister.

## HARRY POTTER & THE CHAMBER OF SECRETS

By J.K. Rowling  
Reference Bookmark

**PLOT**  
Someone is turning Hogwarts students into stone. It's a race against time to figure out who is doing it and why.

**SETTING**  
The story mostly takes place at Hogwarts.

- CHARACTERS**
- Harry-the boy who lived.
  - Ron-Harry's best friend.
  - Hermione-Ron and Harry's smartest friend.
  - Dumbledore-headmaster of Hogwarts.
  - Voldemort-the most evil dark wizard.
  - Snape-the Potions professor that seems to hate Harry.
  - Dobby-a house elf.
  - Hagrid-Hogwarts Groundskeeper.
  - Malfoy-another student at Hogwarts who hates Harry.
  - Lockhart-professor of Defense against the Dark Arts.
  - Ginny-Ron's little sister.

## A Novel Study

# HARRY POTTER & THE CHAMBER OF SECRETS

By J.K. Rowling

## HARRY POTTER & THE CHAMBER OF SECRETS

By J.K. Rowling  
Reference Bookmark

**PLOT**  
Someone is turning Hogwarts students into stone. It's a race against time to figure out who is doing it and why.

**SETTING**  
The story mostly takes place at Hogwarts.

- CHARACTERS**
- Harry-the boy who lived.
  - Ron-Harry's best friend.
  - Hermione-Ron and Harry's smartest friend.
  - Dumbledore-headmaster of Hogwarts.
  - Voldemort-the most evil dark wizard.
  - Snape-the Potions professor that seems to hate Harry.
  - Dobby-a house elf.
  - Hagrid-Hogwarts Groundskeeper.
  - Malfoy-another student at Hogwarts who hates Harry.
  - Lockhart-professor of Defense against the Dark Arts.
  - Ginny-Ron's little sister.

PREVIEW



### Extras included:

- Two sided student reference bookmarks
- Culminating Project Choices
- Cover pages and dividers



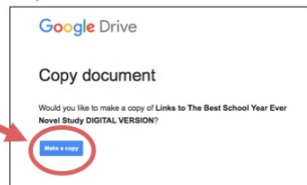
# Instructions

for Google Drive File

1. You will need Internet access and a Google™ account (which is free).
2. Click on the link below. You will be prompted to make a copy of a Google™ document called "Links to Harry Potter and the Sorcerer's Stone Novel Study Digital Version." Click on the blue button that says "Make a Copy." That copy will be saved to your Google™ Drive. (All of the screenshots below are examples only. The text may differ, but it will look otherwise the same.)

[Harry Potter and the Sorcerer's Stone Novel Study Google™ Drive Version](#)

Click here first!



3. Inside of that document, you will see seven links. Click on each of the links. Immediately after clicking each link, you will be prompted again to make a copy of that document. Every time you click a link for a new document, click the blue button that says "Make a copy" in order to transfer that document to your own Google™ Drive account. (Therefore, you will need to repeat this process seven times, once per link.)



Click each of the links and make copies.

Note: If you have Google™ Drive accounts with multiple email addresses, make sure you take care which email address is selected in the top right corner of the screen, so you can easily find the files in the future.

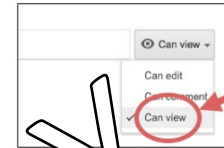
3. Go through each of your copied documents. Make any changes you want. For example, you can rearrange some of the student pages, or eliminate pages that you don't want to use.
4. Once you're ready, share the documents with your students if needed. Of course, students will need their own Google™ accounts. To share, open the document you want to share in your Google™ Drive. Then, click on the blue button in the upper right corner that says "Share."



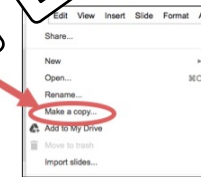
NOTHING  
but  
CLASS

©2014 Nothing but Class

5. Next, you will be prompted to enter the students' e-mail addresses. Be sure to mark your shared document as "Can View," which is a drop down menu on the right-hand side of where you type the e-mail addresses. "Can Edit" will likely be the default selection, so you will need to change it.




6. Students will need to make their own copies since they can't edit your documents. Their own copies will then get saved into their own Google™ Drives. In order to make their own copies, students will need to click the links in their e-mails, which will open whatever document you shared with them in Google™ Drive. Students will need to click "File," and then "Make a copy," in the upper left corner.



ONLY

A box will pop up like the one below. Students can change the name of their copied documents to something of your choosing, so that it is not confusing when they share their document back with you. After they hit OK, the document will be saved into their own Google™ Drives.



Students will rename their copied documents here.

7. Students will be able to access the documents. Changes that students make to their documents will be saved to their own Google™ Drives, etc.
8. Students may share their work with their friends, etc.
9. Don't forget that you do not need to print out the Google Slides files as hard copies (such as books), etc.

Your purchase includes both the PAPER version and the GOOGLE™ version of this novel study.

## BONUS Paperless Version included!

- Compatible with Google Drive & Google Classroom
- Within this product are easy instructions for how to get started right away!

# Why do it digital?

- ✓ No paper or pencil
- ✓ No wasting ink
- ✓ Students work directly in the file
- ✓ Incorporate technology
- ✓ Improve student writing
- ✓ High student engagement
- ✓ Renewed student interest
- ✓ Access anywhere
- ✓ College readiness
- ✓ Also printable
- ✓ Full color

PREVIEW ONLY

This screenshot shows a digital novel study page for 'Chapter 1: The Boy Who Lived'. The page includes a title, a green text box with a question: 'GUIDED WRITING: What is the best celebration you can remember? What were you celebrating? How did you feel?', and a cartoon illustration of a man. Below this are two sections: 'Vocabulary' with three numbered sentences for students to fill in, and 'True or False' with five numbered statements to be marked as True (T) or False (F). A 'NOTHING CLASS' watermark is visible on the right side.

This screenshot shows a digital novel study page titled 'Character Responses'. It includes a 'Name' field and a set of instructions: 'Below write about 3 events or challenges in the story. Then, write about a chosen character's response to each event or challenge. Finally write what that reaction tells you about the character.' The page features a table with three columns: 'Event or Challenge', 'Character Response', and 'What this tells me'. Each column has three rows of colored boxes (blue, green, and yellow) for student input.

**MORE about the GOOGLE version...**

- Novel study pages are available in "Google Slides" with text boxes, for students to type into.
- Please note that the novel study itself is not editable. This version simply offers students the opportunity to access the unit via Google Drive, so they may type and draw directly onto the pages on their computers or tablets.
- Though the pages themselves are not editable, you may delete or reorganize the pages as needed.
- See sample screenshots on the right for a clear idea of what this looks like.

# Table of Contents

RESOURCE	PAGES
About this Novel Study	3-4
Novel Study Cover Page	5
Student Reference Bookmarks	6-7
Vocabulary Words with definitions	8-9
Vocabulary Words without definitions	10-11
Vocabulary Words with definitions <i>† no page numbers</i>	12-13
Vocabulary Words without definitions <i>† no page numbers</i>	14-15
Vocabulary Word Wall Cards	16-22
Vocabulary Flashcards	23-36
Culminating Project Choices	37
Section 1 (Chapters 1-6) • <i>Focus Standard: Setting</i>	38-96
Section 2 (Chapters 7-12) • <i>Focus Standard: Figurative Language</i>	97-148
Section 3 (Chapters 13-18) • <i>Focus Standard: Character Analysis</i>	149-199
Terms of Use, you may like..., Artist Credit	200-202

PREVIEW ONLY



Follow Me **FOR MORE RESOURCES LIKE THIS!**

Don't forget to leave a rating for TpT credits!

<https://www.teacherspayteachers.com/Store/Nothing-but-Class>

# Chapter 1: THE WORST BIRTHDAY

- ❖ **QUICKWRITE:** Think about your next birthday. How old will you turn? How would you like to celebrate it?

---

---

---

---


---

---

- ❖ **VOCABULARY:** Fill in the blanks.

1. The \_\_\_\_\_ man towered over everyone, but despite his \_\_\_\_\_ size, he was gentle and friendly.
2. My competitive brother always \_\_\_\_\_ me after he won games.
3. The kids gazed \_\_\_\_\_ at their brand new puppy, and then they enthusiastically thanked their parents for such a great gift.

massive  
rapturously  
taunting



- ❖ **TRUE OR FALSE:** Mark T for True and F for False.

1. Dudley is not afraid of magic. \_\_\_\_\_
2. Hedwig is locked up in a cage. \_\_\_\_\_
3. Harry has received many letters from Ron and Hermione over the summer. \_\_\_\_\_
4. Vernon Dursley is having an important dinner meeting. \_\_\_\_\_
5. Harry spends his birthday doing chores, alone. \_\_\_\_\_

- ❖ **FIGURATIVE LANGUAGE:** Write an example of figurative language from the text here.

---

---

---

---

NOTHING  
but  
Class

❖ **COMPREHENSION AND ANALYSIS:** Answer the questions in complete sentences.

1. Why is Harry feeling extremely gloomy in this chapter? Name at least three reasons.

---

---

---

---

---

2. Explain Mr. Dursley's plans for dinner. Include each family member's role in his plans, including Harry's role.

---

---

---

---

---

3. The last sentence of the chapter says that there is someone sitting on Harry's bed. Who do you suppose is sitting there, and why do you think he/she is there?

---

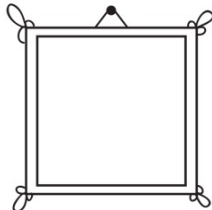
---

---

---

---

❖ **BEYOND:** Choose one of the characters from the story. Draw a picture of him or her. Write your opinion of him or her.



---

---

---

NOTHING  
but  
CLASS

Name \_\_\_\_\_

# Write about the Character

Draw a picture of each character written below, in the blank boxes. Then, write a sentence containing your choice of figurative language about each character in the provided space.

HARRY POTTER	RONALD WEASLEY
<i>Illustration:</i>     	<i>Illustration:</i>     
<i>Figurative Language Sentence:</i>   	<i>Figurative Language Sentence:</i>   
HERMIONE GRANGER	DRACO MALFOY
<i>Illustration:</i>     	<i>Illustration:</i>     
<i>Figurative Language Sentence:</i>   	<i>Figurative Language Sentence:</i>   

PREVIEW ONLY

NOTHING  
but  
CLASS