

# ANSWER KEYS included!

14. Explain why Mr. Malfoy and Mr. Weasley get into a fight, while the families are shopping at Flourish and Blotts.

---

---

---

---

---

---

---

9. How do Ron and Harry escape from Aragog?
  - a. Fang rescues them.
  - b. The flying car rescues them.
  - c. Hagrid rescues them.
  - d. They run away.
10. What is Fawkes' magical power?
  - a. Its saliva can heal.
  - b. Its tears can heal.
  - c. It delivers battle weapons.
  - d. It sings deadly songs.
11. What happens to Lockhart?
  - a. He is fired from Hogwarts.
  - b. He loses his memory.
  - c. He is killed by the Basilisk.
  - d. He is taken by Tom Riddle.

Which of the following statements is NOT a similarity between Tom Riddle and Harry Potter?

- a. They were both born from Muggle mothers.
- b. They were both raised by Muggles.
- c. They are both orphans.
- d. They are both Parselmouths.

### COMPREHENSION SHORT ANSWER

Answer the following questions in complete sentences.

Explain how Harry defeats Tom Riddle in the Chamber of Secrets.

---

---

---

---

---

---

---

## HARRY POTTER AND THE CHAMBER OF SECRETS

Assessment #3: Chapters 13-18

### ❖ PART 1: VOCABULARY MATCHING

Draw lines that match the word on the left with its proper definition on the right.

- |                   |                        |
|-------------------|------------------------|
| 1. hoodwink       | A. annoying; tiresome  |
| 2. mutinous       | B. rebellious          |
| 3. glib           | C. deceived or tricked |
| 4. irksome        | D. cheerful            |
| 5. apprehensively | E. rowdy; disorderly   |
| 6. buoyant        | F. uneasily            |

### ❖ PART 2: COMPREHENSION MULTIPLE CHOICE

Choose the best answer for each question below.

7. Why was Hagrid expelled from school?
  - a. He broke too many school rules.
  - b. He was thought to have opened the Chamber of Secrets.
  - c. He performed magic outside of school.
  - d. He admitted that he was a wizard.
8. Who gets taken into the Chamber of Secrets?
  - a. Percy Weasley.
  - b. Myrtle.
  - c. Ginny Weasley.
  - d. Penelope Clearwater.

NOTHING  
Class

## 3 Assessments included!

- One each for Chapters 1-6, 7-12, and 13-18
- Each contains:
  - ✓ Vocabulary
  - ✓ Comprehension multiple choice
  - ✓ Comprehension short answer

# Vocabulary Words and Definitions

Name \_\_\_\_\_

CHAPTER	PAGE #	WORD	DEFINITION
1: The Worst Birthday	2	massive	extremely large
	5	rapturously	ecstatically joyful
	8	taunting	provoking; teasing; mocking
2: Dobby's Warning	13	falter	waver or hesitate
	15	reverently	with deep respect; admirably
	16	valiant	brave
3: The Burrow	28	fiasco	disaster
	33	jaunty	lively, cheerful
	36	cheekily	saucily; boldly
4: At Flourish and Blotts	42	bombard	to attack
	49	gingerly	carefully
	50	prudent	wise
5: The Whomping Willow	65	sumptuous	lavish; splendid
	73	cajolingly	coaxingly
	74	plummeting	plunging downward
6: Gilderoy Lockhart	87	petrified	terrified
	96	transfixed	held motionless with amazement
	98	jovially	heartily and joyfully
7: Mudbloods and Murmurs	104	exasperated	extremely annoyed
	108	glowering	looking at someone with disapproval
	117	genially	warmly; cheerfully
8: The Deathday Party	123	morosely	gloomily
	127	intrigued	interested; curious
	138	bewildered	confused
9: The Writing on the Wall	148	stupor	a deep daze or mental apathy
	149	ludicrous	absurd; laughable; ridiculous
	151	guile	deceit; deception; trickery
10: The Rogue Bludger	174	inept	incompetent
	176	vigorously	enthusiastically
	179	meddle	interfere

Harry Potter and the Chamber of Secrets by J.K. Rowling  
Page numbers are for the First Scholastic Trade paperback printing, September 2000

# Vocabulary Words and Definitions

Name \_\_\_\_\_

CHAPTER	PAGE #	WORD	DEFINITION
1: The Worst Birthday	2	massive	
	5	rapturously	
	8	taunting	
2: Dobby's Warning	13	falter	
	15	reverently	
	16	valiant	
3: The Burrow	28	fiasco	
	33	jaunty	
	36	cheekily	
4: At Flourish and Blotts	42	bombard	
	49	gingerly	
	50	prudent	
5: The Whomping Willow	65	sumptuous	
	73	cajolingly	
	74	plummeting	
6: Gilderoy Lockhart	87	petrified	
	96	transfixed	
	98	jovially	
7: Mudbloods and Murmurs	104	exasperated	
	108	glowering	
	117	genially	
8: The Deathday Party	123	morosely	
	127	intrigued	
	138	bewildered	
9: The Writing on the Wall	148	stupor	
	149	ludicrous	
	151	guile	
10: The Rogue Bludger	174	inept	
	176	vigorously	
	179	meddle	

Page numbers are for the First Scholastic Trade paperback printing, September 2000

©2015, 2019 Nothing but Class

## Vocabulary Focus:

- Three challenge words chosen for every chapter
- Complete Vocabulary List comes with and without definitions
- Students are tested on these words on the tests

9. Why is Mrs. Weasley very angry with Fred, George, and Ron?
  - a. They performed a Memory charm on Dudley Dursley.
  - b. They used a flying car to rescue Harry.
  - c. They insulted Gilderoy Lockhart.
  - d. They are teasing Percy too much.
10. What is the purpose of Floo powder?
  - a. It transfigures wizards into animals.
  - b. It allows wizard to travel by fireplace.
  - c. It erases people's memories.
  - d. It reverses illegal charms.
11. As Harry watches, what does Mr. Malfoy do in Borgin and Burkes?
  - a. Buys the Hand of Glory for his son, Draco.
  - b. Arranges to sell some items to the store owner.
  - c. Confesses to working with Voldemort.
  - d. Buys a cursed shriveled head.
12. Why do Harry and Ron get injured in the flying car?
  - a. The flying car catches on fire.
  - b. The flying car crashes into the Whomping Willow.
  - c. The flying car crashes into the Forbidden Forest.
  - d. The flying car ejects them right into a stone wall at

❖ **PART 3: COMPREHENSION SHORT ANSWER**

Answer the following questions in complete sentences.

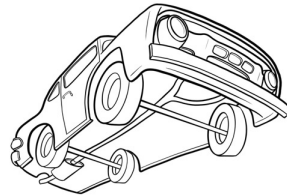
13. Why do Harry and Ron decide to take the flying car to Hogwarts than the Hogwarts Express? Why is this a poor decision?

Harry and Ron decide to take the flying car to Hogwarts because they get through the barrier at Platform 9 ¾. This is a poor decision because they end up getting in trouble by the teachers at Hogwarts as well as their parents. They are not allowed to fly the car, especially because they might see them. It is also dangerous, as evidenced by the fact that the car dies at the end of their trip and crashes into the Whomping Willow.

Assessment Packet

# HARRY POTTER & THE CHAMBER OF SECRETS

By J.K. Rowling



Name \_\_\_\_\_

## Easy Planning & Low Prep

- Table of Contents
- All Answer Keys included
- Assessment Packet Cover

## Table of Contents

RESOURCE	PAGES
Assessment Packet Cover Page	3
Vocabulary Words with definitions	4-5
Vocabulary Words without definitions	6-7
Vocabulary Words with definitions + <u>no page numbers</u>	8-9
Vocabulary Words without definitions + <u>no page numbers</u>	10-11
Assessment #1: Chapters 1-6	12-14
Assessment #2: Chapters 7-12	15-17
Assessment #3: Chapters 13-18	18-20
Assessment Answer Keys	21-29
Digital Version/Google Drive File	30-31
License, You may like..., Artist Credit	32-34



Follow Me FOR MORE RESOURCES LIKE THIS!

Don't forget to leave a rating for TpT credits!

[www.teacherspayteachers.com/Store/Nothing-but-Class](http://www.teacherspayteachers.com/Store/Nothing-but-Class)

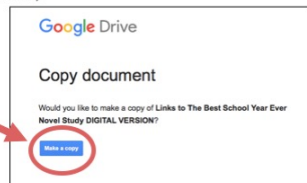
# Instructions

for Google Drive File

1. You will need Internet access and a Google™ account (which is free).
2. Click on the link below. You will be prompted to make a copy of a Google™ document called "Links to Harry Potter and the Sorcerer's Stone Novel Study Digital Version." Click on the blue button that says "Make a Copy." That copy will be saved to your Google™ Drive. (All of the screenshots below are examples only. The text may differ, but it will look otherwise the same.)

[Harry Potter and the Sorcerer's Stone Novel Study Google™ Drive Version](#)

Click here first!



3. Inside of that document, you will see seven links. Click on each of the links. Immediately after clicking each link, you will be prompted again to make a copy of that document. Every time you click a link for a new document, click the blue button that says "Make a copy" in order to transfer that document to your own Google™ Drive account. (Therefore, you will need to repeat this process seven times, once per link.)



Click each of the links and make copies.

Note: If you have Google™ Drive accounts with multiple email addresses, make sure you take care which email address is selected in the top right corner of the screen, so you can easily find the files in the future.

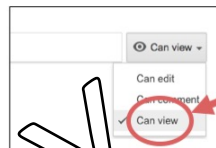
3. Go through each of your copied documents. Make any changes you want. For example, you can rearrange some of the student pages, or eliminate pages that you don't want to use.
4. Once you're ready, share the documents with your students if needed. Of course, students will need their own Google™ accounts. To share, open the document you want to share in your Google™ Drive. Then, click on the blue button in the upper right corner that says "Share."



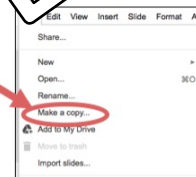
NOTHING  
but  
CLASS

©2014 Nothing but Class

5. Next, you will be prompted to enter the students' e-mail addresses. Be sure to mark your shared document as "Can View," which is a drop down menu on the right-hand side of where you type the e-mail addresses. "Can Edit" will likely be the default selection, so you will need to change it.




6. Students will need to make their own copies since they can't edit your documents. Their own copies will then get saved into their own Google™ Drives. In order to make their own copies, students will need to click the links in their e-mails, which will open whatever document you shared with them in Google™ Drive. Students will need to click "File," and then "Make a copy," in the upper left corner.



ONLY

A box will pop up like the one below. Students can change the name of their copied documents to something of your choosing, so that it is not confusing when they share their document back with you. After they hit OK, the document will be saved into their own Google™ Drives.



Students will rename their copied documents here.

7. Students will be able to access the documents through their e-mail addresses, etc.
8. Students may share their work with their friends, etc.
9. Don't forget that you do not need to print out the Google Slides files as hard copies (such as books).

Your purchase includes both the **PAPER** version and the **GOOGLE™** version of this resource.

## BONUS Paperless Version included!

- Compatible with Google Drive & Google Classroom
- Within this product are easy instructions for how to get started right away!

# Why do it digital?

- ✓ No paper or pencil
- ✓ No wasting ink
- ✓ Students work directly in the file
- ✓ Incorporate technology
- ✓ Improve student writing
- ✓ High student engagement
- ✓ Renewed student interest
- ✓ Access anywhere
- ✓ College readiness
- ✓ Also printable
- ✓ Full color

PREVIEW ONLY

## MORE about the GOOGLE version...

- Resource pages are available in "Google Slides" with text boxes, for students to type into.
- Please note that the resource itself is not editable. This version simply offers students the opportunity to access the pages via Google Drive, so they may type and draw directly onto the pages on their computers or tablets.
- Though the content itself is not editable, you may delete or reorganize the pages as needed.
- See sample screenshots on the right for a clear idea of what this looks like.

The screenshot shows a digital assessment interface for 'The Magician's Nephew'. The top bar includes the title 'Digital Version: The Magician's Nephew Assessments' and a 'Share' button. Below the title is a menu with options like 'File', 'Edit', 'View', 'Insert', 'Format', 'Slide', 'Arrange', 'Tools', 'Add-ons', and 'Help'. The main content area displays a worksheet titled 'Part 5: Comprehension & Analysis Short Answer'. The worksheet includes a decorative border, a cartoon illustration of a boy in a brown suit, and several questions. Question 17 asks for a description of characters using at least three adjectives. Question 18 asks for an event from the story and its effects. Question 19 asks for a part of the story that evoked a strong emotion. Question 20 asks for a strength and weakness of a character. Each question has a 'Text Here' prompt and a set of horizontal lines for writing. A watermark 'NOTHING BUT CLASS' is visible over the worksheet. The page number '3' is at the bottom right.

# HARRY POTTER AND THE CHAMBER OF SECRETS

## Assessment #1: Chapters 1-6

### ❖ PART 1: VOCABULARY MATCHING


Draw lines that match the words on the left with their proper definitions on the right.

- |              |                      |
|--------------|----------------------|
| 1. massive   | A. lively; cheerful  |
| 2. jaunty    | B. disaster          |
| 3. fiasco    | C. extremely large   |
| 4. petrified | D. waver or hesitate |
| 5. valiant   | E. brave             |
| 6. falter    | F. terrified         |

### ❖ PART 2: COMPREHENSION MULTIPLE CHOICE

Choose the best answer for each question below.

7. What is a goblin?
- A house elf.
  - A Gringotts goblin.
  - A dwarf.
  - An old wizard.
8. What is Dobby's warning to Harry?
- Hermione is a Dark Wizard.
  - Voldemort wants to kill Harry.
  - Harry should not return to Hogwarts.
  - Malfoy wants to harm Harry.



9. Why is Mrs. Weasley very angry with Fred, George, and Ron?
- a. They performed a Memory charm on Dudley Dursley.
  - b. They used a flying car to rescue Harry.
  - c. They insulted Gilderoy Lockhart.
  - d. They are teasing Percy too much.
10. What is the purpose of Floo powder?
- a. It transfigures wizards into animals.
  - b. It allows wizard to travel by fireplace.
  - c. It erases people's memories.
  - d. It reverses illegal charms.
11. As Harry watches, what does Mr. Malfoy do in Bergrin and Boreas?
- a. Buys the Hand of Glory for his son, Draco.
  - b. Arranges to sell some items to the store owner.
  - c. Confesses to working with Voldemort.
  - d. Buys a cursed shriveled head.
12. Why do Harry and Ron get injured by the flying car?
- a. The flying car crashes on a tree.
  - b. The flying car crashes into the Whomping Willow.
  - c. The flying car crashes into the Forbidden Forest.
  - d. The flying car ejects them right into a stone wall at Hogwarts.

❖ **PART 3: COMPREHENSION SHORT ANSWER**

Answer the following questions in complete sentences.

13. Why do Harry and Ron decide to take the flying car to Hogwarts, rather than the Hogwarts Express? Why is this a poor decision?

---

---

---

---

---

---

---

---

NOTHING  
but  
CLASS

14. Explain why Mr. Malfoy and Mr. Weasley get into a fight, while the families are shopping at Flourish and Blotts.

---

---

---

---

---

---

---

---

PREVIEW ONLY