

THEME

KEY IDEA: REFLECT ON STORIES TO LEARN FROM THEM.

- **Theme**-the underlying major meanings in a story.
- **Lesson**-what the character(s) and/or readers learn through a story.

Think about...

- What the characters learn
- What you learn
- How the story relates to your life



OPINION WRITING & POINT OF VIEW

KEY IDEA 1: DIFFERENT CHARACTERS HAVE DIFFERENT OPINIONS.

KEY IDEA 2: ENGAGE WITH THE STORY BY FORMING YOUR OWN OPINIONS.

Think about...

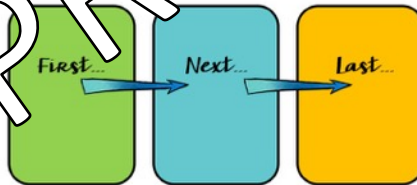
- How and why characters disagree
- What you would do in tough situations
- Which characters you agree with and why
- Reasons for your opinions
- How characters' points of view



PLOT

KEY IDEA: UNDERSTAND THE PLOT TO SEE HOW THE STORY UNFOLDS.

- **Plot**-the events of the story.
- **Conflict**-the struggles or problems in a story.
- **Obstacles**-what gets in the way of a character's goal.
- **Causes**-events that make other events occur.
- **Effects**-events that occur as a result of other events.



CHARACTER ANALYSIS

KEY IDEA: EXAMINE CHARACTERS IN MULTIPLE WAYS TO UNDERSTAND THEM.

Think about...

- Their words and actions
- Their interactions with others
- Their reactions to major events
- How they are like or unlike others
- How they are like or unlike you
- How and why they change
- Their points of view and opinions



Tackles 5 main Common Core standards:

- Theme, Plot, Character Analysis, Opinion Writing, and Point of View
- Each section comes with an anchor poster and several activities
- Posters included in color and b/w

Name _____

Response to Literature: Theme

What do you think is the biggest lesson that can be learned from this story? Write the lesson below. Write a paragraph explaining the lesson, and explaining why that lesson can be learned from the story. Then, illustrate your writing.

Name _____

PLOT: Main Events

What are the main events in the chapter you have just read? Draw a picture for each, and write accompanying text. At the bottom, give this chapter a different title that you think is fitting.



First, _____

Next, _____

Name _____

LESSONS LEARNED

Different characters learn different lessons in this story. Think about each of the characters listed below. Write what lesson(s) you think they may have learned through the story.

CHARACTERS	LESSON(S) LEARNED
Harry Potter 	
Ron Weasley 	

Name _____

Themes & Lessons

Think about the major themes written in the boxes below. Write related lessons that can be learned from the story, in each of the connecting boxes.

```

graph TD
    T1[Theme: Friendship] --> L1[Lesson]
    T1 --> L2[Lesson]
    T2[Theme: Revenge] --> L3[Lesson]
    T2 --> L4[Lesson]
  
```

Name _____

Thematic Thoughts

What are two morals or lessons that can be learned from the story? Write the lessons in the arrow signs below. Then, write a paragraph explaining why one of the lessons can be learned from the story. Next, write how one of the lessons can be applied to your own life. Finally, in the box below, illustrate one of the lessons that you wrote about.

Lesson 1

Lesson 2

View if applies to me

Name _____

?? WHAT WOULD I DO?

Think of three times in the story that you disagreed with what a character did. Write the characters' names and what they did. Then, write what you would have done instead.

WHAT THE CHARACTER DID	WHAT I WOULD HAVE DONE

Name _____

HARRY'S CONFLICTS

Harry encounters many conflicts, or problems, in these chapters. In the space below, write about Harry's conflicts. Then, write about how the conflicts get resolved. If a conflict is not resolved, explain why.

#	CONFLICTS	RESOLUTIONS
1		
2		
3		
4		

Name _____

Revenge on Sirius Black

Reread Harry's conversation with Ron and Hermione in Chapter 11, on pages 211-216. First, explain Harry's opinion in detail in the space below. Then, explain Ron and Hermione's opinion in detail. Finally, explain your own opinion.


Harry's Opinion	Ron and Hermione's Opinion

Name _____


RON VS. HERMIONE

In several situations in these chapters, Ron and Hermione have opposing opinions. In the appropriate thought bubbles below, write about all of their opposing opinions.

RON



HERMIONE



Common Core codes are listed on the bottom of each activity.


A sampling of the wide array of included Common Core aligned activities.

TEACHER INSTRUCTIONS: Character Analysis Cards

Copy the Character Analysis Cards front to back. Cut them into cards. The cards come in both color and b/w versions, so you can choose which work best for you. I have included an answer key which gives examples of answers, but students' answers may vary.

Here are some ways you can use these Character Analysis Cards:

- Give each student a set of character cards and a Ziploc bag to store them in. Have the students work on them individually throughout your novel study, as they get to know each character. This could be great for them to do as an early finisher activity.
- Make it into a partner or group activity at the end of the novel. Give each group one card. Give the group time to complete their card. Then, have each group share out their results. Display the group work in a bulletin board.
- At certain points throughout the story (it is up to your discretion), complete character cards as a whole class, using them as mini-lessons to constantly review how to analyze characters.
- Rotate the cards throughout your students. When a card gets to a student, he/she is responsible for adding something to the card that hasn't already been added.
- Use the fronts of the cards to introduce characters to the students. Fill out the backs together, as you read.



DRACO MALFOY	FRED & GEORGE WEASLEY
PROFESSOR TRELAWNEY	RUBEUS HAGRID

Name _____

Would You Rather...?

Think about each of the scenarios below. Circle your choices on the left. Then, explain your choices on the right.

Choice #1	...have faith? ...or have science?	Explanation
Choice #2	...do risky things? ...or only do safe things?	Explanation
Choice #3	...forgive? ...or get revenge?	Explanation
Choice #4	...know the... ...or be blindly ignorant?	Explanation

Name _____

Would You Rather...?

Think about each of the scenarios below. Circle your choices on the left. Then, explain your choices on the right.

Choice #1	...admit your wrongdoings? ...or hide your wrongdoings?	Explanation
Choice #2	...be a follower? ...or be a leader?	Explanation
Choice #3	...hide who you really are? ...or reveal who you are at the risk of rejection?	Explanation
Choice #4	...love but then lose someone? ...or never love that person at all?	Explanation

DESCRIPTION:	DESCRIPTION:
ACTIONS:	ACTIONS:
IMPORTANT QUOTES:	IMPORTANT QUOTES:
TRAITS:	TRAITS:
RELATIONSHIPS WITH OTHERS:	RELATIONSHIPS WITH OTHERS:
YOUR OPINION OF HIM/HER:	YOUR OPINION OF HIM/HER:

DESCRIPTION:	DESCRIPTION:
ACTIONS:	ACTIONS:
IMPORTANT QUOTES:	IMPORTANT QUOTES:
TRAITS:	TRAITS:
RELATIONSHIPS WITH OTHERS:	RELATIONSHIPS WITH OTHERS:
YOUR OPINION OF HIM/HER:	YOUR OPINION OF HIM/HER:

ANSWER KEY: Character Analysis Cards

*Answers may vary.

HARRY POTTER:
 Harry Potter is a young wizard who attends Hogwarts School of Witchcraft and Wizardry. He is brave, loyal, and kind. He has a strong sense of justice and is always ready to help his friends. He is also a bit of a rule-breaker and is often in trouble with the school authorities.

RONALD WEASLEY:
 Ronald Weasley is Harry's best friend and a Gryffindor. He is brave, loyal, and kind. He has a strong sense of justice and is always ready to help his friends. He is also a bit of a rule-breaker and is often in trouble with the school authorities.

HERMIONE GRANGER:
 Hermione Granger is Harry's best friend and a Gryffindor. She is smart, loyal, and kind. She has a strong sense of justice and is always ready to help her friends. She is also a bit of a rule-breaker and is often in trouble with the school authorities.

DRACO MALFOY:
 Draco Malfoy is a pure-blood wizard and a Slytherin. He is arrogant, cruel, and selfish. He has a strong sense of pride and is always ready to humiliate his enemies. He is also a bit of a rule-breaker and is often in trouble with the school authorities.

FRED & GEORGE WEASLEY:
 Fred and George Weasley are Harry's best friends and Gryffindors. They are mischievous, loyal, and kind. They have a strong sense of justice and are always ready to help their friends. They are also a bit of rule-breakers and are often in trouble with the school authorities.

PROFESSOR TRELAWNEY:
 Professor Trelawney is a witch and a Divination teacher at Hogwarts. She is nervous, glib, and often misunderstood. She has a strong sense of duty and is always ready to help her students. She is also a bit of a rule-breaker and is often in trouble with the school authorities.

RUBEUS HAGRID:
 Rubeus Hagrid is a half-giant and a Gryffindor. He is kind, loyal, and brave. He has a strong sense of justice and is always ready to help his friends. He is also a bit of a rule-breaker and is often in trouble with the school authorities.

Name _____

Would You Rather...?

Think about each of the scenarios below. Circle your choices on the left. Then, explain your choices on the right.

Choice #1	...live with hateful people? ...or be homeless?	Explanation
Choice #2	...fight for the truth? ...or accept lies but keep the peace?	Explanation
Choice #3	...have a pet rat? ...or have a pet cat?	Explanation
Choice #4	...save your money? ...or spend your money?	Explanation

Name _____

Would You Rather...?

Think about each of the scenarios below. Circle your choices on the left. Then, explain your choices on the right.

Choice #1	...know the future? ...or not know the future?	Explanation
Choice #2	...follow all of the rules? ...or break some rules sometimes?	Explanation
Choice #3	...face your fears? ...or avoid your fears?	Explanation
Choice #4	...do the minimum amount required? ...or be an over-achiever?	Explanation

Unique Projects & Activities:

- Character Analysis Cards with teacher instructions
- Would You Rather...?
 - 4 included (1 for each section of the book)
 - Forces students to think deeply about themes explored in the book

Name _____

Freewriting Journal

HARRY POTTER AND THE PRISONER OF AZKABAN

Chapters 17-22

Read the quote from the book. Write your response to it below. To help you get started, think through some of the questions below.

- How does the quote relate to the story?
- How does the quote apply to you?
- Do you agree or disagree with it?
- Does the quote remind you of something that happened in your own life?
- Why do you like or dislike this quote?
- How does the quote make you feel?

Name _____

Freewriting Journal

HARRY POTTER AND THE PRISONER OF AZKABAN

Chapters 1-5

Read the quote from the book. Write your response to it below. To help you get started, think through some of the questions below.

- How does the quote relate to the story?
- How does the quote apply to you?
- Do you agree or disagree with it?
- Does the quote remind you of something that happened in your own life?
- Why do you like or dislike this quote?
- How does the quote make you feel?

Name _____

Freewriting Journal

HARRY POTTER AND THE PRISONER OF AZKABAN

Chapters 11-16

Read the quote from the book. Write your response to it below. To help you get started, think through some of the questions below.

- How does the quote relate to the story?
- How does the quote apply to you?
- Do you agree or disagree with it?
- Does the quote remind you of something that happened in your own life?
- Why do you like or dislike this quote?
- How does the quote make you feel?

Name _____

Freewriting Journal

HARRY POTTER AND THE PRISONER OF AZKABAN

Chapters 6-10

Read the quote from the book. Write your response to it below. To help you get started, think through some of the questions below.

- How does the quote relate to the story?
- How does the quote apply to you?
- Do you agree or disagree with it?
- Does the quote remind you of something that happened in your own life?
- Why do you like or dislike this quote?
- How does the quote make you feel?

PREVIEW ONLY

“You think the dead we loved
ever truly leave us?”

Harry sat stunned for a moment
at the idea of someone having
their souls sucked out
through their mouth.
“He deserves to be dead suddenly.”

...that we don't recall
...clearly than ever
...of great trouble?”

They reached their
familiar, circular *dormitory*
with its five four-poster
... and Harry,
...ound, felt he was
AT LAST.

“That suggests that what
you fear most of all is-
FEAR.
Very wise, Harry.”

Freewriting Journals:

- Attractive quote posters provide springboards for students to free-write
- 4 included (1 for each section of the book)

Table of Contents

SECTION 4: CHAPTERS 17-22

Resource	Pages
Theme Anchor Posters	44-47
Themes and Lessons	
Theme Thoughts	
Lessons Learned	
Response to Literature: Theme	
Quote Poster & Freewriting Journal	
Would You Rather...?	

Table of Contents

SECTION 3: CHAPTERS 11-16

Resource	Pages
Opinion Writing & Point of View Anchor Posters	43-44
Revenge on Sirius Black	
Ron vs. Hermione	
Dear Diary...	
Points of View	
True Friendship	
Quote Poster & Freewriting Journal	
Would You Rather...?	

Table of Contents

SECTION 2: CHAPTERS 6-10

Resource	Pages
Character Analysis Anchor Posters	22-23
Character Analysis Cards	
Character Snapshot	
Character Comparison	
What Would I Do?	
Character Responses	
Quote Poster & Freewriting Journal	
Would You Rather...?	

Table of Contents

SECTION 1: CHAPTERS 1-5

Focus Standards	Resource	Pages
Plot	Plot Anchor Posters	4-10
	Main Events	11
	Plot: Main Events	12
	Comic Strip	13
	Harry's Conflicts	14-15
	Cause and Effect	
	Quote Poster & Freewriting Journal	
	Would You Rather...?	16

Table of Contents

Resource	Pages
About This Activity Pack	3
Student Packet Covers	4-5
Culminating Project Choices	6-7
Section 1: Chapters 1-5 • Focus Standard: Plot	8-20
Section 2: Chapters 6-10 • Focus Standard: Character Analysis	21-43
Section 3: Chapters 11-16 • Focus Standard: Opinion Writing & Point of View	44-54
Section 4: Chapters 17-22 • Focus Standard: Theme	60-73
Terms of Use	74
Artist Credit	75



FOLLOW ME for MORE resources like this!
DON'T FORGET TO LEAVE A RATING FOR TPT CREDITS!
www.teacherpayteachers.com/Store/Nothing-but-Class

About this Activity Pack

This activity pack is laid out for you in a way that pushes students to not only become better readers and writers, but to also gain a deep understanding of major Common Core standards.

Thus, it is divided into four main sections that cover specific portions of the novel. This Table of Contents, enabling you to navigate easily. The sections are:

- Section 1: Chapters 1-5: Focuses on Plot as Character Analysis as on Opinion Writing & Point of View as on Theme.
- Section 2: Chapters 6-10: Comes with a Quote Poster and Freewriting Journal, and a writing activity, enabling you to also have a writing component in your lesson.
- Section 3: Chapters 11-16: Follows the student versions.
- Section 4: Chapters 17-22: Freewriting Journal, Student Packet Covers for the end of the year.

Freewriting Journal

HARRY POTTER & THE PRISONER OF AZKABAN

By J.K. Rowling

Name _____

©2007 Nothing but class

Activity Packet

HARRY POTTER & THE PRISONER OF AZKABAN

By J.K. Rowling

Name _____

©2007 Nothing but class

PREVIEW ONLY

Culminating Project Choices

Name _____

Below, you will find nine project choices to complete after you finish the book. Each of the projects is worth a certain number of stars. You must choose one or more projects that add up to at least _____ stars. Color in the stars of the project(s) you choose.

Author Research ☆☆☆ Use the Internet to do research about the author, J.K. Rowling. Write a biography about her. Be sure to include a Works Cited page.	Playwright ☆☆☆ Choose your favorite scene(s) from the story. Write it in the form of a play. Either record it live in front of the class. You will need to get some classmates to play your supporting actors.	Sequel ☆☆☆ What do you think happens to Harry and his friends after the story ends? Write a sequel to the story. Include illustrations with your story.
Game On ☆☆☆ Create a board game that is themed around the book. Your game must include a board, game pieces, instructions, question cards, and any other materials needed to play the game. You will present your game to the class.	Alternate Ending ☆☆☆ Do you wish Wizard had a different ending? Write an alternate ending to the story. Include an illustration with your alternate ending.	Newspaper ☆☆☆ Write a complete newspaper about the events that happen in the book. Include some articles, a comic strip, an advertisement, an obituary, and any other newspaper parts you can think of!
3D Models ☆☆☆ Create 3D depictions of the characters and/or objects from the story. You might use clay, play-doh, posterboard, yarn, wood, or any other material you choose. Include index cards with descriptions about each character or object.	Paper Bag Book ☆☆☆ Fill a bag with 7-9 items that represent important parts of the book. Present the items to the class and explain why each item is important. Design the outside of the bag to include the book's title, author, and a picture.	Casket of Fate ☆☆☆ Read the sequel to <i>Harry Potter and the Prisoner of Azkaban</i> , which is called <i>Harry Potter and the Goblet of Fire</i> . Write a summary of the book. Then, write a book review of it, expressing why you liked or disliked it. Present your summary and book review to the class.

©2007 Nothing but class

Culminating Project Choices Grading Sheet

Name _____

Project Choice #1 Project Name: _____ Grade: _____ Comments: _____	Project Choice #2 Project Name: _____ Grade: _____ Comments: _____	Project Choice #3 Project Name: _____ Grade: _____ Comments: _____
Project Choice #4 Project Name: _____ Grade: _____ Comments: _____	Project Choice #5 Project Name: _____ Grade: _____ Comments: _____	Project Choice #6 Project Name: _____ Grade: _____ Comments: _____
Project Choice #7 Project Name: _____ Grade: _____ Comments: _____	Project Choice #8 Project Name: _____ Grade: _____ Comments: _____	Project Choice #9 Project Name: _____ Grade: _____ Comments: _____

©2007 Nothing but class

Easy Planning & Low Prep

- Tables of Contents
- Teacher instructions
- Student Packet Covers
- Culminating Project Choices

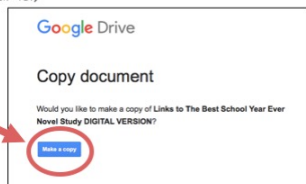
Instructions

for Google Drive File

1. You will need Internet access and a Google™ account (which is free).
2. Click on the link below. You will be prompted to make a copy of a Google™ document called "Links to Harry Potter and the Sorcerer's Stone Novel Study Digital Version." Click on the blue button that says "Make a Copy." That copy will be saved to your Google™ Drive. (All of the screenshots below are examples only. The text may differ, but it will look otherwise the same.)

[Harry Potter and the Sorcerer's Stone Novel Study Google™ Drive Version](#)

Click here first!



3. Inside of that document, you will see seven links. Click on each of the links. Immediately after clicking each link, you will be prompted again to make a copy of that document. Every time you click a link for a new document, click the blue button that says "Make a copy" in order to transfer that document to your own Google™ Drive account. (Therefore, you will need to repeat this process seven times, once per link.)



Click each of the links and make copies.

Note: If you have Google™ Drive accounts with multiple email addresses, make sure to take care which email address is selected in the top right corner of the screen, so you can easily find the files in the future.

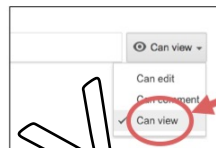
3. Go through each of your copied documents. Make any changes you want. For example, you can rearrange some of the student pages, or eliminate pages that you don't want to use.
4. Once you're ready, share the documents with your students as needed. Of course, students will need their own Google™ accounts. To share, open the document you want to share in your Google™ Drive. Then, click on the blue button in the upper right corner that says "Share."



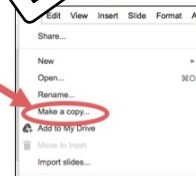
NOTHING
class

©2014 Nothing but Class

5. Next, you will be prompted to enter the students' e-mail addresses. Be sure to mark your shared document as "Can View," which is a drop down menu on the right-hand side of where you type the e-mail addresses. "Can Edit" will likely be the default selection, so you will need to change it.

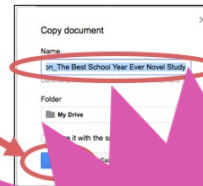


6. Students will need to make their own copies since they can't edit your documents. Their own copies will then get saved into their own Google™ Drives. In order to make their own copies, students will need to click the links in their e-mails, which will open whatever document you shared with them in Google™ Drive. Students will need to click "File," and then "Make a copy," in the upper left corner.



PREVIEW ONLY

A box will pop up like the one below. Students can change the name of their copied documents to something of your choosing, so that it is not confusing when they share their document back with you. After they hit OK, the document will be saved into their own Google™ Drives.



Students will rename their copied documents here.

7. Students will be able to access the documents in their own Google™ Drives, etc.
8. Students may share their work with their friends, etc.
9. Don't forget that you do not need to print out the Google Slides file as hard copies (such as booklets).

Your purchase includes both the PAPER version and the GOOGLE™ version of this resource.

BONUS Paperless Version included!

- Compatible with Google Drive & Google Classroom
- Within this product are easy instructions for how to get started right away!

Why do it digital?

- ✓ No paper or pencil
- ✓ No wasting ink
- ✓ Students work directly in the file
- ✓ Incorporate technology
- ✓ Improve student writing
- ✓ High student engagement
- ✓ Renewed student interest
- ✓ Access anywhere
- ✓ College readiness
- ✓ Also printable
- ✓ Full color

PREVIEW ONLY

MORE about the GOOGLE version...

- Resource pages are available in "Google Slides" with text boxes, for students to type into.
- Please note that the resource itself is not editable. This version simply offers students the opportunity to access the pages via Google Drive, so they may type and draw directly onto the pages on their computers or tablets.
- Though the content itself is not editable, you may delete or reorganize the pages as needed.
- See sample screenshots on the right for a clear idea of what this looks like.

Digital Version: Harry Potter and the Prisoner of Azkaban Activities

File Edit View Insert Format Slide Arrange Tools Add-ons Help Last edit was on February 8

Background... Layout... Theme... Transition...

Name [Text here](#)

HARRY'S CONFLICTS

Harry encounters many problems, in these chapters. In the space below, write about Harry's conflicts. Then, write about how the conflicts get resolved. If a conflict doesn't get resolved, explain why.





#	CONFLICTS	RESOLUTIONS
1	Text here _____ _____	Text here _____ _____
2	Text here _____ _____	Text here _____ _____
3	Text here _____ _____	Text here _____ _____
4	Text here _____ _____	Text here _____ _____

©2017 Nothing but Class

Name _____

Would You Rather...?


Think about each of the scenarios below. Circle your choices on the left. Then, explain your choices on the right.

Choice #1	...live with hateful people?	Explanation	
	...or be homeless? 		
Choice #2	...fight for the truth? 		Explanation
...or accept lies but keep the peace?			
Choice #3	...have a pet rat?	Explanation	
...or have a pet cat? 			
Choice #4	...save your money? 	Explanation	
	...or spend your money?		

Name _____

Character Comparison

Compare and contrast two characters from the story.



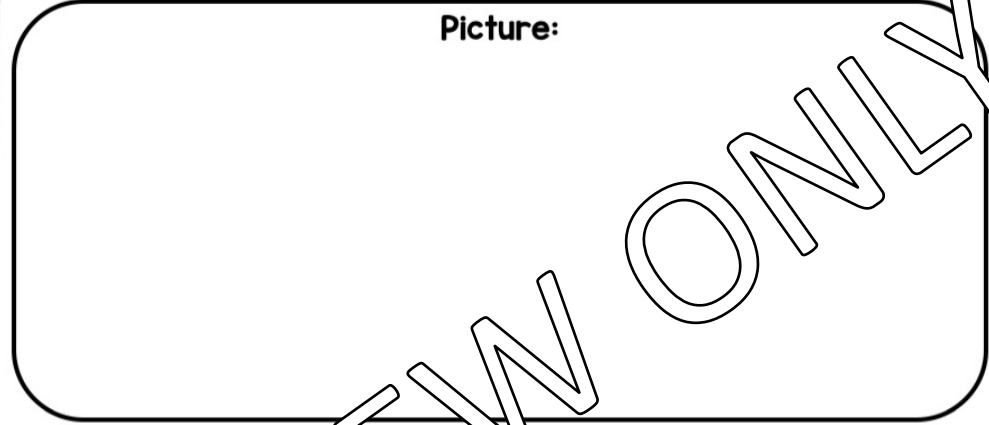
PREVIEW ONLY

Name _____

True Friendship

In Chapter 14, Hagrid talks to Harry and Ron about Hermione, saying, "I gotta tell yeh, I thought you two'd value yer friend more'n broomsticks or rats. Tha's all." What do you think it means to be a true friend? Write your opinion below. Illustrate your writing, and write a fitting caption.

Picture:



Caption:



PREVIEW ONLY