

Answer
Keys
included!

9. Which of the following does not occur in Harry's first class with Hagrid?
- a. Hermione rides a hippogriff.
 - b. Malfoy gets cut.
 - c. Malfoy is disrespectful to Hagrid.
 - d. Hagrid tells the students to stroke their book spines.

10. What is Neville's boggart?
- a. A giant spider.
 - b. Snape.
 - c. A full moon.
 - d. A scary clown.

11. Why does the Fat Lady run away from the Gryffindor common room?
- a. Peeves was teasing her.
 - b. A hippogriff attacked her.
 - c. Sirius Black attacked her.
 - d. Draco Malfoy tried to attack Gryffindor.

12. According to the Marauder's Map, how many times did the Marauders visit Hog's Head in Hogsmeade from Hogwarts?
- a. Five.
 - b. Six.
 - c. Seven.
 - d. Eight.

❖ **Part 3: Comprehension Short Answer**
Answer the following questions in complete sentences.

13. Describe Harry's first Defense against the Dark Arts class. Why is Harry upset after this class?

14. In detail, explain why Gryffindor loses the House Cup to Hufflepuff.

Name _____ Date _____

Harry Potter and the Prisoner of Azkaban *Character Analysis*
ASSESSMENT #2: CHAPTERS 6-10

❖ **Part 1: Vocabulary Matching**

Draw lines that match the words on the left with their proper definitions on the right.

- | | |
|--------------|---|
| 1. beaming | A. unnatural or sinister, in a disturbing way |
| 2. unearthly | B. thoughtfully |
| 3. mundane | C. savagely and aggressively |
| 4. pensively | D. smiling broadly; grinning |
| 5. abashed | E. embarrassed and ashamed |
| 6. ferocious | F. boring, ordinary, and uninteresting |

❖ **Part 2: Comprehension Multiple Choice**

Choose the best answer for each question below.

- Choose the best word to describe Hermione's attitude toward Professor Trelawney.
- a. Loyal.
 - b. Fearful.
 - c. Skeptical.
 - d. Admiring.

8. What does Professor Trelawney not claim to see?
- a. An owl.
 - b. A Grim.
 - c. A club.
 - d. A skull.



characters from the story. Name at least three.

challenge that occurs in the story. Write about the challenge. Then, explain what that character.

PREVIEW ONLY

4 Assessments included!

- Each contain:
 - Vocabulary
 - Comprehension multiple choice
 - Comprehension short answer

Assessment Packet

HARRY POTTER & THE PRISONER OF AZKABAN

By J.K. Rowling



Name _____

Vocabulary Words and Definitions

Name _____

Chapter	Page #	Word	Definition
1: Owl Post	2	downtrodden	
	7	feeble	
	14	ominous	
2: Aunt Marge's Big Mistake	17	gaunt	
	21	reproachful	
	23	jovially	
3: The Knight Bus	33	deafening	
	36	contemptuously	
	40	reluctantly	
4: The Leaky Cauldron	47	raucous	
	48	defiantly	
	48	grave	
5: The Dementors	75	furtive	
	77	shrewdly	
	87	maliciously	
6: Talons and Talons	105	mundane	
	106	transfixed	
	112	crestfallen	
7: The Boggart in the Wardrobe	123	grimace	
	133	apprehensively	
	137	unearthly	
8: Flight of the Fat Lady	142	reverence	
	146	ferociously	
	152	listlessly	
9: Grim Defeat	166	abashed	
	171	outraged	

PREVIEW ONLY

Extras included:

- Complete Vocabulary List comes with and without definitions (words are tested on the assessments)
- Assessment Packet Cover

Table of Contents

Resource	Pages
Assessment Packet Cover	3
Vocabulary Words with definitions	4-6
Vocabulary Words without definitions	7-9
Assessment 1: Chapters 1-5 (with answer key)	10-15
Assessment 2: Chapters 6-10 (with answer key)	16-21
Assessment 3: Chapters 11-16 (with answer key)	22-27
Assessment 4: Chapters 17-22 (with answer key)	28-33
Terms of Use	34
Artist Credit	35



FOLLOW ME for MORE resources like this!
 DON'T FORGET TO LEAVE A RATING FOR TPT CREDITS!
www.teacherspayteachers.com/Store/Nothing-but-Class

©2017 Nothing but Class

Easy Planning & Low Prep:

- Table of Contents
- Answer Keys

14. In detail, explain what happens when the dementor enters the train as the students travel to Hogwarts.

First, the train comes to a halt and then the dementor enters the train. Harry sees a tall cloaked figure with its face hidden. He sees a hand protrude from the cloak that looks scabby and decayed, and then he hears it suck in its breath. The air grows cold and Harry feels all happiness leave everything. He feels like he is drowning and then he passes out. When he comes to, he realizes that no one else is on the train. Professor Lupin gives Harry chocolate to heal him.



9. Which of the following does Harry not learn about Sirius Black in these chapters?

- Sirius is after Harry.
- Sirius murdered thirteen people.
- Sirius was a supporter of Voldemort.
- His muggles have successfully captured Sirius.

10. What is Hermione's new pet?

- An owl.
- A lizard.
- A cat.

11. What does Mr. Weasley try to make Harry swear to him?

- To not give Professor Snape any trouble.
- To not go looking for Sirius Black.
- To not tell Ron and Hermione about Sirius Black.
- To not interact with Draco Malfoy.

12. What does Harry need to consume to heal after his dementor encounter?

- Bertie Bott's Every Flavor Beans.
- Chocolate.



Harry Potter and the Prisoner of Azkaban ASSESSMENT #1: CHAPTERS 1-5

❖ Part 1: Vocabulary Matching

Draw lines that match the words on the left with their proper definitions on the right.

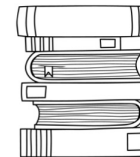
- | | |
|----------------|--|
| 1. furtive | A. thin, bony, angular |
| 2. raucous | B. oppressed and bullied |
| 3. downtrodden | C. secretive and sneaky |
| 4. feeble | D. serious or solemn in manner or appearance |
| 5. gaunt | E. weak |
| 6. grave | F. rowdy and wild |

❖ Part 2: Comprehension Multiple Choice

Choose the best answer for each question below.

7. What is Hagrid's birthday gift for Harry?
- A broomstick kit.
 - An owl.
 - A book.
 - A box of fudge.

8. Choose the best word to describe Aunt Marge.
- Polite.
 - Slender.
 - Cruel.
 - Truthful.



1

©2017 Nothing but Class

et Answer sentences.

elled from Hogwarts. Then, lled.

used to do magic outside of Hogwarts

blew up Aunt Marge. He doesn't end up

uses him from his crime. Harry thinks

is unconcerned about his rule-breaking

©2017 Nothing but Class

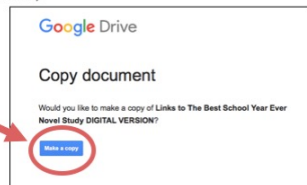
Instructions

for Google Drive File

1. You will need Internet access and a Google™ account (which is free).
2. Click on the link below. You will be prompted to make a copy of a Google™ document called "Links to Harry Potter and the Sorcerer's Stone Novel Study Digital Version." Click on the blue button that says "Make a Copy." That copy will be saved to your Google™ Drive. (All of the screenshots below are examples only. The text may differ, but it will look otherwise the same.)

[Harry Potter and the Sorcerer's Stone Novel Study Google™ Drive Version](#)

Click here first!



3. Inside of that document, you will see seven links. Click on each of the links. Immediately after clicking each link, you will be prompted again to make a copy of that document. Every time you click a link for a new document, click the blue button that says "Make a copy" in order to transfer that document to your own Google™ Drive account. (Therefore, you will need to repeat this process seven times, once per link.)



Click each of the links and make copies.

Note: If you have Google™ Drive accounts with multiple email addresses, make sure you take care which email address is selected in the top right corner of the screen, so you can easily find the files in the future.

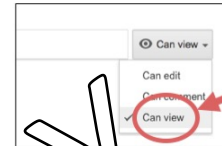
3. Go through each of your copied documents. Make any changes you want. For example, you can rearrange some of the student pages, or eliminate pages that you don't want to use.
4. Once you're ready, share the documents with your students as needed. Of course, students will need their own Google™ accounts. To share, open the document you want to share in your Google™ Drive. Then, click on the blue button in the upper right corner that says "Share."



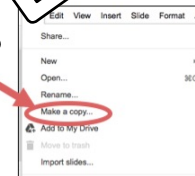
NOTHING
class

©2014 Nothing but Class

5. Next, you will be prompted to enter the students' e-mail addresses. Be sure to mark your shared document as "Can View," which is a drop down menu on the right-hand side of where you type the e-mail addresses. "Can Edit" will likely be the default selection, so you will need to change it.

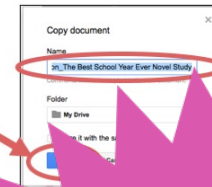


6. Students will need to make their own copies since they can't edit your documents. Their own copies will then get saved into their own Google™ Drives. In order to make their own copies, students will need to click the links in their e-mails, which will open whatever document you shared with them in Google™ Drive. Students will need to click "File," and then "Make a copy," in the upper left corner.



ONLY

A box will pop up like the one below. Students can change the name of their copied documents to something of your choosing, so that it is not confusing when they share their document back with you. After they hit OK, the document will be saved into their own Google™ Drives.



Students will rename their copied documents here.

7. Students will be able to access the documents through their Google™ Drive accounts. Changes that students make to their documents will be saved to their Google™ Drive accounts, etc.
8. Students may share their work with their classmates, etc.
9. Don't forget that you do not need to print out the Google Slides files. You can use them as hard copies (such as booklets), etc.

Your purchase includes both the PAPER version and the GOOGLE™ version of this resource.

BONUS Paperless Version included!

- Compatible with Google Drive & Google Classroom
- Within this product are easy instructions for how to get started right away!

Why do it digital?

- ✓ No paper or pencil
- ✓ No wasting ink
- ✓ Students work directly in the file
- ✓ Incorporate technology
- ✓ Improve student writing
- ✓ High student engagement
- ✓ Renewed student interest
- ✓ Access anywhere
- ✓ College readiness
- ✓ Also printable
- ✓ Full color

PREVIEW ONLY

MORE about the GOOGLE version...

- Resource pages are available in "Google Slides" with text boxes, for students to type into.
- Please note that the resource itself is not editable. This version simply offers students the opportunity to access the pages via Google Drive, so they may type and draw directly onto the pages on their computers or tablets.
- Though the content itself is not editable, you may delete or reorganize the pages as needed.
- See sample screenshots on the right for a clear idea of what this looks like.

Digital Version: Harry Potter and the Prisoner of Azkaban Assessments

File Edit View Insert Format Slide Arrange Tools Add-ons Help Last edit was on February 8

Background... Layout Theme... Position...

10 Harry Potter and the Prisoner of Azkaban Assessment 1

11 Harry Potter and the Prisoner of Azkaban Assessment 2

13 Harry Potter and the Prisoner of Azkaban Assessment 3

14 Harry Potter and the Prisoner of Azkaban Assessment 4

9. Which of the following does Harry not learn about Sirius Black in these chapters?

- Sirius is a dog for Harry.
- Sirius murdered three people.
- Sirius had a support of Voldemort.
- The Muggles successfully captured Sirius.

What is Hermione's new pet?

- An owl.
- A lizard.
- A dog.
- A cat.

11. What does Mr. Weasley try to make Harry swear to him?

- To not give Professor Snape any trouble.
- To not go looking for Sirius Black.
- To not tell Ron and Hermione about Sirius Black.
- To not interact with Draco Malfoy.

12. What does Harry need to consume to heal after his dementor encounter?

- Bertie Bott's Every Flavor Beans.
- Chocolate.
- Treacle tart.
- Pumpkin juice.

❖ **Part 3: Comprehension Short Answer**
Answer the following questions in complete sentences.

13. Explain why Harry thinks he might be expelled from Hogwarts. Then, explain why he doesn't end up being expelled.

[Text here](#)

2

NOTHING BUT CLASS

©2017 Nothing but Class

Harry Potter and the Prisoner of Azkaban

ASSESSMENT #1: CHAPTERS 1-5

❖ Part 1: Vocabulary Matching

Draw lines that match the words on the left with their proper definitions on the right.

- | | |
|----------------|--|
| 1. furtive | A. thin, bony, angular |
| 2. raucous | B. oppressed and bullied |
| 3. downtrodden | C. secretive and sneaky |
| 4. feeble | D. serious or solemn in manner or appearance |
| 5. gaunt | E. lanky |
| 6. grave | F. rowdy and wild |

❖ Part 2: Comprehension Multiple Choice

Choose the best answer for each question below.

7. What is Hagrid's birthday gift for Harry?
- A broomstick kit.
 - An owl.
 - A book.
 - A box of fudge.
8. Choose the best word to describe Aunt Marge.
- Polite.
 - Slender.
 - Cruel.
 - Truthful.



Vocabulary Words and Definitions

Name _____

Chapter	Page #	Word	Definition
1: Owl Post	2	downtrodden	
	7	feeble	
	14	ominous	
2: Aunt Marge's Big Mistake	17	gaunt	
	21	reproachful	
	23	jovially	
3: The Knight Bus	33	deafening	
	36	contemptuously	
	40	reluctantly	
4: The Leaky Cauldron	49	raucous	
	54	defiantly	
	61	grave	
5: The Dementor	70	furtive	
	76	shrewdly	
	87	maliciously	
6: Talons and Tea Leaves	105	mindful	
	106	transfixes	
	112	eyes fallen	
7: The Boy Who Lived	127	grimace	
	131	apprehensively	
	137	unearthly	
8: Flight of the Fat Lady	142	reverence	
	146	ferociously	
	152	listlessly	
9: Grim Defeat	166	abashed	
	171	overtaxing	
	173	pensively	
10: The Marauder's Map	185	indignation	
	191	beaming	
	198	ludicrous	

PREVIEW ONLY

NOTHING BUT CLASS