

❖ Part 4: Comprehension Multiple Choice

Choose the best answer for each question below.

- Which of the following does not occur in these chapters? Circle all that apply.
 - Henry does not feel well at school.
 - Mrs. Kimmelfarber remains remarkably calm when she hears chocolate spots popping onto Henry's skin.
 - Henry calls his parents from the hospital.
 - Henry decides to run away to his best friend's house.
- Choose the best word to describe Dr. Fargo.
 - Comforting
 - Excitable
 - Humorous
 - Gloomy
- Choose the best words to describe Henry's friends.
 - Kind and over-indulgent
 - Cruel and harsh
 - Uncaring and lazy
 - Hyper and overwhelming
- What happens as a result of Henry running away from school?
 - Nurses and doctors try to catch him.
 - People stare at him as he runs down the street.
 - Henry realizes he has no money, so he steals from a store.
 - Henry bumps into a group of his friends.
- How does Henry feel after he decides he can't take the brown spots anymore?
 - Braver and more settled
 - Stressed out and angry
 - Wishful and mopey
 - Amused
- What are some strange foods that Henry likes?
 - Mashed potatoes with chocolate syrup
 - Chocolate sprinkles sprinkled on butter
 - Canned peaches dusted with cocoa
 - Pizza with chocolate chips

❖ Part 3: Vocabulary Selection

Write two sentences below, each using a different word.

startling riot phenomenon

- _____
- _____

NOTHING BUT CLASS

❖ Part 5: Comprehension & Analysis Short Answer

Answer the following questions in complete sentences.

- Compare and contrast yourself with one of the characters from the story. Name and explain at least two similarities and two differences.

Name _____ Date _____

CHOCOLATE FEVER

Assessment #1: Chapters 1-6

❖ Part 1: Vocabulary Matching

Match the words with their definitions by writing the correct letters on the lines.

- | | |
|---------------------|---------------------------------------|
| 1. startling ____ | A. problem |
| 2. phenomenon ____ | B. circumstance or strange occurrence |
| 3. riot ____ | C. uproar |
| 4. pursuing ____ | D. surprising |
| 5. predicament ____ | E. giggled |
| 6. chortled ____ | F. chasing |



❖ Part 2: Vocabulary Fill-in-the-Blank

Choose the word that best completes each sentence below.

- We all _____ uncontrollably at the hilarious joke, until our stomachs hurt.
 - pursuing
 - chortled
 - peculiar
 - startling
- Our teacher's _____ voice cut through all of the loud classroom chatter, and we quieted down.
 - startling
 - chortled
 - pursuing
 - stern

_____ from the story. Write about at least two

_____ at the brown spots. _____
 _____ nurse hear more spots popping out.
 _____ from the hospital.



_____ Henry feels in these chapters. In detail, explain

_____ are different from Henry's choices? Explain.
 _____ things your way instead?

ASSESSMENTS included:

- 2 Comprehension and Vocabulary Tests
 - Test #1: Chapters 1-6
 - Test #2: Chapters 7-12
- Mix of question types

Name _____

Vocabulary Words and Definitions: CHOCOLATE FEVER

CHAPTERS	PAGE #	WORD	DEFINITION
Chapter 1: Meet Henry Green Chapter 2: A Strange Feeling Chapter 3: Mrs. Kimmelfarber's Problem	23	startling	surprising
	24	riot	uproar
	24	chortled	giggled
	25	phenomenon	circumstance or strange occurrence
Chapter 4: Pop! Chapter 5: Calling Dr. Fargo Chapter 6: Catch that Boy!	30	peculiar	strange
	35	stern	serious and strict
	43	pursuing	chasing
	45	predicament	problem
Chapter 7: In the Schoolyard Chapter 8: Mac Chapter 9: Hijacked	61	declined	rejected
	66	ricocheted	bounced
	70	dumbfounded	astonished; thunderstruck
Chapter 10: Taking a Licking Chapter 11: At "Sugar" Cane's Chapter 12: The Lesson Learned	71		
	75		
	75		
	76		
	83		

*Page numbers are for the 2006 Bantam Books edition
Chocolate Fever by Robert Kimmel Smith

Name _____

Vocabulary Words and Definitions: CHOCOLATE FEVER

CHAPTERS	PAGE #	WORD	DEFINITION
Chapter 1: Meet Henry Green Chapter 2: A Strange Feeling Chapter 3: Mrs. Kimmelfarber's Problem	23	startling	
	24	riot	
	24	chortled	
	25	phenomenon	
Chapter 4: Pop! Chapter 5: Calling Dr. Fargo Chapter 6: Catch that Boy!	30	peculiar	
	43	pursuing	
	45	predicament	
	61	declined	
Chapter 7: In the Schoolyard Chapter 8: Mac Chapter 9: Hijacked		ricocheted	
		dumbfounded	
	71		
Chapter 10: Taking a Licking Chapter 11: At "Sugar" Cane's Chapter 12: The Lesson Learned	75		
	75		
	76		
	83	keen	

*Page numbers are for the 2006 Bantam Books edition
Chocolate Fever by Robert Kimmel Smith

Vocabulary:

- Four challenge words chosen for every 3 chapters
- Complete Vocabulary List comes with and without definitions
- Students are tested on these words on the tests

ASSESSMENT PACKET

CHOCOLATE FEVER

By Robert Kimmel Smith



Name _____

❖ Part 5: Comprehension & Analysis Short Answer

Answers will vary

Answer the following questions in complete sentences.

17. Compare and contrast yourself with one of the characters from the story. Name and explain at least two similarities and two differences.

I am like Henry because I enjoy sweets, and sometimes I overindulge with sweets, not too little too much. I am also like him in that I have a good family with caring parents and pretty nice siblings. I am unlike Henry because I am a girl while he is a boy, and also my parents are way more lenient than my parents are.

18. Choose one of the following events from the story. Write a list of at least three effects that this event had.

a. Henry tells his teacher about the brown spots.
b. Henry, his teacher, and his parents go to the hospital.
c. *Henry decides to run away from the hospital.*
One effect is that a lot of people got sick. Another effect is that a lot of doctors and nurses chose after his story to catch on.

19. Name two strong emotions that Henry experiences in these chapters. In detail, explain why he has each of them.

Henry feels very frightened when the brown spots first start appearing because he doesn't know what they are and they appear so suddenly. Henry also feels very relieved when he manages to get away from the hospital because now he doesn't have to deal with everyone poking and prodding at him like some sort of science experiment.

20. What choices would you make that are different from Henry's choices? Explain. How might you persuade him to do things your way instead?

TABLE OF CONTENTS: Assessment Packet

Resource	Pages
Vocabulary List with definitions (+ page numbers)	3
Vocabulary List with definitions (+ NO page numbers) <small>*This version is provided for you in case you have a different edition than the one used to write this novel study.</small>	4
Vocabulary List without definitions (+ page numbers)	5
Vocabulary List without definitions (+ NO page numbers) <small>*This version is provided for you in case you have a different edition than the one used to write this novel study.</small>	6
Assessment Packet Cover	7
Assessment #1: Chapters 1-6	8-10
Assessment #2: Chapters 7-12	11-13
Answer Keys	14-19
Terms of Use, License, Like..., + Artist Credit	20-22



Easy Planning & Low Prep:

- Table of Contents
- Test Packet Cover Page
- All answer keys

Follow Me FOR MORE RESOURCES LIKE THIS!

Don't forget to leave a rating for TpT credits!

<https://www.teacherspayteachers.com/Store/Nothing-but-Class>

Instructions

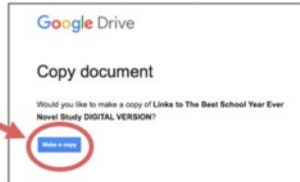
for Digital Version/Google™ Drive File

1. You will need Internet access and a Google™ account (which is free).

2. Click on the link below. You will be prompted to make a copy of a Google™ document called "Digital Version Ramona Quimby, Age 8." Click on the blue button that says "Make a Copy." That copy will be saved to your Google™ Drive. (All of the screenshots below are examples only. The text may differ, but it will look otherwise the same.)

[Digital Version Ramona Quimby, Age 8](#)

Click here first!

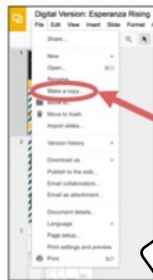


Note: If you have Google™ Drive accounts with multiple email addresses, make sure you take note which email address is selected in the top right corner of the screen, so you can easily find the document in the future.

3. If you completed Step 2 correctly, the document called "Digital Version Ramona Quimby, Age 8," just transferred to your Google account. It will contain the novel study in its entirety. This includes the unit map, tables of contents, student pages, answer keys, and everything else. You will notice that the novel study has blue text boxes already placed everywhere that students will need to type.

MAKE ANOTHER COPY of this document "Digital Version Ramona Quimby, Age 8," by going to File>Make a copy. A window will pop up that says "Copy document." Rename it as you wish, and then click OK.

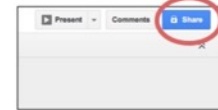
You will customize this additional copy in whatever ways you want, according to your students' needs.



4. Think through how you want to roll it out to your students. Do you want your students to have access to. Obviously, you won't want to share answer keys of the unit map. Also, for example, do you only want to assign your students the student chapter packet pages, plus select reading activities? Or, do you want to assign only the vocabulary pages along with the activities? Once you decide, you can use the SHARE button to select what you want your students to have access to.

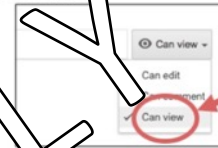
5. If you need to, make additional copies (as outlined in Step 3). For example, maybe you want to separate the student assignments from the tests, so that students can't see the tests before testing day. Or perhaps you want to separate the student chapter pages from the activity pages, for the sake of organization. Make as many customized copies as you need to. Just be sure to name all of your customized copies according to what they are, so it is not confusing when it comes time to share the documents with your students.

6. Once you're ready, share the documents with your students as needed. Students will need their own Google™ accounts. To share, open the document you want to share in your Google™ Drive. Then, click on the blue button in the upper right corner that says "Share."

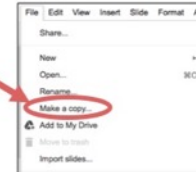


•Note: Sharing with students could also be done through Google™ Classroom. •


7. Next, you will be prompted to enter the students' e-mail addresses. Be sure to mark your shared document as "Can View," which is a drop down menu on the right-hand side of where you type the e-mail addresses. "Can Edit" will likely be the default selection, so you will need to change it.



8. Students will need to make their own copies, since they can't edit your documents. Their own copies will then get saved into their own Google™ Drive. To make their own copies, students will need to click the links in their e-mails, which will open a new document shared with them in Google™ Drive. Students will need to click on "File," and then "Make a copy," in the upper left corner.



A box will pop up like the one below. Students can change the name of their copied documents to something of your choosing, so that it is not confusing when they share their document back with you. After they hit OK, the document will be saved into their own Google™ Drive.



Students will rename their copied documents here.

9. Students will be able to access the documents they share with you. Any changes students make to their files will be saved to their own Google™ Drive.

10. Students may share their work with you.

11. Don't forget that you do have the original document. It is definitely most handy if the white version (in this PDF).

PREVIEW ONLY

Your purchase includes both the PAPER version and the GOOGLE™ version of this resource.

BONUS Paperless Version included!

- Compatible with Google™ Drive & Google™ Classroom
- Within this product are easy instructions for how to get started right away!

Why do it digital?

- ✓ No paper or pencil
- ✓ No wasting ink
- ✓ Students work directly in the file
- ✓ Incorporate technology
- ✓ Improve student writing
- ✓ High student engagement
- ✓ Renewed student interest
- ✓ Access anywhere
- ✓ College readiness
- ✓ Also printable
- ✓ Full color

PREVIEW ONLY

Digital Version: Chocolate Fever Assessments

File Edit View Insert Format Slide Arrange Tools Add-ons Help Last edit was yesterday at 3:44 PM

Background... Layout Theme... Transition...

Part 5: Comprehension & Analysis Short Answer

Answer the following questions in complete sentences.

17. Compare and contrast yourself with one of the characters from the story. Name two experiences that are similar and two differences.

[Text Here](#)

18. Choose one of the following events from the story. Write about at least two effects that this event had.

- Henry tells his teacher about the brown spots.
- Henry, his teacher, and his nurse hear more spots popping out.
- Henry decides to run away from the hospital.

[Text Here](#)

19. Name two strong emotions that Henry feels in these chapters. In detail, explain why he has each of them.


[Text Here](#)

20. What choices would you make that are different from Henry's? Explain. How might you persuade him to do things your way instead?

[Text Here](#)

3

©2019 Nothing but Class



MORE about the GOOGLE™ version...

- Resource pages are available in "Google™ Slides" with text boxes, for students to type into.
- Please note that the text within the resource itself is not editable. This version simply offers students the opportunity to access the pages via Google Drive™, so they may type and draw directly onto the pages on their computers or tablets.
- Though the text is not editable, you may delete or reorganize the pages as needed.
- See sample screenshots on the right for a clear idea of what this looks like.

CHOCOLATE FEVER

Assessment #2: Chapters 7-12

❖ Part 1: Vocabulary Matching

Match the words with their definitions by writing the correct letters on the lines.

- | | |
|---------------------|------------------------------|
| 1. declined ____ | A. gloomily |
| 2. glumly ____ | B. astonished; thunderstruck |
| 3. subsided ____ | C. quieted down or dwindled |
| 4. din ____ | D. rejected |
| 5. keen ____ | E. sharp and focused |
| 6. dumbfounded ____ | F. noise |

❖ Part 2: Vocabulary Fill-in-the-Blank

Choose the word that best completes each sentence below.

7. The bouncy ball _____ off the window, the wall, the table, and my arm before finally landing on the floor.
- subsided
 - dumbfounded
 - declined
 - rejected
8. I _____ another piece of chocolate cake because I was so full, even though the cake was very tempting.
- mirth
 - din
 - declined
 - glumly

❖ Part 3: Vocabulary Sentences

Write two sentences below, each containing one or more of the following words.

declined mirth subsided din keen dumbfounded

9. _____
10. _____

❖ Part 4: Comprehension Multiple Choice

Choose the best answer for each question below.

11. Which words best describe the boys in the schoolyard?
- Friendly and helpful
 - Cruel and jeering
 - Quiet and reserved
 - Noticeable, with leadership qualities
12. Which of the following quotes *best* showcases Mac's character?
- "I like the dark," Henry said as the lights came on."
 - "I don't know," Mac said, "except for this. If either one of them tries to put a hand on you, I will personally lay them out flat..."
 - "You're a strange one, kid," Mac said. "Now what are you taking about?"
 - "Now let's just see what that woman gave us for supper," he said."
13. What is Mac's reaction to getting hijacked? Circle all that apply.
- He gets angry but remains calm.
 - He comforts and protects Henry.
 - He tries to run away, abandoning Henry.
 - He laughs at the hijackers.
14. Which of the following are *not* mistakes that Lefty and Louie make? Circle all that apply.
- They think they're stealing furs, not chocolate.
 - They get distracted by all of the dogs.
 - They choose a hideout in a very populated place.
 - They get chewed over the police because of speeding.
15. Who is Mr. Cane?
- A world-famous doctor
 - Mac's closest friend
 - The owner of a huge candy company
 - The boss of Lefty and Louis
16. Why is Henry's family surprised on his first morning back at home?
- His chocolate spots continue to linger.
 - Henry refuses chocolate syrup on his pancakes.
 - Henry sleeps for 48 hours straight.
 - Henry has grown quite tall since he's been away.

