

Chapters 1-2

True or False

Choose True or False from the dropdown menu.

1. Fern saves Wilbur from getting killed.

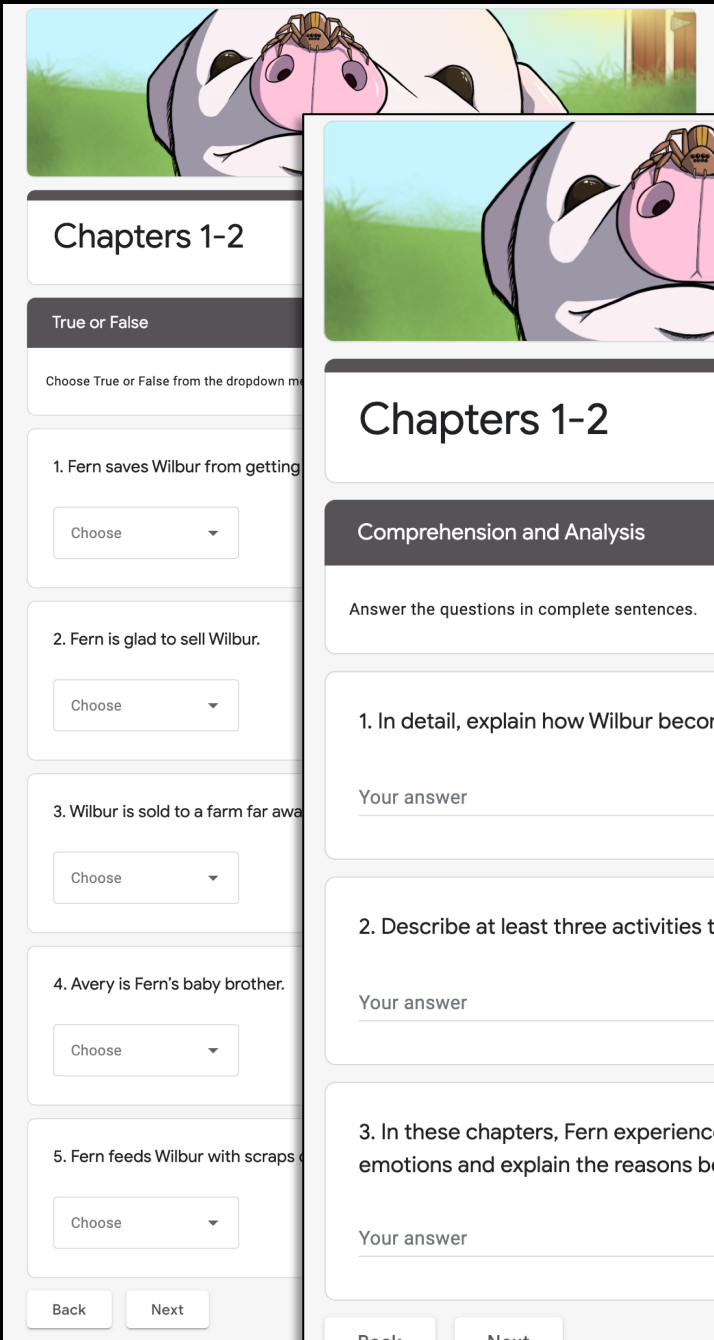
1 point

Choose

Make your novel study easy and automatic! These paperless Comprehension and Vocabulary checks are perfect for distance learning OR classroom learning.

So easy for teacher and student use!

- Simple to use through **Google Forms**
- Send your students **a link** for every chunk of reading
- Students complete the assignments on **computers or tablets**
- Assignments include **self-grading questions** for instant data, along with **written response questions** that will need to be manually graded.
- **Easy** grading all done on your computer
- **Completely paperless!**



Chapters 1-2

True or False

Choose True or False from the dropdown menu.

1. Fern saves Wilbur from getting killed.

Choose

2. Fern is glad to sell Wilbur.

Choose

3. Wilbur is sold to a farm far away.

Choose


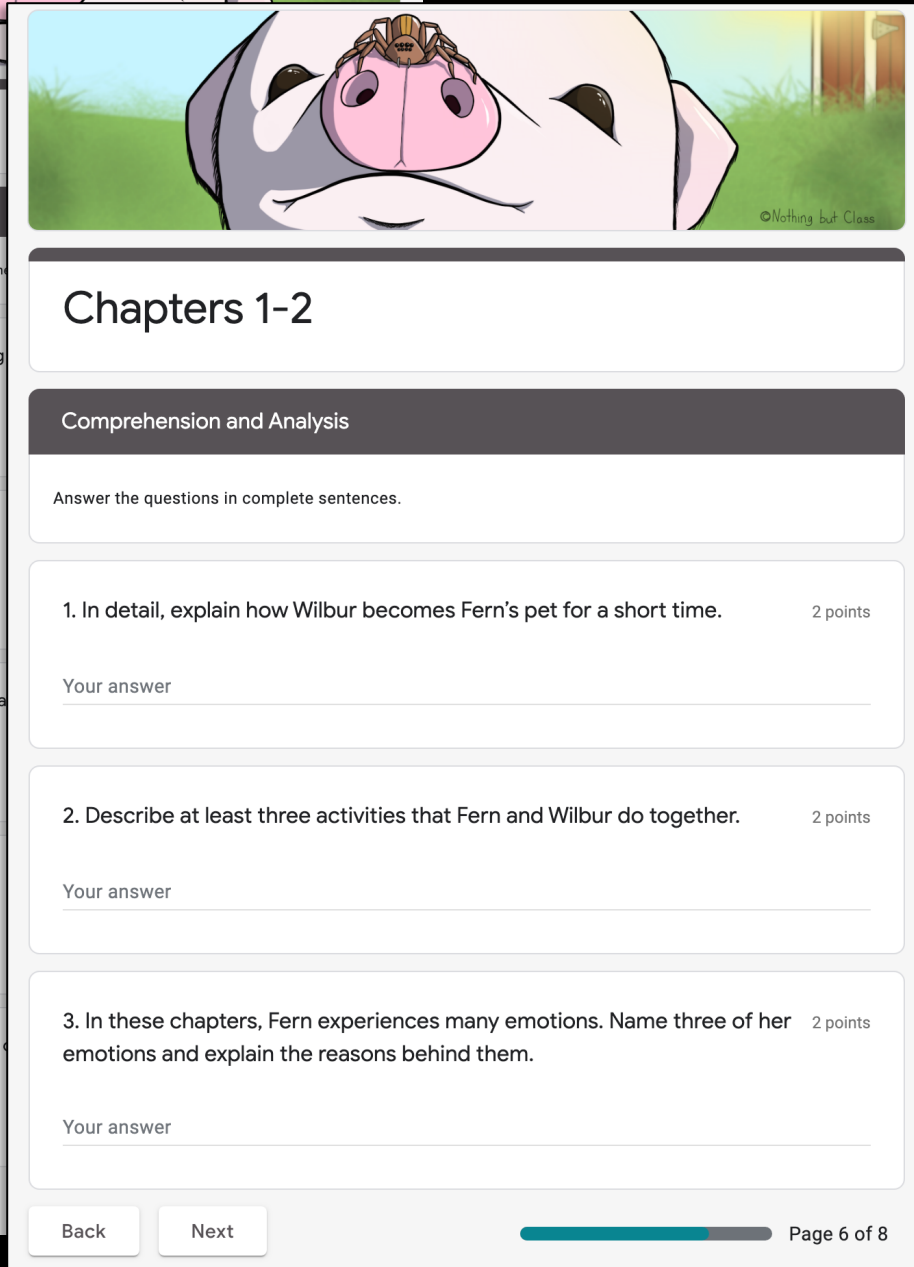
4. Avery is Fern's baby brother.

Choose

5. Fern feeds Wilbur with scraps of food.

Choose

Back Next



Chapters 1-2

Comprehension and Analysis

Answer the questions in complete sentences.

1. In detail, explain how Wilbur becomes Fern's pet for a short time. 2 points

Your answer

2. Describe at least three activities that Fern and Wilbur do together. 2 points

Your answer

3. In these chapters, Fern experiences many emotions. Name three of her emotions and explain the reasons behind them. 2 points

Your answer

Back Next

Page 6 of 8

NO PREP NEEDED:

- Vocabulary Focus
 - ✓ 3 vocabulary words chosen for you for every 1-2 chapters
 - ✓ Complete, printable Vocabulary List comes with and without definitions
 - ✓ Students interact with these words on the Google Forms assignments
- All Answer keys included

Name _____

Vocabulary Words and Definitions

Chapters	Page #	Word	Definition
1: Before Breakfast 2: Wilbur	3	injustice	an act that is unjust or unfair
	7	blissful	happy, joyful
	9	enchanted	delighted, bewitched
3: Escape	15	discarded	thrown away
	18	racket	loud noise
	22	dazed	overwhelmed, confused
4: Loneliness 5: Charlotte	29	frolic	play or romp
	30	cunning	craftiness, sneakiness
	35	meekly	timidly, apologetically
6: Summer Days 7: Bad News	47	appalled	dismayed, disgusted
	48	detested	hated
	49	rigid	stiff
8: A Talk at Home 9: Wilbur's Boast	54	rambled	talked in an aimless way
	57	oblige	assist or help
	60	sedentary	idle, inactive
10: An Explosion 11: A Miracle	74	surlily	sullen, ungracious
	79	solemnly	seriously
	80	bewilderment	confusion
12: A Meeting 13: Good Progress	87	idiosyncrasy	eccentricity, unique feature
	97	rummaging	foraging, searching
	99	triumphantly	victoriously
14: Dr. Dorian 15: The Crickets	110	fidged	squirmed
	110	incessant	constant, nonstop
	115	modest	humble

Charlotte's Web by EB. White ©2016 Nothing but Class

Chapter 1: Before Breakfast Chapter 2: Wilbur

❖ Quickwrite: Answers will vary.

❖ Multiple Choice

1. d
2. c

❖ True or False

1. T
2. F
3. F
4. F
5. F

❖ Standards Focus: Character Analysis

"Please don't kill it!" she sobbed. "It's unfair." (page 2) (Answers may vary.)

❖ Comprehension and Analysis

1. Fern hears that her father is going to go kill the runt of the litter of piglets that has just been born. She tells her father that this is a terrible injustice and insists on taking care of Wilbur as her pet.
2. Fern feeds Wilbur milk from a bottle. Also, she takes him on walks with her doll. Additionally, she takes him swimming at the brook.
3. One emotion is that she is devastated when she hears that the runt of the pig litter will be killed. Another emotion is that she is overjoyed when her dad allows her to keep Wilbur as her pet. A third emotion is that she is grieved when she learns that she must sell Wilbur when he is five weeks old. (Answers may vary.)

❖ Vocabulary

1. blissful
2. enchanted
3. injustice

❖ Beyond: Answers will vary.

New to digital learning? Don't worry. Easy instructions are included. If you have more questions, feel free to reach out!

INSTRUCTIONS FOR *Google Forms* COMPREHENSION & VOCABULARY CHECKS

1. To get started, you will need to have access to the Internet and a Google account (which is free). In order to share the resources out with your students, your students will either need their own Google accounts with accompanying e-mail addresses OR you will need to have Google Classroom. Before moving on, be sure you are signed into the Google account that you want the resources to transfer into.
2. Then, click on each of the yellow link buttons below. Notice there are multiple buttons, one for each chapter or chunk of reading. When you click each button, a window will pop up that says, "Would you like to make a copy of --?" Click "Make a copy." Do this once for each button.

[Chapters 1-2](#)

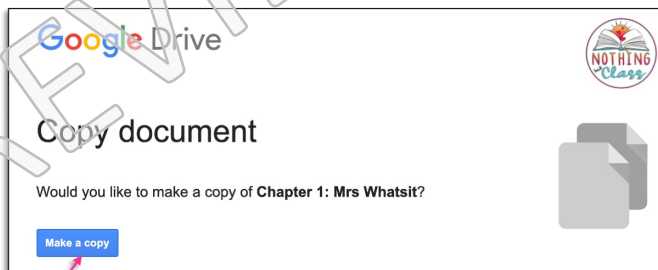
[Chapter 3-4](#)

[Chapter 5-6](#)

[Chapter 7-8](#)

[Chapter 9-10](#)

[Chapter 11-12](#)



Click on "Make a copy"

3. At this point, you should have a copy of each chapter or chapter chunk saved into your Google™ Drive.

Why do it digital?

- ✓ Works for **distance learning**. Students can access from home OR school.
- ✓ Teachers and students can easily send this back and forth using **Google Drive or Google Classroom!**
- ✓ **Easy grading**, all on your computer
- ✓ No paper or pencil
- ✓ No wasting ink
- ✓ Incorporate **technology**
- ✓ High student engagement
- ✓ Renewed student interest
- ✓ College readiness

Your purchase only includes the Google Forms. Printable Comprehension and Vocabulary checks are available separately.