

❖ **Part 3: Comprehension Multiple Choice**

Choose the best answer for each question below.

9. Choose the words that best describe George's grandmother.
 - a. Cheerful and optimistic
 - b. Quiet and sensitive
 - c. Annoying and whiny
 - d. Miserable and grumpy

10. Why does Grandma get annoyed with George?
 - a. He talks too much.
 - b. He grows too fast.
 - c. He eats too much.
 - d. He doesn't help her.

11. Why does George make medicine for Grandma?
 - a. He wants to heal her.
 - b. He hates Grandma.
 - c. He loves Grandma.
 - d. Grandma tells him to.

12. How does George cook his medicine?
 - a. He microwaves it.
 - b. He boils it.
 - c. He bakes it.
 - d. He barbecues it.

13. What does not happen to Grandma when she takes George's medicine?
 - a. Her hair turns colors.
 - b. Smoke comes out of her nostrils.
 - c. She gets bigger.
 - d. She swells up.

14. Circle the best word that describes how George feels when he watches his grandma take his marvelous medicine.
 - a. Angry
 - b. Horrified
 - c. Fascinated
 - d. Sad

❖ **Part 4: Comprehension & Analysis Short Answer**

Answer the following questions in complete sentences.

15. Why does George dislike his grandmother? Explain. Support your answer with specific details.

es Grandma's medicine.

ry make you feel? Explain your answer.

Name _____ Date _____

George's Marvelous Medicine

ASSESSMENT #1: CHAPTERS 1-7

❖ **Part 1: Vocabulary Matching**

Draw lines that match the words on the left with their appropriate definitions on the right.

- | | |
|--------------|---|
| 1. mischief | A. very old |
| 2. shrill | B. gesturing for someone to come closer |
| 3. ancient | C. high pitched and piercing |
| 4. pondering | D. trouble |
| 5. beckoning | E. thinking |
| 6. tiresome | F. annoying |



❖ **Part 2: Vocabulary Fill-in-the-Blank**

Choose the best vocabulary word to complete the sentence.

7. After the destructive tornado passed through, the poor town was in _____.
 - a. mischief
 - b. shambles
 - c. ancient
 - d. concoction

8. The chef created a delicious _____, poured _____ pasta, and announced that dinner was ready.
 - a. tiresome
 - b. shambles
 - c. concoction
 - d. mischief

ASSESSMENTS included:

- 2 Comprehension and Vocabulary Tests
 - Test #1: Chapters 1-7
 - Test #2: Chapters 8-15
- Final Vocabulary Test
- Mix of question types

Vocabulary Words and Definitions

CHAPTERS	PAGE #	WORD	DEFINITION
1: Grandma 2: The Marvelous Plan	1	mischief	trouble
	7	beckoning	causing for someone to come closer
	10	pondering	
3: George Begins to Make the Medicine 4: Animal Pills	14	shrill	
	15	solemn	
	25	concoction	
5: The Cook-up 6: Brown Paint 7: Grandma Gets the Medicine	31	tiresome	
	36	ancient	
	40	shambles	
8: The Brown Hen 9: The Pig, the Bullocks, the Sheep, the Pony and the Nanny Goat	48	towering	
	48	gaped	
	50	colossal	
10: A Crane for Grandma 11: Mr. Kranky's Great Idea	58	idle	
	61	galloped	
	63	tremendous	
12: Marvelous Medicine Number Two 13: Marvelous Medicine Number Three	70	shrieked	
	74	extraordinary	
	75	vital	
14: Marvelous Medicine Number Four 15: Good-bye Grandma	76	anxiously	
	78	forlorn	
	89	nuisance	

Vocabulary Words and Definitions

CHAPTERS	PAGE #	WORD	DEFINITION
1: Grandma 2: The Marvelous Plan	1	mischief	
	7	beckoning	
	10	pondering	
3: George Begins to Make the Medicine 4: Animal Pills	14	shrill	
	15	solemn	
	25	concoction	
5: The Cook-up 6: Brown Paint 7: Grandma Gets the Medicine	31	tiresome	
	36	ancient	
	40	shambles	
8: The Brown Hen 9: The Pig, the Bullocks, the Sheep, the Pony and the Nanny Goat	48	towering	
	48	gaped	
	50	colossal	
10: A Crane for Grandma 11: Mr. Kranky's Great Idea	58	idle	
	61	galloped	
	63	tremendous	
12: Marvelous Medicine Number Two 13: Marvelous Medicine Number Three	70	shrieked	
	74	extraordinary	
	75	vital	
14: Marvelous Medicine Number Four 15: Good-bye Grandma	76	anxiously	
	78	forlorn	
	89	nuisance	

PREVIEW ONLY

Vocabulary Focus:

- Four challenge words chosen for every 2-3 chapters
- Complete Vocabulary List comes with and without definitions
- Students are tested on these words on the tests

ASSESSMENT PACKET ANSWER KEY

Assessment #1: Chapters 1-7

(page 1)

Part 1: Vocabulary Matching

1. D
2. C
3. A
4. E
5. B
6. F

Part 2: Vocabulary Fill-in-the-Blank

7. b
8. c

(page 2)

Part 3: Comprehension Multiple Choice

9. d
10. b
11. b
12. b
13. a
14. c

(page 3)

Part 5: Comprehension and Analysis

15. George dislikes his grandmother because she is mis- mean to George, especially when his parents aren't disgusting things. For example, she tells George to e growing. She also says that she has magical powers to fall out.
16. George creates Grandma's medicine by going all aro pouring everything into it that he can find. His rule is else, he will add it to his medicine.
17. This story makes me feel a combination of things. I grandma is so mean to him. I feel a little sorry for medicine could be poisonous or kill her. I also feel int happen next. (Answers will vary.)



ASSESSMENT PACKET

George's Marvelous Medicine

Roald Dahl

Table of Contents: Assessment Packet

RESOURCE	PAGES
Vocabulary List with definitions	3
Vocabulary List without definitions	
Vocabulary List with definitions (and NO page numbers)	5
Vocabulary List without definitions (and NO page numbers)	6
Assessment Packet Cover	7
Assessment #1: Chapters 1-7	8-10
Assessment #2: Chapters 8-15	11-13
Final Vocabulary Assessment	14-15
Answer Keys	16-18
Terms of Use / Artist Credit	19-20



Come back FOR MORE RESOURCES LIKE THIS!

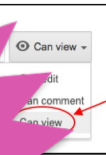
www.teacherspayteachers.com/Store/Nothing-but-Class

www.nothingbutclassresources.com

Easy Planning & Low Prep:

- Table of Contents
- Student Cover Page for easy packets
- All answer keys

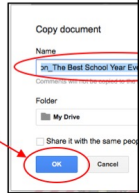
7. Next, you will be prompted to enter the students' e-mail addresses. Be sure to mark your shared document as "Can View," which is a dropdown menu on the right-hand side where you type the e-mail addresses. "Can Edit" will likely be the default selection. You can change it.



Your purchase includes both the PAPER version and the GOOGLE™ version of this resource.

8. Students can click on the paper version or the Google version of this resource.

A box will pop up like the one below. Students can change their sharing settings, so that it is not confusing when they share their documents. They will be saved into their own Google™ Drives.



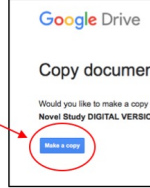
- 9. Students will be able to access the content, type in text boxes, and students make to their files will be automatically saved.
- 10. Students may share with you their works in progress and/or finished work.
- 11. Don't forget that you do have the option to print any of the content, while the Google™ Drive version has a lot more options handy if they are printed. Many teachers love that I offer both versions so they can end up using both versions.
- 12. There are places where students are required to draw or illustrate. On tablets, this is easy to do. However, if they are working on a computer, you can use the "Insert" dropdown menu in Google™ Drive to draw pictures.

You will need Internet access and a Google™ account (which is free).

2. Click on the blue link below. You will be prompted to make a copy of the Google™ document that says "Make a Copy." That copy will be saved to your Google™ Drive. (All of the screens are screenshots. The text may differ, but it will look otherwise the same.)

[Digital Version: Charlotte's Web Activities](#)

Click here first!

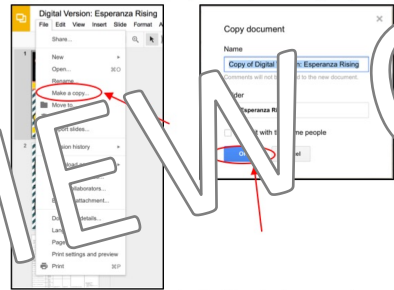


Note: If you have Google™ Drive accounts with multiple email addresses, make sure you take note which email address is selected in the top right corner of the screen, so you can easily find the document in the future.

3. If you completed Step 2 correctly, the document just transferred to your Google account. It will contain the resource in its entirety. This includes Tables of Contents, student pages, answer keys, and everything else. You will also notice that the document has blue text boxes already placed everywhere that students will need to type.

MAKE ANOTHER COPY of this document by going to File>Make a copy. A window will pop up that says "Copy document." Rename it as you wish, and then click OK.

You will customize this additional copy in whatever ways you want, according to your students' needs.



4. You can choose how you want to roll it out to your students. Decide what you want your students to have access to. Obviously, you won't want to share answer keys. Also, for example, do you only want to assign your students certain pages at a time? Once you decide, **delete** everything you don't want your students to have access to, and **reorganize** the remaining pages however you wish.

5. If you need to, make additional copies (as outlined in Step 3). For example, maybe you want to separate the assignments into smaller chunks, or withhold certain resources until a certain time. Just be sure to name all of your customized copies according to what they are, so it is not confusing when it comes time to share the documents with your students.

6. Once you're ready, share the document with your students. You can do this by clicking on the "Share" button in the top right corner of the document.

- ✓ Perfect for **distance learning**. Students can access the digital version from home or school. Teachers and students can easily send this back and forth using Google™ Drive or Google™ Classroom! *(The minimum that's needed is a free Google account.)*
- ✓ Excellent for **homeschool**. No-prep and so *easy* for teachers, parents, and students to follow!
- ✓ Eye-catching **digital version** contains full-color, interactive adaptations of all resources.

PREVIEW ONLY

BONUS Paperless Version included!

- Compatible with Google™ Drive & Google™ Classroom
- Within this product are easy instructions for how to get started right away!

Why do it digital?

- ✓ No paper or pencil
- ✓ No wasting ink
- ✓ Students work directly in the file
- ✓ Incorporate technology
- ✓ Improve student writing
- ✓ High student engagement
- ✓ Renewed student interest
- ✓ Access anywhere
- ✓ College readiness
- ✓ Also printable
- ✓ Full color

More about the GOOGLE™ Version...

- All pages are available in "Google™ Slides" with text boxes, for students to type into.
- Please note that the text within the resource itself is *not editable*. This version simply offers students the opportunity to access the pages via Google Drive™, so they may type and draw directly on the pages on their computers or tablets.
- Though the text is not editable, you may delete or reorganize the pages as needed.
- See sample screenshots on the right for a clear idea of what this looks like.

Digital Version: Fish in a Tree Assessments ☆

File Edit View Insert Format Slide Arrange Tools Add-ons Help Last edit was 1 hour ago

Background Layout Theme Transition

11

12

13

14

15

16

17

18

19

20

PREVIEW ONLY

PART 5. COMPREHENSION & ANALYSIS SHORT ANSWER

Answer the following questions in complete sentences.

17. Write about at least two major issues that Ally is struggling with in the story so far. Then, explain how these issues affect her.

Text here

18. Choose one of the following events from the story. Write about at least two effects that this event has.

- Ally draws a picture of a cube with dark black sides in her writing journal.
- Mr. Daniels challenges the class to guess what is inside four mystery boxes.
- Ally, Keisha, and Albert begin to sit together at lunch time.

Text here

19. Ally begins to notice that some of her classmates also have unique qualities. Name at least three of these classmates and explain their unique qualities in detail.

Text here

20. Name one strength and one weakness that you think Ally has. Explain your answers.

Text here

3

©2020 Nothing but Class

George's Marvelous Medicine

ASSESSMENT #1: CHAPTERS 1-7

❖ Part 1: Vocabulary Matching

Draw lines that match the words on the left with their proper definitions on the right.

- | | |
|--------------|---|
| 1. mischief | A. very old |
| 2. shrill | B. gesturing for someone to come closer |
| 3. ancient | C. high-pitched and piercing |
| 4. pondering | D. trouble |
| 5. beckoning | E. thinking |
| 6. tiresome | F. annoying |



❖ Part 2: Vocabulary Fill-in-the-Blank

Choose the best vocabulary word to complete the sentence.

7. After the destructive tornado passed through, the poor town was a _____.
- mischief
 - shambles
 - ancient
 - concoction
8. The chef created a delicious _____, poured it over the pasta, and announced that dinner was ready.
- tiresome
 - shambles
 - concoction
 - mischief

❖ **Part 3: Comprehension Multiple Choice**

Choose the best answer for each question below.

9. To which of the following animals does George not give medicine?
- A goose
 - A cow
 - A chicken
 - A sheep
10. What do George's parents use to get Grandma out of the roof?
- A crane
 - A helicopter
 - A shovel
 - A plane
11. Where does Grandma sleep when she is too big to get inside of the house?
- The backyard
 - The barn
 - The cornfield
 - The hotel
12. Choose the words below that best describe Mr. Kranky.
- Glum and depressing
 - Extroverted and talkative
 - Grumpy and humorous
 - Vengeful and destructive
13. What happens to the last chicken that George gives his medicine to?
- It explodes.
 - It grows a long neck.
 - Its beak disappears.
 - It shrinks.
14. Choose the best word to describe George's reaction when his grandma disappears at the end of the story.
- Horrified
 - Amazed
 - Sad
 - Disappointed



❖ *Part 4: Comprehension & Analysis Short Answer*

Answer the following questions in complete sentences.

15. Summarize what happens when George and Mr. Kranky attempt to recreate George's medicine.

16. Explain why Grandma ends up taking fifty doses of Marvelous Medicine Number Four. Then, describe what happens to her after she takes it.

17. Below, write about your favorite part of the story. Why is this your favorite part?
