

8. The hungry baby cried \_\_\_\_\_ for her milk.
- tensely
  - dumbfounded
  - gleefully
  - frantically
9. The \_\_\_\_\_ mountain took many days for us to climb.
- vast
  - quarry
  - sinister
  - cantankerous
10. The teacher was very \_\_\_\_\_ to find out that her students had misbehaved for the substitute teacher, and she gave everyone a lunch detention.
- riveted
  - petrified
  - cross
  - ghastly

9. Who is Miss Tibbs?
- The President's pet cat
  - The Vice President
  - The Chief Financial Advisor
  - The Chief Spy
10. How does the President respond to Mr. Wonka's speech in an "alien" language?
- He plans to blow up the Space Hotel.
  - He threatens Mr. Wonka and his friends.
  - He invites Mr. Wonka and his friends to the White House.
  - He demands that they leave the Space Hotel.

❖ PART 3: COMPREHENSION & ANALYSIS WRITTEN RESPONSE  
Answer the following questions in complete sentences.

Describe Mr. Wonka by naming two of his character traits. Support your answers.

❖ PART 3: SENTENCE COMPLETION  
Choose three words from the list below and use each of the chosen words in a sentence.

flabbergasted  
stunned

- \_\_\_\_\_
- \_\_\_\_\_
- \_\_\_\_\_

❖ PART 1: MATCHING

Draw lines that match the words on the left with their proper definitions on the right.

- |               |                                 |
|---------------|---------------------------------|
| 1. hovering   | A. roared, yelled loudly        |
| 2. scrawny    | B. hanging suspended in the air |
| 3. bellowed   | C. disappeared                  |
| 4. evaporated | D. spooky                       |
| 5. eerie      | E. skinny                       |



❖ PART 2: MULTIPLE CHOICE

Choose the word that best fits the blank in the sentences below. Circle the word, then write it in the blank.

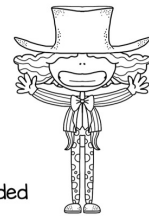
6. The children were \_\_\_\_\_ so much that the whole family was very late for the concert.
- stunned
  - dawdling
  - enthralled
  - sprinting
7. My parents were \_\_\_\_\_ to hear that I was one of the top students in the class.
- cross
  - petrified
  - ecstatic
  - scrawny

Charlie and the Great Glass Elevator  
Final Vocabulary Assessment #1: Chapters 1-6

❖ PART 1: VOCABULARY MATCHING

Draw lines that match the words on the left with their proper definitions on the right.

- |                  |   |
|------------------|---|
| 1. flabbergasted | A. held firmly                            |
| 2. trespassing   | B. bewildered, astounded                  |
| 3. riveted       | C. desperately                            |
| 4. frantically   | D. frightened, paralyzed with horror      |
| 5. hovering      | E. entering or invading a space illegally |
| 6. petrified     | F. hanging suspended in the air           |



❖ PART 2: COMPREHENSION MULTIPLE CHOICE

Choose the best answer for each question below.

7. Why does the Great Glass Elevator go too far?
- Grandma Josephine doesn't allow Mr. Wonka to push a button.
  - Mr. Wonka wants to go and visit Jupiter.
  - Grandpa Joe is angry.
  - Charlie really likes to go.
8. The Chief Spy says the Great Glass Elevator is too dangerous.
- The Russian spy.
  - The Japanese spy.
  - Mr. Hilton.
  - Mr. Marriot.

**ASSESSMENTS included:**

- 3 Comprehension and Vocabulary Tests
  - Test #1: Chapters 1-6
  - Test #2: Chapters 7-14
  - Test #3: Chapters 15-20
- Final Vocabulary Test

## Vocabulary Words and Definitions

Chapters	Page #	Word	Definition
1-2	9	frantically	desperately
	9	flabbergasted	bewildered, astounded
	16	sinister	ominous
3-4	21	hovering	hanging suspended in the air
	25	riveted	held firmly
	34	tensely	nervously, anxiously
5-6	36	trespassing	entering or invading a space illegally
	36	petrified	frightened, paralyzed with horror
	43	cross	displeased
7-8	49	dumbfounded	made speechless with amazement
	55	vast	huge
	58	triumphant	victorious
9-10	66	gleefully	merrily, joyfully
	67	ghastly	shockingly dreadful
	69	dawdling	moving slowly
11-12	81	bellowed	roared, yelled loudly
	85	gaping	staring with open mouth, in wonder
	88	stunned	astounded, amazed
13-14	98	ecstatic	overjoyed
	101	scrawny	skinny
	104	evaporated	disappear
15-16	121	hustle	hurried
	123	quarry	an excavation pit
	128	eerie	spooky
17-18	130	diabolical	evil
	139	enthralled	captivated, charmed
	145	cantankerous	grumpy
19-20	154	gallant	brave
	156		
	158		

## Vocabulary Words and Definitions

Chapters	Page #	Word	Definition
1-2	9	frantically	desperately
	9	flabbergasted	bewildered, astounded
	16	sinister	ominous
3-4	21	hovering	hanging suspended in the air
	25	riveted	held firmly
	34	tensely	nervously, anxiously
5-6	36	trespassing	entering or invading a space illegally
	36	petrified	frightened, paralyzed with horror
	43	cross	displeased
7-8	49	dumbfounded	made speechless with amazement
	55	vast	huge
	58	triumphant	victorious
9-10	66	gleefully	merrily, joyfully
	67	ghastly	shockingly dreadful
	69	dawdling	moving slowly
11-12	81	bellowed	roared, yelled loudly
	85	gaping	staring with open mouth, in wonder
	88	stunned	astounded, amazed
13-14	98	ecstatic	overjoyed
	101	scrawny	skinny
	104	evaporated	disappear
15-16	121	hustle	hurried
	123	quarry	an excavation pit
	128	eerie	spooky
17-18	130	diabolical	evil
	139	enthralled	captivated, charmed
	145	cantankerous	grumpy
19-20	154	gallant	brave
	156		
	158		


### Vocabulary Focus:

- Three challenge words chosen for every 2 chapters
- Complete Vocabulary List comes with and without definitions
- Students are tested on these words on the tests

# Assessment Packet

## Charlie and the Great Glass Elevator

By Roald Dahl



Name \_\_\_\_\_

### ASSESSMENT PACKET ANSWER KEY

#### Assessment #1: Chapters 1-6

(page 1)

#### PART 1: VOCABULARY MATCHING

1. B
2. E
3. A
4. C
5. F
6. D

#### PART 2: COMPREHENSION MULTIPLE CHOICE

7. a
8. c

(page 2)


9. b
10. c

#### PART 3: COMPREHENSION & ANALYSIS WRITTEN RESPONSE

1. First, Mr. Wonka is mischievous and sneaky. I know this because he comes up with the idea of shooting a glass elevator into space. When they get there, he wants to have a great time. He is not afraid to put the President and the whole world into thinking they are aliens. He is also very daring. I know this because he chooses to make the elevator go very far and up in space. (Answers will vary.)

### Table of Contents Assessment Packet

Resource	Pages
Vocabulary Words with Definitions	3
Vocabulary Words without Definitions	4
Vocabulary Words with Definitions (& Page numbers)	5
Vocabulary Words without Definitions (& NO page numbers)	6
Assessment Packet Cover	7
Assessment #1: Chapters 1-6	8-9
Assessment #2: Chapters 7-14	10-11
Assessment #3: Chapters 15-20	12-13
Final Vocabulary Assessment	14-15
Assessment Packet Answer Key	16-19
Terms of Use & Artist Credit	20-21

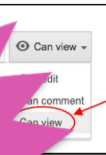


Come back FOR MORE RESOURCES LIKE THIS  
[www.teacherspayteachers.com/Store/Nothing-but-Class](http://www.teacherspayteachers.com/Store/Nothing-but-Class)  
[www.nothingbutclassresources.com](http://www.nothingbutclassresources.com)

#### Easy Planning & Low Prep:

- Table of Contents for easy navigation
- Student Cover Page for easy test packets
- All answer keys included

7. Next, you will be prompted to enter the students' e-mail addresses. Be sure to mark your shared document as "Can View," which is a dropdown menu on the right-hand side of where you type the e-mail addresses. "Can Edit" will likely be the default selection. You can change it.



Your purchase includes both the PAPER version and the GOOGLE™ version of this resource.

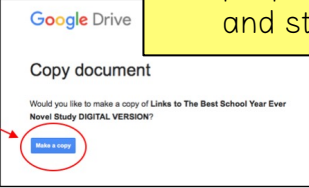
8. Students can click on the link to access the digital version of this resource.

You will need Internet access and a Google™ account (which is free).

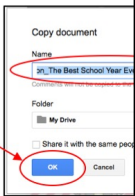
2. Click on the blue link below. You will be prompted to make a copy of the Google™ document that says "Make a Copy." That copy will be saved to your Google™ Drive. (All of the screens are only. The text may differ, but it will look otherwise the same.)

Digital Version: Charlotte's Web Activities

Click here first!



A box will pop up like the one below. Students can change their choice, so that it is not confusing when they share their documents. It will be saved into their own Google™ Drives.

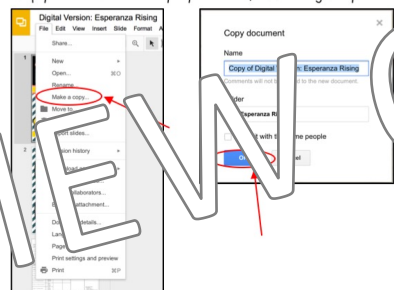


Note: If you have Google™ Drive accounts with multiple email addresses, make sure you take note which email address is selected in the top right corner of the screen, so you can easily find the document in the future.

3. If you completed Step 2 correctly, the document just transferred to your Google account. It will contain the resource in its entirety. This includes Tables of Contents, student pages, answer keys, and everything else. You will also notice that the document has blue text boxes already placed everywhere that students will need to type.

MAKE ANOTHER COPY of this document by going to File>Make a copy. A window will pop up that says "Copy document." Rename it as you wish, and then click OK.

You will customize this additional copy in whatever ways you want, according to your students' needs.



9. Students will be able to access the content, type in text boxes, and students make to their files will be automatically saved.

10. Students may share with you their works in progress and/or finished.

11. Don't forget that you do have the option to print any of the printer-friendly, while the Google™ Drive version has a lot more handy if they are printed. Many teachers love that I offer both and end up using both versions.

12. There are places where students are required to draw or illustrate on tablets, this is easy to do. However, if they are working on a computer, the "Insert" dropdown menu in Google™ Drive to draw pictures.

4. You will decide how you want to roll it out to your students. Decide what you want your students to have access to. Obviously, you won't want to share answer keys. Also, for example, do you only want to assign your students certain pages at a time? Once you decide, delete everything you don't want your students to have access to, and reorganize the remaining pages however you wish.

5. If you need to, make additional copies (as outlined in Step 3). For example, maybe you want to separate the assignments into smaller chunks, or withhold certain resources until a certain time. Just be sure to name all of your customized copies according to what they are, so it is not confusing when it comes time to share the documents with your students.

6. Once you're ready, share the document with your students. Open the document you want to share and click on the "Share" button.

- ✓ Eye-catching digital version contains full-color, interactive adaptations of all resources.
- ✓ Works for distance learning. Students can access the digital version from home OR school. Teachers and students can easily send this back and forth using Google™ Drive or Google™ Classroom!
- ✓ Excellent for school OR homeschool. No-prep and so easy for teachers, parents, and students to follow!

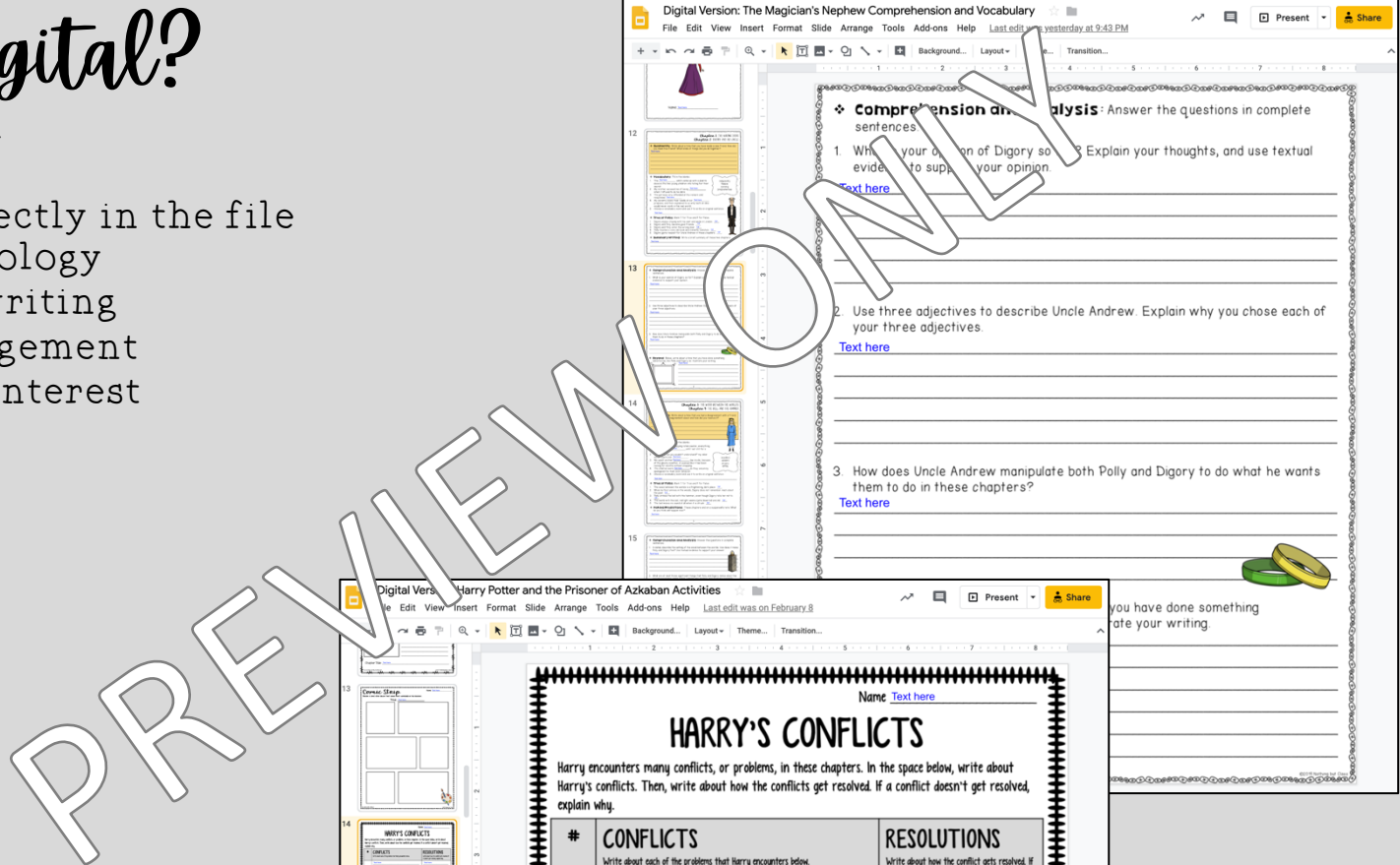
PREVIEW ONLY

**BONUS Paperless Version included!**

- Compatible with Google™ Drive & Google™ Classroom
- Within this product are easy instructions for how to get started right away!

# Why do it digital?

- ✓ No paper or pencil
- ✓ No wasting ink
- ✓ Students work directly in the file
- ✓ Incorporate technology
- ✓ Improve student writing
- ✓ High student engagement
- ✓ Renewed student interest
- ✓ Access anywhere
- ✓ College readiness
- ✓ Also printable
- ✓ Full color



## More about the GOOGLE™ Version...

- All pages are available in "Google™ Slides" with text boxes, for students to type into.
- Please note that the text within the resource itself is *not editable*. This version simply offers students the opportunity to access the pages via Google Drive™, so they may type and draw directly on the pages on their computers or tablets.
- Though the text is not editable, you may delete or reorganize the pages as needed.
- See sample screenshots on the right for a clear idea of what this looks like.

Name [Text here](#)

### HARRY'S CONFLICTS


Harry encounters many conflicts, or problems, in these chapters. In the space below, write about Harry's conflicts. Then, write about how the conflicts get resolved. If a conflict doesn't get resolved, explain why.

#	CONFLICTS <small>Write about each of the problems that Harry encounters below.</small>	RESOLUTIONS <small>Write about how the conflict gets resolved. If it doesn't get resolved, explain why.</small>
1	<a href="#">Text here</a> _____ _____	<a href="#">Text here</a> _____ _____
2	<a href="#">Text here</a> _____ _____	<a href="#">Text here</a> _____ _____
3	<a href="#">Text here</a> _____ _____	<a href="#">Text here</a> _____ _____
4	<a href="#">Text here</a> _____ _____	<a href="#">Text here</a> _____ _____

©2017 Nothing but Class

## Charlie and the Great Glass Elevator

### Assessment #: Chapters 1-6



#### ❖ PART 1: VOCABULARY MATCHING

Draw lines that match the words on the left with their proper definitions on the right.

- |                  |   |
|------------------|---|
| 1. flabbergasted | A. held firmly                            |
| 2. trespassing   | B. bewildered; astounded                  |
| 3. riveted       | C. desperately                            |
| 4. frantically   | D. frightened; paralyzed with horror      |
| 5. hovering      | E. entering or invading a space illegally |
| 6. petrified     | F. hanging suspended in the air           |

#### ❖ PART 2: COMPREHENSION MULTIPLE CHOICE

Choose the best answer for each question below.

7. Why does the Great Glass Elevator go too far?
- Grandma Josephine doesn't allow Mr. Wonka to push a button.
  - Mr. Wonka wants to go and visit Jupiter.
  - Grandpa Joe distracts Mr. Wonka.
  - Charlie requests to go into space.
8. The Chief Spy suspects that \_\_\_\_\_ is the culprit behind the Great Glass Elevator.
- The Russians
  - The Japanese
  - Mr. Hilton
  - Mr. Marriott

9. What is Grandma Georgina's opinion of Mr. Wonka?
- a. She thinks he is funny.
  - b. She believes he is crazy.
  - c. She trusts him greatly.
  - d. She thinks he wants to hurt Charlie.
10. How many years does Wonka-Vite subtract from a person?
- a. 10 years
  - b. 15 years
  - c. 5 years
  - d. 20 years

❖ PART 3: COMPREHENSION & ANALYSIS WRITTEN RESPONSE  
Answer the following questions in complete sentences.

11. Summarize the battle of the Vermicious Knids.

---

---

---

---

---

---

---

---

12. In your opinion, is Wonka-Vite a good or a bad thing? Explain.

---

---

---

---

---

---

---

---

## Charlie and the Great Glass Elevator

### Final Vocabulary Assessment

#### ❖ PART 1: MATCHING

Draw lines that match the words on the left with their proper definitions on the right.

- |               |                                 |
|---------------|---------------------------------|
| 1. hovering   | A. roared, yelled loudly        |
| 2. scrawny    | B. hanging suspended in the air |
| 3. bellowed   | C. disappeared                  |
| 4. evaporated | D. spooky                       |
| 5. eerie      | E. skinny                       |



#### ❖ PART 2: MULTIPLE CHOICE

Choose the words that belong in the sentences below. Circle the word, then write it in the blank.

6. The children were \_\_\_\_\_ so much that the whole family was very late for the concert.
- annoyed
  - dawdling
  - enthralled
  - sprinting
7. My parents were \_\_\_\_\_ to hear that I was one of the top students in the class.
- cross
  - petrified
  - ecstatic
  - scrawny