

Chapter 1: Mr. Wonka Goes Too Far
Chapter 2: Space Hotel "U.S.A."

❖ **Quickwrite:** What do you imagine it would be like to go into space?

❖ **Vocabulary:** Fill in the blanks.

- The dark clouds looked _____ as they loomed threateningly, warning of an impending storm.
- The excited dog _____ tried to pull the rope out of my hands, as we played tug-of-war together.
- When the lady realized she had won a large sum of money, she looked absolutely _____.



❖ **True or False:** Mark T for True and F for False.

- Mr. Wonka flies the elevator very high. _____
- Charlie tells Grandpa Joe he is scared. _____
- Grandma Georgina tries to stop Mr. Wonka. _____
- The elevator orbits around the earth at 200 miles per hour. _____

❖ **Comprehension and Analysis:** Answer the questions in complete sentences.

1. Explain why Mr. Wonka believes they must go very high before they go back down.

2. Describe how Charlie and his family feel as the elevator goes higher and higher. Would you feel the same or different?

3. In detail, explain what the Space Hotel is. Would you like to stay at this hotel? Why or why not?

❖ **Beyond:** Create an advertisement below for Space Hotel U.S.A.

Features student work for every 2 chapters:

- Quickwrite-Writing prompt related to the text.
- Vocabulary-Focus on 3 challenge words.
- True/False, Sequencing, & Multiple Choice questions.
- Three Comprehension & Analysis Written Response Questions.
- Beyond-Creative activities.

Vocabulary Words and Definitions

Chapters	Page #	Word	Definition
1-2	9	frantically	desperately
	9	flabbergasted	bewildered, astounded
	16	sinister	ominous
3-4	21	hovering	hanging suspended in the air
	25	riveted	held firmly
	34	tensely	nervously, anxiously
5-6	36	trespassing	entering or invading a space illegally
	36	petrified	frightened, paralyzed with horror
	43	cross	
7-8	49	dumbfounded	
	55	vast	
	58	triumphant	
9-10	66	gleefully	
	67	ghastly	
	69	dawdling	
11-12	81	bellowed	
	85	gaping	
	88	stunned	
13-14	98	ecstatic	
	101	scrawny	
	104	evaporated	
15-16	121	hustle	
	123	quarry	
	128	eerie	
17-18	130	alibical	
	139	enthralled	
	145	cantankerous	
19-20	154	gallant	
	156	sprinting	
	158	comidors	

Page numbers are for 2007 DuPon Books edition

4. Choose the best synonym for flabbergasted below.

- astonished
- bored
- wishing
- embarrassed

5. Choose the best antonym for sinister below.

- innocent
- threatening
- beautiful
- filthy

6. Choose the word that best completes the following sentence.

The strange light _____ on the horizon was declared to be a UFO.

- flabbergasted
- riveted
- hovering
- trespassing

7. Below, write about a time that you or someone you know was _____.

8. Below, write about three things someone might do if he/she _____.

9. Complete the following sentence with a reasonable answer.

I was cross because _____.

10. Use at least two of your vocabulary words in the situation below.



Charlie and the Great Glass Elevator
Vocabulary Review #1: CHAPTERS 1-6

frantically hovering trespassing

flabbergasted

sinister tensely cross

Word	Definition
frantically	
sinister	
hovering	
petrified	

1. Using a dictionary, or your notes, complete the table below.

2. Complete the graphic organizer below for the word in the middle.

Synonyms	Antonyms
tensely	
Part of Speech	Illustration

3. Write a sentence containing the word riveted below. Then illustrate your sentence.

Word: frantically	Definition: desperately
Word: flabbergasted	Definition: bewildered; astounded
Word: hovering	Definition: ominous
Word: tensely	Definition: hanging suspended in the air

frantically
(adverb)
desperately

flabbergasted
(verb)
bewildered;
astounded

sinister

hovering
(verb) hanging
suspended
in the air

tensely
(adjective)
nervously,
anxiously

riveting

petrified
(adjective)
frightened;
paralyzed
with horror

Vocabulary Focus:

- Three challenge words chosen for every 2 chapters
- Complete Vocabulary List comes with and without definitions
- Vocabulary Reviews to use throughout the study
- Vocabulary Word Wall Cards in full color
- Vocabulary Flashcards

Chapter 1: Mr. Wonka Goes Too Far
Chapter 2: Space Hotel "U.S.A."

(page 1)

❖ **Quickwrite:** Answers will vary.

❖ **Vocabulary:**

1. sinister
2. Ironically
3. Flabbergasted

❖ **True or False:**

1. T
2. T
3. F
4. F
5. T

(page 2)

❖ **Comprehension and Analysis:**

1. Mr. Wonka believes they must have enough money to build the Space Hotel.
2. Charlie and his Family Feel terrible wonder if Mr. Wonka is crazy was in that situation. (Answer: Yes)
3. The Space Hotel is an invention capsule that contains 500 hours and many other luxuries. It can walk around normally. It's an adventure to be in space.

About the Student Chapter Packet

The student work for every 2 chapters contains 5 parts:

1. **Quickwrite**-A great option is to have the students free-write here BEFORE reading the chapters. This gets their minds warmed up and thinking in the direction that the chapters will take them. This also helps them to connect the concepts in the story to themselves.
2. **Vocabulary**-You may choose to do this before or after the reading. I prefer to very quickly do this with the students beforehand, and then let the students to keep an eye out for the new words we have learned as we read.
3. **T/F, Sequencing, or Multiple Choice**-I set is included for every 2 chapters.
4. **Comprehension and Analysis**-You will find that these questions are at all levels of Bloom's Taxonomy, so are optimal for differentiation if needed. Use them all or choose just a couple for your students to complete.
5. **Beyond-The Beyond** activities are a mix of fun activities, including art, graphic organizers, and text-to-self connections. They require the students to use their imaginations, and some upper-level thinking. You might even choose to use these as an option for early finishers.

Table of Contents Student Chapter Packet

Resource	Pages
About the Student Chapter Packet	ii
Student Chapter Packet Cover	1-2
Chapters 1-2	13-14
Chapters 3-4	15-16
Chapters 5-6	17-18
Chapters 7-8	19-20
Chapters 9-10	21-22
Chapters 11-12	23-24
Chapters 13-14	25-26
Chapters 15-16	27-28
Chapters 17-18	29-30
Chapters 19-20	31-32
Student Chapter Packet Answer Key	33-42

come back for more resources like this!
www.nothingbutclassresources.com



come back for more resources like this!
www.nothingbutclassresources.com

Easy Planning & Low Prep:

- Tables of Contents
- Teacher instructions
- Student Cover Pages for each section
- Student reference bookmarks
- All answer keys

Student Chapter Packet Charlie and the Great Glass Elevator

By Roald Dahl



Name _____

©2016, 2020 Nothing but Class

Charlie and the Great Glass Elevator Reference Bookmark

Plot

A boy and his Family have an amazing adventure in outer space and beyond with Mr. Willy Wonka.

Setting

Most of the story takes place in outer space, in the elevator, and at the chocolate factory.

Characters

- Charlie Bucket-the hero.
- Willy Wonka-the quirky former owner of Charlie's chocolate factory.
- Grandpa Joe-Charlie's adventurous grandpa.
- Grandma Josephine-Charlie's cranky grandma.
- Grandpa George-Charlie's other grandpa.
- Grandma Georgina-Charlie's other grandma.
- Mr. and Mrs. Bucket-Charlie's parents.



©2016, 2020 Nothing but Class

Charlie and the Great Glass Elevator Reference Bookmark

Plot

A boy and his Family have an amazing adventure in outer space and beyond with Mr. Willy Wonka.

Setting

Most of the story takes place in outer space, in the elevator, and at the chocolate factory.

Characters

- Charlie Bucket-the hero.
- Willy Wonka-the quirky former owner of Charlie's chocolate factory.
- Grandpa Joe-Charlie's adventurous grandpa.
- Grandma Josephine-Charlie's cranky grandma.
- Grandpa George-Charlie's other grandpa.
- Grandma Georgina-Charlie's other grandma.
- Mr. and Mrs. Bucket-Charlie's parents.



©2016, 2020 Nothing but Class

Charlie and the Great Glass Elevator Reference Bookmark

Plot

A boy and his Family have an amazing adventure in outer space and beyond with Mr. Willy Wonka.

Setting

Most of the story takes place in outer space, in the elevator, and at the chocolate factory.

Characters

- Charlie Bucket-the hero.
- Willy Wonka-the quirky former owner of Charlie's chocolate factory.
- Grandpa Joe-Charlie's adventurous grandpa.
- Grandma Josephine-Charlie's cranky grandma.
- Grandpa George-Charlie's other grandpa.
- Grandma Georgina-Charlie's other grandma.
- Mr. and Mrs. Bucket-Charlie's parents.



©2016, 2020 Nothing but Class

Charlie and the Great Glass Elevator Reference Bookmark

Plot

A boy and his Family have an amazing adventure in outer space and beyond with Mr. Willy Wonka.

Setting

Most of the story takes place in outer space, in the elevator, and at the chocolate factory.

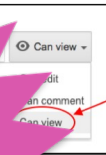
Characters

- Charlie Bucket-the hero.
- Willy Wonka-the quirky former owner of Charlie's chocolate factory.
- Grandpa Joe-Charlie's adventurous grandpa.
- Grandma Josephine-Charlie's cranky grandma.
- Grandpa George-Charlie's other grandpa.
- Grandma Georgina-Charlie's other grandma.
- Mr. and Mrs. Bucket-Charlie's parents.



©2016, 2020 Nothing but Class

7. Next, you will be prompted to enter the students' e-mail addresses. Be sure to mark your shared document as "Can View," which is a dropdown menu on the right-hand side of where you type the e-mail addresses. "Can Edit" will likely be the default selection. You can change it.



Your purchase includes both the PAPER version and the GOOGLE™ version of this resource.

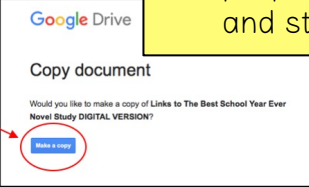
8. Students can click on the link to access the digital version of this resource.

You will need Internet access and a Google™ account (which is free).

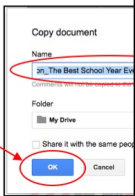
2. Click on the blue link below. You will be prompted to make a copy of the Google™ document that says "Make a Copy." That copy will be saved to your Google™ Drive. (All of the screens are only. The text may differ, but it will look otherwise the same.)

Digital Version: Charlotte's Web Activities

Click here first!



A box will pop up like the one below. Students can change their preferences when choosing, so that it is not confusing when they share their documents. They will be saved into their own Google™ Drives.

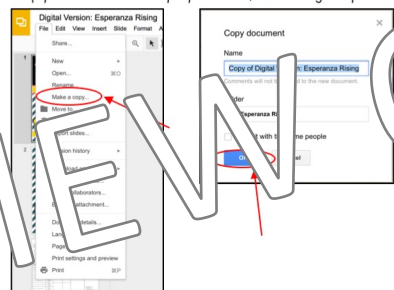


Note: If you have Google™ Drive accounts with multiple email addresses, make sure you take note which email address is selected in the top right corner of the screen, so you can easily find the document in the future.

3. If you completed Step 2 correctly, the document just transferred to your Google account. It will contain the resource in its entirety. This includes Tables of Contents, student pages, answer keys, and everything else. You will also notice that the document has blue text boxes already placed everywhere that students will need to type.

MAKE ANOTHER COPY of this document by going to File>Make a copy. A window will pop up that says "Copy document." Rename it as you wish, and then click OK.

You will customize this additional copy in whatever ways you want, according to your students' needs.



9. Students will be able to access the content, type in text boxes, and students make to their files will be automatically saved.

10. Students may share with you their works in progress and/or finished.

11. Don't forget that you do have the option to print any of the printer-friendly, while the Google™ Drive version has a lot more handy if they are printed. Many teachers love that I offer both and end up using both versions.

12. There are places where students are required to draw or illustrate on tablets, this is easy to do. However, if they are working on a computer, the "Insert" dropdown menu in Google™ Drive to draw pictures.

4. You can choose how you want to roll it out to your students. Decide what you want your students to have access to. Obviously, you won't want to share answer keys. Also, for example, do you only want to assign your students certain pages at a time? Once you decide, delete everything you don't want your students to have access to, and reorganize the remaining pages however you wish.

5. If you need to, make additional copies (as outlined in Step 3). For example, maybe you want to separate the assignments into smaller chunks, or withhold certain resources until a certain time. Just be sure to name all of your customized copies according to what they are, so it is not confusing when it comes time to share the documents with your students.

6. Once you're ready, share the document with your students by clicking on the "Share" button that says "Share."

- ✓ Eye-catching digital version contains full-color, interactive adaptations of all resources.
- ✓ Works for distance learning. Students can access the digital version from home OR school. Teachers and students can easily send this back and forth using Google™ Drive or Google™ Classroom!
- ✓ Excellent for school OR homeschool. No-prep and so easy for teachers, parents, and students to follow!

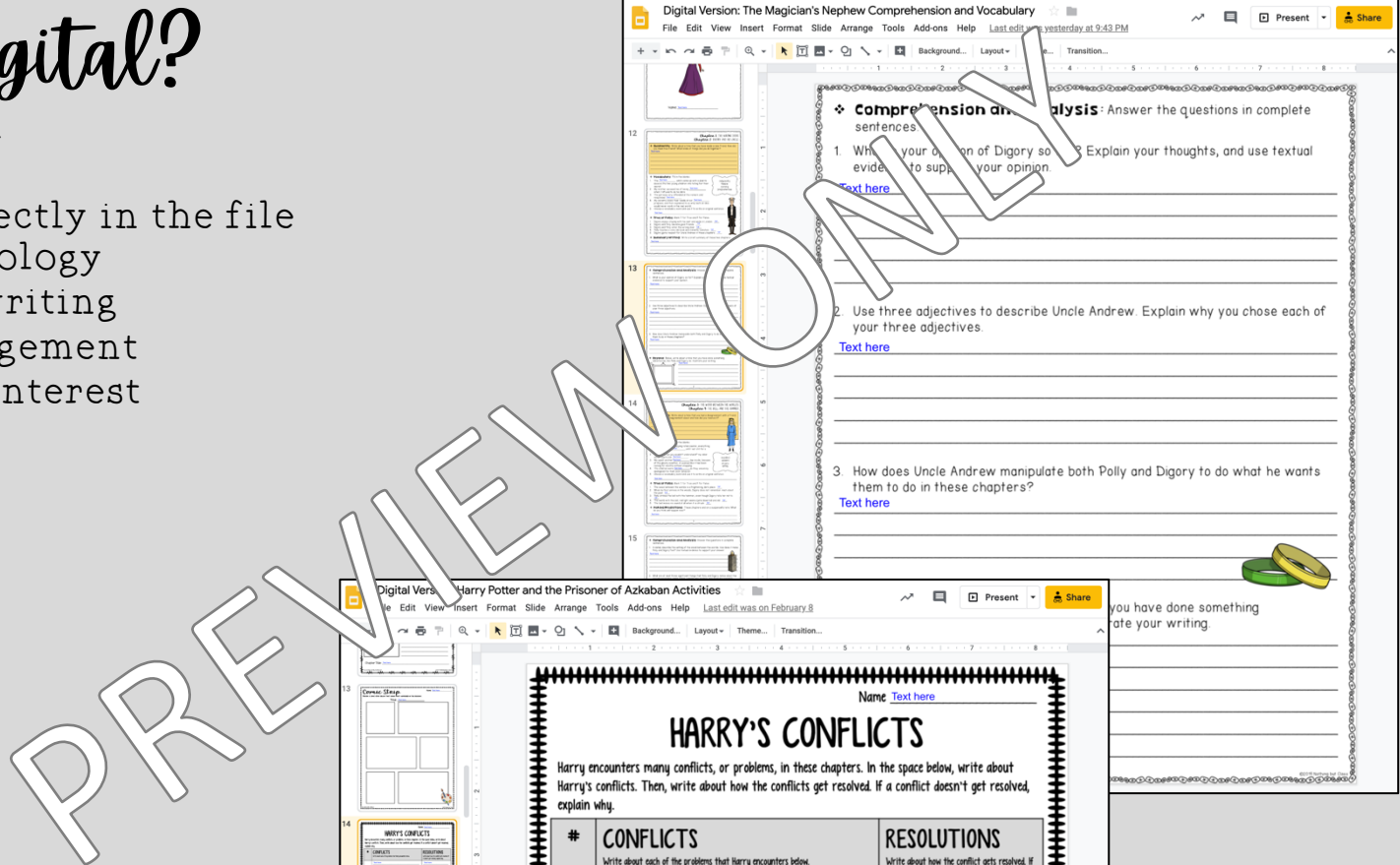
PREVIEW ONLY

BONUS Paperless Version included!

- Compatible with Google™ Drive & Google™ Classroom
- Within this product are easy instructions for how to get started right away!

Why do it digital?

- ✓ No paper or pencil
- ✓ No wasting ink
- ✓ Students work directly in the file
- ✓ Incorporate technology
- ✓ Improve student writing
- ✓ High student engagement
- ✓ Renewed student interest
- ✓ Access anywhere
- ✓ College readiness
- ✓ Also printable
- ✓ Full color



More about the GOOGLE™ Version...

- All pages are available in "Google™ Slides" with text boxes, for students to type into.
- Please note that the text within the resource itself is *not editable*. This version simply offers students the opportunity to access the pages via Google Drive™, so they may type and draw directly on the pages on their computers or tablets.
- Though the text is not editable, you may delete or reorganize the pages as needed.
- See sample screenshots on the right for a clear idea of what this looks like.

#	CONFLICTS <small>Write about each of the problems that Harry encounters below.</small>	RESOLUTIONS <small>Write about how the conflict gets resolved. If it doesn't get resolved, explain why.</small>
1	<small>Text here</small> _____ _____	<small>Text here</small> _____ _____
2	<small>Text here</small> _____ _____	<small>Text here</small> _____ _____
3	<small>Text here</small> _____ _____	<small>Text here</small> _____ _____
4	<small>Text here</small> _____ _____	<small>Text here</small> _____ _____

Chapter 1: Mr. Wonka Goes Too Far

Chapter 2: Space Hotel "U.S.A."

❖ Quickwrite: What do you imagine it would be like to go into space?

❖ Vocabulary: Fill in the blanks.

1. The dark clouds looked _____ at the gloomed threateningly, warning of an impending storm.
2. The excited boy _____ tried to pull the rope out of my hands, as we played tug-of-war together.
3. When the lady realized she had won a large sum of money, she looked absolutely _____.

frantically
flabbergasted
sinister

❖ True or False: Mark T for True and F for False.

1. Mr. Wonka flies the elevator very high. _____
2. Charlie tells Grandpa Joe he is scared. _____
3. Grandma Georgina tries to stop Mr. Wonka. _____
4. The elevator orbits around the earth at 200 miles per hour. _____
5. People that see the elevator think it contains a bomb. _____



❖ **Comprehension and Analysis:** Answer the questions in complete sentences.

1. Explain why Mr. Wonka believes they must go very high before they go back down.

2. Describe how Charlie and his family feel as the elevator goes higher and higher. Would you feel the same or different?

3. In detail explain what the Space Hotel is. Would you like to stay at this hotel? Why or why not?

❖ **Beyond:** Create an advertisement below for Space Hotel U.S.A.