

CHAPTER 1: The Filling Station  
CHAPTER 2: The Big Friendly Giant

❖ **QUICKWRITE:** Below, write about your father or another parental figure in your life.

---

---

---

---

---

---

❖ **MULTIPLE CHOICE:** Choose the best answers.

1. What kind of business does Danny's father own?
  - a. A filling station
  - b. An ice cream shop
  - c. A farm
  - d. A baby store
2. Choose the best word below to describe Danny's childhood.
  - a. Depressing
  - b. Lonely
  - c. Boring
  - d. Happy

❖ **TRUE OR FALSE:** Mark T for True and F for False.

1. Danny's father loves to tell him stories. \_\_\_\_\_
2. Danny's mother died when he was \_\_\_\_\_ years old. \_\_\_\_\_
3. Danny has one brother named George. \_\_\_\_\_
4. Danny and his father live in a tiny caravan. \_\_\_\_\_
5. Danny's father once saw the Big Friendly Giant. \_\_\_\_\_

❖ **OPINION WRITING:** Do you think that Danny has a good childhood? Why or why not?



❖ **COMPREHENSION AND ANALYSIS:** Answer the questions in complete sentences.

1. Use two adjectives to describe Danny's father. Support your answer with textual evidence.

---

---

---

---

---

2. Summarize what Danny's father tells him about the Big Friendly Giant.

---

---

---

---

---

3. Describe how Danny feels about his father. Support your answer with textual evidence.

---

---

---

---

---

❖ **BEYOND:** Below, draw and label pictures of each of the characters you have met in the story so far.

CHARACTER:	CHARACTER:

**Features student work for every 2 chapters:**

- Quickwrite-Writing prompt related to the text.
- Vocabulary-Focus on 3 challenge words.
- True/False, Sequencing, & Multiple Choice questions.
- Standards Focus Question.
- Three Comprehension & Analysis Written Response Questions.
- Beyond-Creative activities.

Name \_\_\_\_\_

## Danny in the Caravan

Find words and phrases in the text that help you picture being Danny in the caravan. Write words and phrases from the text that describe it. Include page numbers. Then, write about how the words and phrases make you feel. Finally, illustrate a picture of the setting.

### Words and Phrases:

---



---



---



---

How I

## CHARACTER TRAITS

PORTRAIT

Character: \_\_\_\_\_  
Trait: \_\_\_\_\_

EVIDENCE:

- \_\_\_\_\_
- \_\_\_\_\_
- \_\_\_\_\_

PORTRAIT

Character: \_\_\_\_\_  
Trait: \_\_\_\_\_

EVIDENCE:

- \_\_\_\_\_
- \_\_\_\_\_
- \_\_\_\_\_

Name \_\_\_\_\_

## THE SECRET Methods

In the sequencing boxes below, write what happens in each of Danny's grandfather's secret methods for catching pheasants. Then, in the blank spaces in the bottom boxes, illustrate the methods.

NAME OF METHOD 1:

NAME OF METHOD 2:

First, \_\_\_\_\_

First, \_\_\_\_\_

## DANNY'S CHAMPION PLAN

What are the main events in the chapter you have just read? Draw a picture for each, and write accompanying text.

First, \_\_\_\_\_

Next, \_\_\_\_\_

Last, \_\_\_\_\_

### 14 Reading Response Activities


- Focuses include point of view, character analysis, plot, writing, and more!
- Open-ended questions and graphic organizers perfect for differentiation.
- Aligned with Common Core.

Word: <b>rigid</b>	Definition: stiff
Word: <b>insolent</b>	Definition: rude and disrespectful
Word: <b>tense</b>	
Word: <b>ecstasy</b>	


Vocabulary Words and Definitions: DANNY THE CHAMPION OF THE WORLD

Chapters	Page #	Word	Definition
1 The Filing Station	6	rickety	old and in disrepair
2 The Big Friendly Giant	10	intent	earnest, intense
	11	thrilling	exciting
	15	inevitable	sure to happen
3 Cars and Kites and Fire Balloons	25	quirks	peculiarities, unique mannerisms
4 My Father's Deep, Dark Secret	29	aghast	shocked and horrified
	31	ravenous	very hungry
5 The Secret Methods	40	vow	promise
6 Mr. Victor Hazel	43	smug	superior
	54	petrified	scared
7 The Baby Ape	61	immense	huge
8 The Pit	72	agony	extreme pain
	76	astonishment	surprise
9 Doc Spence	78	flabbergasted	shocked
			to think or worry persistently
			promise
			stiff
			rude and disrespectful
			nervous
			joy
			victory
			plunged downward very quickly
			spooky
			strange
			worthy of respect or admiration
			juicy
			shining
			magician
			splendid, shining brilliantly
			slimy, crafty
			trouble
			guess
			looking at closely


**rickety**  
(adjective)  
old and in disrepair



**intent**  
(noun)  
earnest; intense




**thrilling**  
(adjective)  
exciting




**inevitable**  
(adjective)  
sure to happen

**quirks**  
(noun)  
peculiarities; unique mannerisms



**ravenous**  
(adjective)  
very hungry



4. Choose the best synonym for rickety.

- new
- old
- broken
- sweet

5. Choose the best antonym for thrilling.

- troubling
- irritating
- exciting
- boring

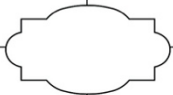
6. Choose the word that best completes the following sentence.  
The students were \_\_\_\_\_ as they took the most important test of the year.

- rickety

1. Using a dictionary, write the table below.

Word	Definition
rickety	
intent	
thrilling	

2. Choose one word and write it in the middle of the graphic organizer below. Then, complete the organizer.


Synonyms		Antonyms
		

\_\_\_\_\_ing in your life that was thrilling.

\_\_\_\_\_at would be considered rickety.

\_\_\_\_\_entence with a reasonable answer.

\_\_\_\_\_on her face because \_\_\_\_\_.



2

**Vocabulary Focus:**

- Three challenge words chosen for every 2 chapters
- Complete Vocabulary List comes with and without definitions
- Vocabulary Reviews to use throughout the study
- Vocabulary Word Wall Cards in full color
- Vocabulary Flashcards

# Student Chapter Packet Answer Key

Chapter 1: The Filling Station  
Chapter 2: The Big Friendly Giant

(page 1)  
**Quickwrite:** Answers will vary.  
**Multiple Choice:**

1. a
  2. d
- True or False:**
1. T
  2. F
  3. F
  4. T
  5. T

**Opinion Writing:** I think that Danny had a good childhood because even though he lost his mother as a baby, he had the most important thing of all-the love and care of an adult. (Answers will vary.)

(page 2)  
**Comprehension**

1. Danny's father when she was says, "...he was night" (Answers will vary)
2. Danny's father only came out very good head says that he o
3. Danny admires how much I love moment's unh

**Beyond:** Answers

**DANNY THE CHAMPION OF THE WORLD**  
By Roald Dahl  
Reference Bookmark

**PLOT**  
A boy and his dad embark on a strange and unexpected adventure involving pheasants and raisins.

**SETTING**  
The story takes place at the filling station, in the caravan, and in the woods.

**CHARACTERS**

- Danny-a nine year old boy.
- Danny's father-an adventurous, loving dad.
- Mr. Hazell-an arrogant, rich man.
- Doc Spencer-a good and loyal doctor.
- Sergeant Samways-an intimidating but kind police officer.

**DANNY THE CHAMPION OF THE WORLD**  
By Roald Dahl  
Reference Bookmark

**PLOT**  
A boy and his dad embark on a strange and unexpected adventure involving pheasants and raisins.

**SETTING**  
The story takes place at the filling station, in the caravan, and in the woods.

**CHARACTERS**

- Danny-a nine year old boy.
- Danny's father-an adventurous, loving dad.
- Mr. Hazell-an arrogant, rich man.
- Doc Spencer-a good and loyal doctor.
- Sergeant Samways-an intimidating but kind police officer.

**DANNY THE CHAMPION OF THE WORLD**  
By Roald Dahl  
Reference Bookmark

**PLOT**  
A boy and his dad embark on a strange and unexpected adventure involving pheasants and raisins.

**SETTING**  
The story takes place at the filling station, in the caravan, and in the woods.

**CHARACTERS**

- Danny-a nine year old boy.
- Danny's father-an adventurous, loving dad.
- Mr. Hazell-an arrogant, rich man.
- Doc Spencer-a good and loyal doctor.
- Sergeant Samways-an intimidating but kind police officer.

**DANNY THE CHAMPION OF THE WORLD**  
By Roald Dahl  
Reference Bookmark

**PLOT**



©2019, 2018 Nothing but Class

## TABLE OF CONTENTS: STUDENT CHAPTER PACKET

RESOURCE	PAGES
About the Student Chapter Packet	ii
Student Chapter Packet Cover Page	12
1: The Filling Station	13-14
2: The Big Friendly Giant	15-16
3: Cars and Kites and Flying Balloons	17-18
4: My Father's Deep, Dark Secret	19-20
5: The Secret Men	21-22
6: Mr. Hazell	23-24
7: The Boy Who Swam the Pir	25-26
8: The Boy Who Swam the Pir	27-28
9: Doc Spencer	29-30
10: The Great South	31-32
11: The Great South	33-34
12: The Great South	35-43

# STUDENT CHAPTER PACKET

## Danny the Champion of the World

by Roald Dahl

Name \_\_\_\_\_

©2019, 2018 Nothing but Class

LIKE THIS!  
[/Nothing-but-Class.com](http://Nothing-but-Class.com)

- Easy Planning & Low Prep:**
- Tables of Contents
  - Teacher instructions
  - Student Cover Pages for each section
  - Student reference bookmarks
  - All answer keys

## TABLE OF CONTENTS

RESOURCE	PAGES
Unit Map	3
Student Reference Bookmarks (two-sided)	4-5
Vocabulary List with definitions	6
Vocabulary List with definitions (NO page numbers)	7
Vocabulary List without definitions	8
Vocabulary List without definitions (NO page numbers)	9
<i>Table of Contents: Student Chapter Packet</i>	10
Student Chapter Packet with answer key	11-43
<i>Table of Contents: Vocabulary Packet</i>	44
Vocabulary Packet with answer key	45-88
<i>Table of Contents: Reading Response Activities</i>	89
Reading Response Activities with answer keys	90-120
<i>Table of Contents: Assessment Packet</i>	121
Assessments with answer keys	122-129
Terms of Use, Artist Credit	130-131



Come back for **MORE** RESOURCES LIKE THIS!

<https://www.teacherspayteachers.com/Store/Nothing-but-Class>

[www.nothingbutclassresources.com](http://www.nothingbutclassresources.com)

©2015, 2019 NOTHING BUT CLASS

## TABLE OF CONTENTS: ACTIVITIES

Focus	Common Core	Pages	Resource	Use with Chapter...
		90	Activity Packet Cover	
Details in the Text	RL 3.3/RL 4.3/RL 5.3/RL 6.3	91	The Secret Methods *Answer key on pg. 111	5
		92	Danny's Champion Plan *Answer key on pg. 112	11
Character Analysis	RL 3.3/RL 4.3/RL 5.3/RL 6.3	93	Character Traits	any
		94	Yours Character	any
Setting	RL 3.3/RL 4.3/RL 5.3/RL 6.3	95	Danny in the Caravan *Answer key on pg. 113	1
		96	In Hazell's Wood *Answer key on pg. 114	8
		97	Setting Snapshot	any
Figurative Language	RL 3.4/RL 4.4/RL 5.4/RL 6.4	98-99	Similes Version 1 *Answer key on pg. 115-116	1-6
		100-101	Similes Version 2 *Answer key on pg. 117-118	6-11
Point of View	RL 3.6/RL 4.6/RL 5.6/RL 6.6	102	Point of View: Mr. Victor Hazell	20
		103-104	Mystery Thoughts *Answer key on pg. 119-120	Use after finishing the novel.
		105-107	Character Quotes	Use after finishing the novel.
Text vs. Movie	RL 3.7/RL 4.7/RL 5.7/RL 6.7	108	Book vs. Movie	Use after finishing the novel.
Opinion Writing	W 3.1/W 4.1/W 5.1/W 6.1	109	My Book Review	Use after finishing the novel.
		110	Culminating Project Options	Use after finishing the novel.
		111-120	Answer keys for: • The Secret Methods • Danny's Champion Plan • Danny in the Caravan • In Hazell's Wood • Similes Version 1 • Similes Version 2 • Mystery Thoughts	

Come back for **MORE** RESOURCES LIKE THIS!

<https://www.teacherspayteachers.com/Store/Nothing-but-Class>

[www.nothingbutclassresources.com](http://www.nothingbutclassresources.com)

©2015, 2019 Nothing but Class

### A Closer Look:

- Detailed Table of Contents
- Standards and focus standards listed for all activities

# DANNY THE CHAMPION OF THE WORLD: Unit Map

Please note that MANY varied resources are included in this novel study. This is so that teachers may pick and choose what they want to use, since no two classrooms are alike. This is also so that teachers may differentiate for different groups within their classrooms. For example, you can:

- Use different resources for different leveled small groups.
- Use some resources for the entire class while using other resources for pull-out groups, for specialized instruction.
- Pick and choose what to use with the whole class, and then use some of the remaining resources as an extension with your higher readers.
- Use some resources with the whole class and then create an early finishers pack with the rest of the resources.
- Use some resources as your basis for whole class direct instruction, while using other resources for independent seatwork.
- Use some resources as classwork, and other resources as homework.

This unit map is meant to show you in one quick and easy snapshot, the resources that you will need to use the resources included, but of course it does not mean you must use every single thing with every single student.

Chapters in Student Chapter Packet & Vocabulary Packet	Vocabulary Words	Assessments	Reading Response Activities (To be used with specific chapters)	Other Reading Response Activities
1: The Filling Station 2: The Big Friendly Giant	<ul style="list-style-type: none"> <li>rickety</li> <li>intent</li> <li>thrilling</li> </ul>			
3: Cars and Kites and Fine Balloons 4: My Father's Deep, Dark Secret	<ul style="list-style-type: none"> <li>inevitable</li> <li>quirks</li> <li>ghost</li> </ul>			
5: The Secret Methods 6: Mr. Victor Hazell	<ul style="list-style-type: none"> <li>ravenous</li> <li>vow</li> <li>smile</li> </ul>	Assessment #1: Chapter 5-6		
7: The Baby Austin 8: The Pit	<ul style="list-style-type: none"> <li>petrified</li> <li>immense</li> <li>gony</li> </ul>		To use with Chapter 1: Danny in the Caravan	
9: Doc Spencer 10: The Great Shooting Party	<ul style="list-style-type: none"> <li>enishment</li> <li>bergasted</li> <li>blatant</li> </ul>		To use with Chapters 1-6: Similes Version 1	
11: The Sleeping Beauty 12: Thursday School	<ul style="list-style-type: none"> <li>rigid</li> <li>insolent</li> </ul>		To use with Chapter 5: The Secret Methods	To use with any chapter: <ul style="list-style-type: none"> <li>Character Trails</li> <li>You vs. Character</li> <li>Setting Snapshot</li> </ul>
13: Friday the 13th	<ul style="list-style-type: none"> <li>tense</li> <li>ecstasy</li> <li>triumph</li> </ul>		To use with Chapters 6-11: Similes Version 2	
15: The Keeper 16: Danny the Champion of the World	<ul style="list-style-type: none"> <li>plummeted</li> <li>eerie</li> <li>peculiar</li> </ul>	Assessment #2: Chapters 11-22	To use with Chapter 8: In Hazell's Wood	
17: The Taxi 18: The	<ul style="list-style-type: none"> <li>respectable</li> <li>succulent</li> <li>glimmering</li> </ul>	Final Vocabulary Assessment	To use with Chapter 11: Danny's Champion Plan	
19: Rockabye Baby 20: Good-bye Mr. Hazell	<ul style="list-style-type: none"> <li>conjurer</li> <li>resplendent</li> <li>cunningly</li> </ul>		To use with Chapter 20: Point of View: Mr. Victor Hazell	
21: Doc Spencer's Surprise 22: My Father	<ul style="list-style-type: none"> <li>mischievous</li> <li>hunch</li> <li>inspecting</li> </ul>			
				To use after finishing the novel: <ul style="list-style-type: none"> <li>Mystery Thoughts</li> <li>Character Guides</li> <li>Book vs. Movie</li> <li>My Book Review</li> <li>Culminating Project Options</li> </ul>

# CULMINATING PROJECT CHOICES

Now that you have completed the book, choose one of the final projects to do below!

1. **SEQUEL:** Write a sequel to *Danny the Champion of the World*. What happens to Danny and his dad?
2. **WHO'S THE AUTHOR?:** Use the Internet to do research about the author, Rod Dahl. Write a biography about him. Make sure to include a Works Cited page.
3. **DEAR DIARY:** Choose a character in the book. Write about the events in the book from his or her point of view, in the form of several diary entries.
4. **NEWSPAPER:** Create a newspaper that is themed around the events in the book. You might include articles, advertisements, comic strips, and an advice column.
5. **PLAYWRIGHT:** Choose your favorite scene from *Danny the Champion of the World*. Write it in the form of a play. Either record it to show to the class, or perform it in front of the class!
6. **BOARD GAME:** Create a board game which is themed around *Danny the Champion of the World*. Be creative!
7. **NEWS INTERVIEW:** Imagine you are a journalist that is interviewing one of the characters from *Danny the Champion of the World*. Write a script for it. With a partner, either record it to show to the class, or perform it in front of the class!
8. **ANOTHER SECRET METHOD:** Invent another secret method that poachers can use to capture pheasants. Write about it and illustrate it.
9. **MOVIE POSTER:** Design a movie poster advertising *Danny the Champion of the World*.
10. **CHARACTER ART:** Create sculptures, puppets, or models of the characters using any material you choose. You could use a combination of paper, rocks, clay, poster board, old toys, sticks, or anything you can think of!

My Choice: \_\_\_\_\_

My Grade: \_\_\_\_\_

Comments: \_\_\_\_\_



## Additional Resources:

- Culminating Project Options for students to complete after the novel

# Danny the Champion of the World

## FINAL VOCABULARY ASSESSMENT

### ❖ Part 1: Matching

> Draw lines that match the words on the left with their proper definitions on the right.

- |               |                                  |
|---------------|----------------------------------|
| 1. glimmering | A. promise                       |
| 2. pact       | B. shining                       |
| 3. plummeted  | C. huge                          |
| 4. immense    | D. plunged downward very quickly |
| 5. smug       | E. superior                      |

### ❖ Part 2: Multiple Choice

> Choose the words that belong in the sentences below. Circle the word, then write it in the blank.

6. When my brother fell off his bike and broke his leg, he was \_\_\_\_\_.
- agony
  - ecstasy
  - triumph
  - rickety
7. In the story, "The Gingerbread Man," the fox \_\_\_\_\_ the gingerbread man.
- cunningly
  - flabbergasted
  - eerie
  - conjurer

PREVIEW ONLY

# Danny the Champion of the World

## COMPREHENSION ASSESSMENT #1: CHAPTERS 1-10

### ❖ Part 1: Comprehension Multiple Choice

Choose the best answer for each question below.

- Choose the words that best describe Mr. Victor Hazell.
  - Cheerful and humorous
  - Arrogant and unkind
  - Kind and generous
  - Miserable and grumpy
- How does Danny's father get injured?
  - A pheasant bites him.
  - A paper shoots him.
  - He falls into a pit.
  - He trips over a tree root.
- Choose the words that best describe Danny's childhood.
  - Dull and boring
  - Adventurous and exciting
  - Miserable and poor
  - Mysterious and magical
- What is a pheasant's favorite food?
  - Grapes
  - Strawberries
  - Raisins
  - French fries
- What sort of business does Danny and his father own?
  - A circus
  - A pet shop
  - A camp site
  - A filling station

### ❖ Part 2: Comprehension & Analysis Short Answer

Answer the following questions in complete sentences.

6. Describe Danny's relationship with his father. Include adjectives to describe it, as well as examples of things they do together.

---

---

---

---

---

---

---

---

7. What is Danny's father's secret? Why do you think he keeps it a secret?

---

---

---

---

---

---

---

---

How does this story make you feel? Explain your answer.

---

---

---

---

---

---

---

---

### ASSESSMENTS included:

- 2 Comprehension Tests
  - Test #1: Chapters 1-10
  - Test #2: Chapters 11-22
- 1 Final Vocabulary Test



# Instructions

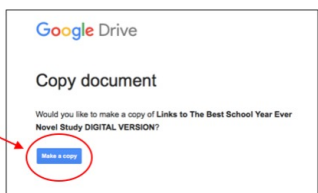
for Digital Version/Google™ Drive Document

1. In the Google folder you received after purchasing my product, you should have found three files: the **digital version**, the **printable PDF**, and the **instructions** you are currently reading.

2. You will notice that the digital version contains the resource in its entirety. This includes Tables of Contents, student pages, answer keys, and everything else. You will also notice that the document has blue text boxes already placed everywhere that students will need to type.

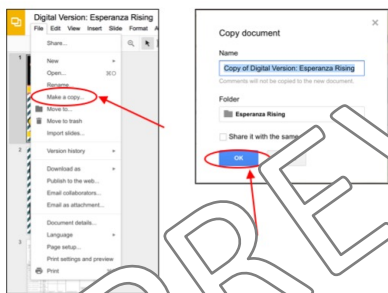
MAKE ANOTHER COPY of this document by going to File>Make a copy. A window will pop up that says "Copy document." Rename it as you wish, and then click OK.

You will customize this additional copy in whatever ways you want, according to your students' needs.

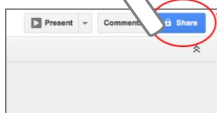


3. Think through how you want to roll it out to your students. Decide what you want your students to have access to. Obviously, you won't want to share answer keys. Also, for example, do you only want to assign your students certain pages at a time? Once you decide, **delete** everything you don't want your students to have access to, and **reorganize** the remaining pages however you wish.

4. If you need to, make additional copies (as outlined in Step 3). For example, maybe you want to separate the assignments into smaller chunks, or withhold certain resources until a certain time. Just be sure to name all of your customized copies according to what they are, so it is not confusing when it comes time to share the documents with your students.

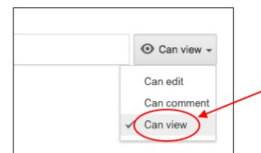


5. Once you're ready, share the documents with your students as needed. Students will need their own Google™ accounts. To share, open the document you want to share in your Google™ Drive. Then, click on the blue button in the upper right corner that says "Share."

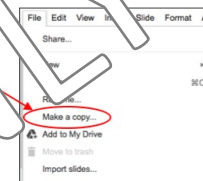


\*Note: Sharing with students can also be done through Google™ Classroom.\*

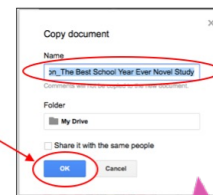
6. Next, you will be prompted to enter the students' e-mail addresses. **Be sure to mark your shared document as "Can View,"** which is a drop down menu on the right-hand side of where you type the e-mail addresses. "Can Edit" will likely be the default selection, so you may need to change it.



7. Students will need to make their own copies since you don't want them to be able to edit your original documents. Their own copies will then get saved into their own Google™ Drives. In order to make their own copies, students will need to click the links in their e-mails, which will open the document you shared with them in Google™ Drive. Students will need to click on "File," and then "Make a copy," in the top left corner.



A box will pop up like the one below. Students can change the name of their copied documents to something of your choosing so that it is not confusing when they share their document back with you. After they hit OK, the document will be saved to their own Google™ Drives.



Students will rename their copied documents here.

8. Students will be able to access the content, type in text boxes, adjust bold, draw pictures, etc. Changes that students make to their documents will be automatically saved.

9. Students may share with you their works in progress.

10. Don't forget that you do have the option to print the digital version in black and white and printer-friendly, while the Google™ Drive version is in color. Both versions are most handy if they are printed. Many teachers like to have both versions so that they end up using both versions.

11. There are places where students are able to use their devices (i.e. iPads or tablets), this is easy to do. However, if you are using a computer, you can use the "Insert" dropdown menu in Google™ Docs to insert images, tables, etc.

Your purchase includes both the **PAPER** version and the **GOOGLE™** version of this resource.

**BONUS Paperless Version included!**

- Compatible with Google™ Drive & Google™ Classroom
- Within this product are easy instructions for how to get started right away!

# Why do it digital?

- ✓ No paper or pencil
- ✓ No wasting ink
- ✓ Students work directly in the file
- ✓ Incorporate technology
- ✓ Improve student writing
- ✓ High student engagement
- ✓ Renewed student interest
- ✓ Access anywhere
- ✓ College readiness
- ✓ Also printable
- ✓ Full color

PREVIEW ONLY

Digital Version: The Magician's Nephew Comprehension and Vocabulary  
File Edit View Insert Format Slide Arrange Tools Add-ons Help Last edit was yesterday at 9:43 PM

Comprehension and Analysis: Answer the questions in complete sentences.

What is your opinion of Digory so far? Explain your thoughts, and use textual evidence to support your opinion.

2. Use three adjectives to describe Uncle Andrew. Explain why you chose each of your three adjectives.

3. How does Uncle Andrew manipulate both Polly and Digory to do what he wants them to do in these chapters?

Digital Version: Harry Potter and the Prisoner of Azkaban Activities  
File Edit View Insert Format Slide Arrange Tools Add-ons Help Last edit was on February 8

Name [Text here](#)

### HARRY'S CONFLICTS

Harry encounters many conflicts, or problems, in these chapters. In the space below, write about Harry's conflicts. Then, write about how the conflicts get resolved. If a conflict doesn't get resolved, explain why.

#	CONFLICTS Write about each of the problems that Harry encounters below.	RESOLUTIONS Write about how the conflict gets resolved. If it doesn't get resolved, explain why.
1	<a href="#">Text here</a>	<a href="#">Text here</a>
2	<a href="#">Text here</a>	<a href="#">Text here</a>
3	<a href="#">Text here</a>	<a href="#">Text here</a>
4	<a href="#">Text here</a>	<a href="#">Text here</a>

**MORE about the GOOGLE™ version...**

- All pages are available in "Google™ Slides" with text boxes, for students to type into.
- Please note that the text within the resource itself is *not editable*. This version simply offers students the opportunity to access the pages via Google Drive™, so they may type and draw directly on the pages on their computers or tablets.
- Though the text is not editable, you may delete or reorganize the pages as needed.
- See sample screenshots on the right for a clear idea of what this looks like.

# CHAPTER 1: The Filling Station

# CHAPTER 2: The Big Friendly Giant

❖ **QUICKWRITE:** Below, write about your father or another parental figure in your life.

---

---

---

---


---

❖ **MULTIPLE CHOICE:** Choose the best answers.

1. What kind of business does Danny's father own?
  - a. A Filling station
  - b. An ice cream shop
  - c. A farm
  - d. A baby store
2. Choose the best word below to describe Danny's childhood.
  - a. Depressing
  - b. Lonely
  - c. Boring
  - d. Happy

❖ **TRUE OR FALSE:** Mark T for True and F for False.

1. Danny's father loves to tell him stories. \_\_\_\_\_
2. Danny's mother died when he was five years old. \_\_\_\_\_
3. Danny has one brother named George. \_\_\_\_\_
4. Danny and his father live in a tiny caravan. \_\_\_\_\_
5. Danny's father once saw the Big Friendly Giant. \_\_\_\_\_



❖ **OPINION WRITING:** Do you think that Danny has a good childhood? Why or why not?

---

---

---

---

❖ COMPREHENSION AND ANALYSIS: Answer the questions in complete sentences.

1. Use two adjectives to describe Danny's father. Support your answer with textual evidence.

---

---

---

---

---

2. Summarize what Danny's father tells him about the Big Friendly Giant.

---

---

---

---

---

3. Describe how Danny feels about his father. Support your answer with textual evidence.

---

---

---

---

---

❖ BEYOND: Below, draw and label pictures of each of the characters you have met in the story so far.

CHARACTER:	CHARACTER:	CHARACTER:

Name \_\_\_\_\_

Find words and phrases in the text that help you picture being in Hazell's Wood. Write them on the lines below. Then, write about how they make you feel. Finally, illustrate the setting.

◦ In Hazell's Wood ◦

---

---

---

---

---

---

How I Feel



Illustration

