

Features Vocabulary & Comprehension for every 5-7 chapters.

- Book is divided into **manageable** chunks of reading.
- Consistent format allows for **predictability** and student **confidence**
- Variety of question types for **high student engagement**
- Includes **"Quickwrite"** free-writing prompt which relates the text to the students
- Questions range from **basic comprehension** to **rigorous analysis**

CHAPTERS 1-7

❖ **QUICKWRITE:** Write about your school, your class, and your teacher in detail.



❖ **VOCABULARY:** Fill in the blanks.

1. The toddler pressed his face up against the glass so hard that all his features were _____ which made everyone laugh.
2. I was completely _____ when I heard the shocking news.
3. After the poor kid fell on the sidewalk, he _____ in pain and went limping weakly home.
4. During the debate, I _____ my opinion confidently.

❖ **TRUE OR FALSE:** Mark T for True and F for False.

1. Bradley is popular and well-liked among his peers. _____
2. Carla is a young, new school counselor. _____
3. Jeff is terribly embarrassed when he goes into the wrong bathroom. _____
4. Mrs. Ebbel seems to enjoy Bradley. _____
5. Bradley's mother is concerned about him, but is unsure of what to do. _____

❖ **CHARACTER ANALYSIS:** Which character can you relate to the most?

❖ **COMPREHENSION AND ANALYSIS:** Answer the questions in complete sentences.

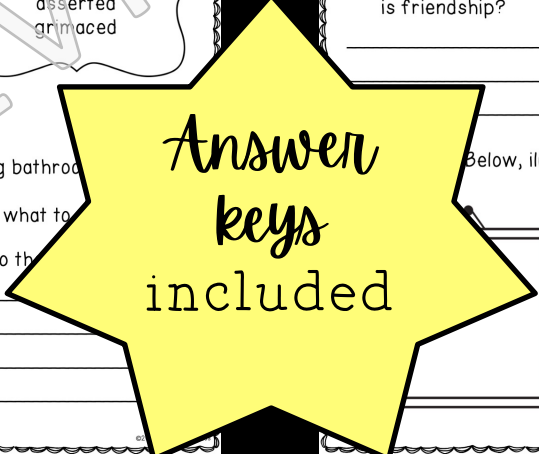
1. What is your impression of Jeff so far? Explain. Use textual evidence to support your answer.

2. Who are Bradley's only friends?

3. What does Mrs. Ebbel tell Mrs. Chalkers, and what is her response?

4. In Chapter 7, Carla and Jeff talk about what friendship is. In your opinion, what is friendship?

Below, illustrate and write about a part of these chapters that you can relate to.



Vocabulary Focus:

- 4 vocabulary words chosen for you for every 5-7 chapters
- Complete Vocabulary List comes with and without definitions
- Final Vocabulary Review included
- Full-color Vocabulary Word Wall cards along with black & white flashcards

Name _____

VOCABULARY WORDS AND DEFINITIONS: **THERE'S A BOY IN THE GIRLS' BATHROOM**

CHAPTERS	PAGE #	WORD	DEFINITION
	5	distorted	twisted
1-7	15	flabbergasted	taken by surprise

Name _____

THERE'S A BOY in the GIRLS' BATHROOM
VOCABULARY REVIEW #1: CHAPTERS 1-22

distorted	flabbergasted	asserted	grimaced	ferociously	thrilled	anguish
reluctantly	intently	shuddered	assured	scoffed		

1. Using a dictionary, or your notes, complete the table below.









Word	Definition	Illustration
distorted		
anguish		
reluctantly		
scoffed		

2. Complete the graphic organizer below for the word in the middle.

Synonyms	Antonyms
<div style="border: 1px solid black; border-radius: 50%; width: 100px; height: 100px; margin: 0 auto; display: flex; align-items: center; justify-content: center;">thrilled</div>	
Part of Speech	Illustration

3. Write a sentence containing the word **grimaced** below. Then, illustrate your sentence.

1

<p>Word: overwhelmed</p>	<p>Definition: swamped;</p>
<p>intently (adverb) attentively</p> 	<p>shuddered (verb) trembled or quivered</p> 
<p>assured (verb) guaranteed; promised</p> 	<p>scoffed (verb) mocked; made fun of</p> 
<p>astonishment (noun) amazement and surprise</p> 	<p>stammered (verb) stumbled over one's words</p> 
<p>anticipation (noun) suspense</p> 	<p>inquisitively (adverb) curiously</p> 

SO EASY to prep and use!

- Answer keys
- Table of Contents & Teacher instructions

STUDENT CHAPTER PACKET ANSWER KEY

CHAPTERS 1-7

Quickwrite: Answers will vary.

Vocabulary:

1. distorted
2. flabbergasted
3. grimaced
4. asserted

True or False:

1. F
2. T
3. T
4. F
5. T

Character Analysis: I can relate to Jeff because I have been the new kid at school before, and I know how scary it feels. (Answers will vary.)

Comprehension and Analysis:

1. I think Jeff is a good kid with a big heart. He has compassion for Bradley, because, as he shares with Carla, even the teacher says something unkind about Bradley right in front of him. And he tries to reach out to Bradley, despite Bradley's intimidating behavior. On page 30, the Jeff says to Carla, regarding Bradley, "I think he needs help even more than me."
2. Bradley's only friends are his small animals that he has at home. He pretends that they talk to each other and to him.
3. Mrs. Ebbel tells Mrs. Chalkers that Bradley has very poor behavior and must see the school counselor weekly from now on. Mrs. Chalkers keeps saying that Bradley is a good boy and she agrees to let him see the counselor.
4. Friendship is when two people have a relationship in which they are equally kind, caring, and giving to one another. (Answers will vary.)

Beyond: Answers will vary.

TABLE OF CONTENTS: *Student Chapter Packet*

Resource	Pages
About the Student Chapter Packet	10
Student Chapter Packet Cover	11
Chapters 1-7	12-13
Chapters 8-14	14-15

ABOUT THE STUDENT CHAPTER PACKET

The student work for every section of reading contains both comprehension and vocabulary. Each part includes the following sections:

1. **Quickwrite**-A great idea is to have the students free-write here BEFORE reading the chapter. This gets their minds warmed up and thinking in the direction that the chapters will take them. This also helps them to connect the concepts in the story to themselves.
2. **Vocabulary**-The students practice with four new words that are chosen for you from every section. Synonyms, antonyms, and context clues are among the skills included.
3. **True/False, Multiple Choice, or Sequencing**-One set of these types of questions are included for each section.
4. **Standards Focus**-One question or activity is included. These focus on Reading Literature standards like main idea, character analysis, and figurative language.
5. **Comprehension and Analysis**-Four short answer questions are provided per section. You will find that these questions are at all levels of Bloom's Taxonomy, so are optimal for differentiation if needed. Use them all or choose just some for your students to complete.
6. **Beyond**-The Beyond activities are a mix of fun activities, including art, graphic organizers, and text-to-self connections. They require the students to use their imaginations, and some upper-level thinking. You might even choose to use these as an option for early finishers.

EXTRA Goodies:

- Student reference **bookmarks** with **original, beautiful, hand-drawn art**
- **Cover pages** for each section for **easy organization**

STUDENT CHAPTER PACKET

THERE'S A BOY IN THE GIRLS' BATHROOM

By Louis Sachar

THERE'S A BOY IN THE GIRLS' BATHROOM
By Louis Sachar
Reference Bookmark

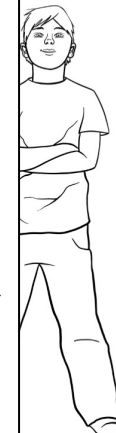
PLOT
Nobody likes Bradley Chalkers, except for the new school counselor, Carla. Carla helps Bradley overcome his fears, give himself a chance to change, and be open to new friendships.

SETTING
The story mostly takes place at Bradley's school, where he is a fifth grader.

CHARACTERS

- Bradley-the oldest kid in fifth grade.
- Jeff-the new kid in Bradley's class.
- Carla-the new school counselor at Bradley's school.
- Mrs. Ebbel-Bradley's sister.
- Claudia-Bradley's older sister.
- Colleen-a fifth grade girl.

is Sachar



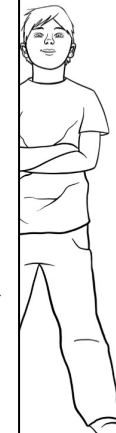
THERE'S A BOY IN THE GIRLS' BATHROOM
By Louis Sachar
Reference Bookmark

PLOT
Nobody likes Bradley Chalkers, except for the new school counselor, Carla. Carla helps Bradley overcome his fears, give himself a chance to change, and be open to new friendships.

SETTING
The story mostly takes place at Bradley's school, where he is a fifth grader.

CHARACTERS

- Bradley-the oldest kid in fifth grade.
- Jeff-the new kid in Bradley's class.
- Carla-the new school counselor at Bradley's school.
- Mrs. Ebbel-Bradley's sister.
- Claudia-Bradley's older sister.
- Colleen-a fifth grade girl.



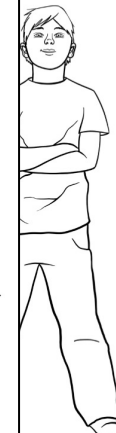
THERE'S A BOY IN THE GIRLS' BATHROOM
By Louis Sachar
Reference Bookmark

PLOT
Nobody likes Bradley Chalkers, except for the new school counselor, Carla. Carla helps Bradley overcome his fears, give himself a chance to change, and be open to new friendships.

SETTING
The story mostly takes place at Bradley's school, where he is a fifth grader.

CHARACTERS

- Bradley-the oldest kid in fifth grade.
- Jeff-the new kid in Bradley's class.
- Carla-the new school counselor at Bradley's school.
- Mrs. Ebbel-Bradley's sister.
- Claudia-Bradley's older sister.
- Colleen-a fifth grade girl.



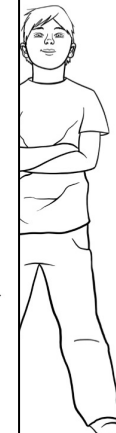
THERE'S A BOY IN THE GIRLS' BATHROOM
By Louis Sachar
Reference Bookmark


PLOT
Nobody likes Bradley Chalkers, except for the new school counselor, Carla. Carla helps Bradley overcome his fears, give himself a chance to change, and be open to new friendships.

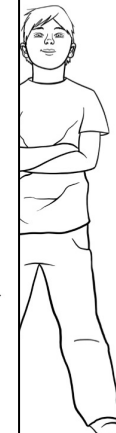
SETTING
The story mostly takes place at Bradley's school, where he is a fifth grader.


CHARACTERS

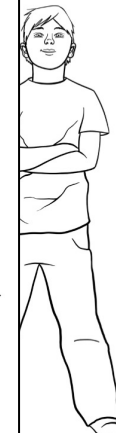
- Bradley-the oldest kid in fifth grade.
- Jeff-the new kid in Bradley's class.
- Carla-the new school counselor at Bradley's school.
- Mrs. Ebbel-Bradley's sister.
- Claudia-Bradley's older sister.
- Colleen-a fifth grade girl.




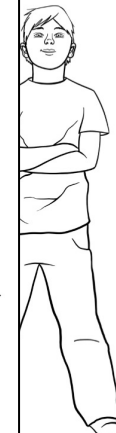





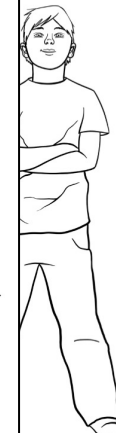












Digital version included, through Google Drive:

CHAPTERS 1-7

❖ **QUICKWRITE:** Write about your school, your class, and your teacher in detail.

Text here



❖ **VOCABULARY:** Fill in the blanks.

1. The toddler pressed his face up against the glass so hard that all his features were _____ **Text here** _____, which made everyone laugh.
2. I was completely _____ **Text here** _____ when I heard the shocking news.
3. After the poor kid fell on the sidewalk, he _____ **Text here** _____ in pain and went limping weakly home.
4. During the debate, I _____ **Text here** _____ my opinion confidently.

distorted
flabbergasted
asserted
grimaced

❖ **TRUE OR FALSE:** Mark T for True and F for False.

1. Bradley is popular and well-liked among his peers. T/F
2. Carla is a young, new school counselor. T/F
3. Jeff is terribly embarrassed when he goes _____
4. Mrs. Ebbel seems to enjoy Bradley. T/F
5. Bradley's mother is concerned about him, but _____

❖ **CHARACTER ANALYSIS:** Which character _____

Text here

Your purchase includes both the PAPER version and the GOOGLE version of this resource.

- Eye-catching digital version contains **full-color, interactive adaptations** of all resources.
- **Text boxes** are already placed everywhere students must type.
- Works for **distance learning**. Students can access the digital version from home OR school.
- Teachers and students can easily send this back and forth using **Google Drive or Google Classroom!**
- **Easy instructions** included!

** IMPORTANT NOTE **

The digital Google Drive version contains mostly the same content as the printable version. However, some assignments, such as drawing activities, have been replaced with more **digitally friendly assignments**, which may include such features as **movable or drag-and-drop pieces**.

New to digital learning? Don't worry. Easy instructions are included. If you have more questions, feel free to reach out!

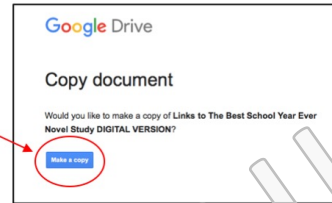
Instructions

for Digital Version/Google™ Drive Document

1. You will need Internet access and a Google™ account (which is free).
2. Click on the blue link below. You will be prompted to make a copy of the Google™ document. Click on the blue button that says "Make a Copy." That copy will be saved to your Google™ Drive. (All of the screenshots below are examples only. The text may differ, but it will look otherwise the same.)

[Digital Version: Ramona Quimby, Age 8](#)

Click here first!

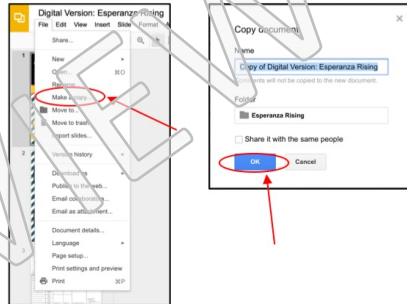


Note: If you have Google™ Drive accounts with multiple email addresses, make sure you take note which email address is selected in the top right corner of the screen, so you can easily find the document in the future.

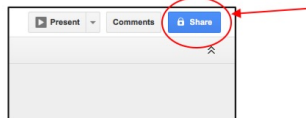
3. If you completed Step 2 correctly, the document just transferred to your Google account. It will contain the resource in its entirety. This includes Tables of Contents, student pages, answer keys, and everything else. You will also notice that the document has blue text boxes already placed everywhere that students will need to type.

MAKE ANOTHER COPY of this document by going to File>Make a copy. A window will pop up that says "Copy document." Rename it as you wish, and then click OK.

You will customize this additional copy in whatever ways you want, according to your students' needs.



4. Think through how you want to roll it out to your students. Decide what you want your students to have access to. Obviously, you won't want to share answer keys. Also, for example, do you only want to assign your students certain pages at a time? Once you decide, **delete** everything you don't want your students to have access to, and **reorganize** the remaining pages however you wish.
5. If you need to, make additional copies (as outlined in Step 3). For example, maybe you want to separate the assignments into smaller chunks, or withhold certain resources until a certain time. Just be sure to name all of your customized copies according to what they are, so it is not confusing when it comes time to share the documents with your students.
6. Once you're ready, share the documents with your students. Students will need their own Google™ accounts. To share, open the document you want to share in your Google™ Drive. Then, click on the blue button in the upper right corner that says "Share."



Note: Sharing with students can also be done through Google™ Classroom.

Why do it digital?

- ✓ No paper or pencil
- ✓ No wasting ink
- ✓ Students work directly in the file
- ✓ Incorporate technology
- ✓ Improve student writing
- ✓ High student engagement
- ✓ Renewed student interest
- ✓ Access anywhere
- ✓ College readiness
- ✓ Also printable
- ✓ Full color

Your purchase includes both the PAPER version and the GOOGLE version of this resource.