

Features Vocabulary & Comprehension for every section.

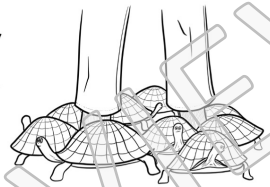
- Book is divided into two sections.
- Consistent format allows for **predictability** and student **confidence**
- Variety of question types for **high student engagement**
- Includes **"Quickwrite"** free-writing prompt which relates the text to the students
- Questions range from **basic comprehension** to **rigorous analysis**

Section 1

❖ **QUICKWRITE:** Write about someone you are very fond of. Why do you like this person so much?

❖ **VOCABULARY:** Fill in the blanks.

1. Our teacher's goodbye speech to us on the last day of school was full of _____ and sentimental words, and it brought nearly all of us to tears.
2. Because the man had accomplished a _____ that many thought was impossible, he was famous all around the world.
3. As everyone sang to her at her birthday party, the little girl sat _____ from ear to ear.
4. The rocks _____ out to sea.
5. As we passed by the bakery and smelled the delicious aromas wafting out, I _____ for a chocolate chip cookie.
6. The complicated math problem completely _____ me.



jolted
longed
feat
endearments
b
bev


❖ **TRUE OR FALSE:** Mark T for True and F for False.

1. Mr Hoppy is a very outgoing man. _____
2. Mrs Silver's tortoise is named Esio Trot. _____
3. Mr Hoppy says that tortoises can only understand words written _____
4. Mr Hoppy's apartment is directly under Mrs Silver's apartment. _____
5. Mrs Silver really wants her tortoise to grow big more quickly. _____

❖ **MAIN IDEA:** What would be a suitable title for this section of reading.

❖ **COMPREHENSION AND ANALYSIS:** Answer the questions in complete sentences.

1. List all of the characters you have met in the story so far. Write what you know about each of them.

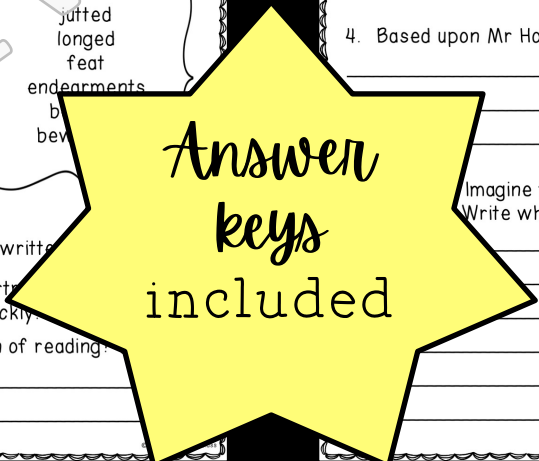


2. How does Mr Hoppy feel about Mrs Silver? Use textual evidence to support your answer.

3. What does Mrs Silver tell Mr Hoppy is her greatest wish? What does Mr Hoppy do next?

4. Based upon Mr Hoppy's actions, what do you suppose he is planning to do next?

Imagine that Mr Hoppy writes a letter to Mrs Silver expressing his feelings. Write what he would say below. Draw an accompanying picture.



Vocabulary Focus:

- 6 vocabulary words chosen for you for every section
- Complete Vocabulary List comes with and without definitions
- Final Vocabulary Review included
- Full-color Vocabulary Word Wall cards along with black & white flashcards

Vocabulary Words and Definitions: ESIO TROT

SECTION/PAGES	PAGE #	WORD	DEFINITION
Section 1: Pages 1-27	4	jutted	stuck out
	4	longed	hoped for
	6	feat	achievement
	7	endearments	affectionate talk
	10	beaming	grinning
	18		
Section 2: Pages 28-56	33		
	33		
	36		
	42		
	50		
	52		

Name _____

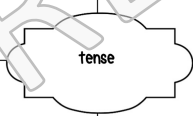
Esio TROT

jutted longed feat endearments beaming bewildered
gusto tense foliage halt shrill embraced

1. Using a dictionary, or your notes, complete the table below.

Word	Definition	Illustration
feat		
bewildered		
gusto		
shrill		

2. Complete the graphic organizer below for the word in the middle.

Synonyms		Antonyms
Part of Speech		Illustration

3. Write a sentence containing the word foliage below. Then, illustrate your sentence.

1

Word: jutted	Definition: stuck out
Word: longed	Definition: hoped for
Word: feat	Definition: achievement
Word: endearments	Definition: affectionate talk
Word: beaming	Definition: grinning
Word: bewildered	Definition: baffled or confused
Word: gusto	Definition: enthusiasm
Word: tense	Definition: anxious and nervous

jutted
(adjective or verb) stuck out


longed
(verb) hoped for


feat
(noun) achievement


endearments
(noun) affectionate talk


beaming
(verb) grinning


bewildered
(verb or adjective) baffled or confused


gusto
(noun) enthusiasm


tense
(verb or adjective) anxious and nervous


Page numbers are for the 2018 version published by Houghton Mifflin Harcourt. All rights reserved.

©2020 Nothing but the Best

SO EASY to prep and use!

- Answer keys
- Table of Contents & Teacher instructions

ABOUT THE COMPREHENSION PACKET

The student work for every section of reading contains both comprehension and vocabulary. Each part includes the following sections:

1. **Quickwrite**-A great idea is to have the students free-write here BEFORE reading the section. This gets their minds warmed up and thinking in the direction that the reading will take them. This also helps them to connect the concepts in the story to themselves.
2. **Vocabulary**-words that are found in the section.
3. **True/False**-statements about the section.
4. **Standards Focused**-These focus on the standards for writing.
5. **Comprehension**-questions provided per section of Bloom's Taxonomy.
6. **Beyond**-The graphic organizer for students to use to connect the text to their own lives.

COMPREHENSION PACKET ANSWER KEY

Section 1

Quickwrite: Answers will vary.

Vocabulary:

1. endearments
2. feat
3. beaming
4. jilted
5. longed
6. bewildered

True or False:

1. F
2. F
3. T
4. F
5. T

Main Idea: "In Love" would be a suitable title, because this section is all about how much Mr Hoppy loves Mrs Silver and what lengths he will go to win her love. (Answers will vary.)

Comprehension and Analysis:

1. Mr Hoppy is a retired and shy old man who lives in an apartment above Mrs Silver. He is jealous of Mrs Silver's pet tortoise, who is named Alfie, because Mrs Silver is very fond of Alfie and pays him lots of attention. Mrs Silver is the kind, pleasant woman who lives below Mr Hoppy. Alfie is a small tortoise that Mrs Silver owns and keeps on her apartment balcony.
2. Mr Hoppy feels very fond of Mrs Silver but he doesn't do anything about it, because he is so shy. They only engage in some small talk. On page 4, the text reads, "And although she didn't know it, it was she who was the object of Mr Hoppy's secret love. He had loved her for from his balcony for many years..."
3. Mrs Silver says she longs for Alfie to grow bigger more quickly. Mr Hoppy writes sort of a spell in "tortoise language" and tells her she must whisper this to Alfie, and he will grow as a result. Then he goes to every pet store in town and buys no less than 140 tortoises. Next, he builds a long claw-like contraption.
4. I think he is planning to trick Mrs Silver by switching out Alfie to make it appear as though Alfie is growing.

Beyond:

Answers will vary.

TABLE OF CONTENTS

Resource	Pages
Student Reference Bookmarks (two-sided)	3-4
A Note about the Vocabulary: To the Teacher	5
Vocabulary List with definitions (+ page numbers)	6
Vocabulary List with definitions (+ NO page numbers) <small>*This version is provided for you in case you have a different edition than the one used to write this novel study.</small>	7
Vocabulary List without definitions (+ page numbers)	8
Vocabulary List without definitions (+ NO page numbers) <small>*This version is provided for you in case you have a different edition than the one used to write this novel study.</small>	9
Table of Contents: Student Chapter Packet	10
Student Chapter Packet with answer key	11-18
Table of Contents: Vocabulary Packet	19
Vocabulary Packet with answer key	20-31
Terms of Use, Artist Credit	32-33



Come back FOR MORE RESOURCES LIKE THIS!

<https://www.teacherspayteachers.com/Store/Nothing-but-Class>

www.nothingbutclassresources.com

EXTRA Goodies:

- Student reference **bookmarks** with **original, beautiful, hand-drawn art**
- **Cover pages** for each section of the novel study

COMPREHENSION PACKET

ESIO TROT

By Roald Dahl

ESIO TROT

By Roald Dahl
Reference Bookmark

PLOT

Mr Hoppy is madly in love with Mrs Silver and will do anything to win her affections.

SETTING

The story takes place at Mr Hoppy's apartment.

CHARACTERS

- Mr Hoppy-a lonely, retired man.
- Mrs Silver-a lovely woman who lives below Mr Hoppy.
- Alfie-Mrs Silver's beloved pet tortoise.



ESIO TROT

By Roald Dahl
Reference Bookmark

PLOT

Mr Hoppy is madly in love with Mrs Silver and will do anything to win her affections.

SETTING

The story takes place at Mr Hoppy's apartment.

CHARACTERS

- Mr Hoppy-a lonely, retired man.
- Mrs Silver-a lovely woman who lives below Mr Hoppy.
- Alfie-Mrs Silver's beloved pet tortoise.



ESIO TROT

By Roald Dahl
Reference Bookmark

PLOT

Mr Hoppy is madly in love with Mrs Silver and will do anything to win her affections.

SETTING

The story takes place at Mr Hoppy's apartment.

CHARACTERS

- Mr Hoppy-a lonely, retired man.
- Mrs Silver-a lovely woman who lives below Mr Hoppy.
- Alfie-Mrs Silver's beloved pet tortoise.



ESIO TROT

By Roald Dahl
Reference Bookmark

PLOT



Mr Hoppy is madly in love with Mrs Silver and will do anything to win her affections.

SETTING

The story takes place at Mr Hoppy's apartment.

CHARACTERS

- Mr Hoppy-a lonely, retired man.
- Mrs Silver-a lovely woman who lives below Mr Hoppy.
- Alfie-Mrs Silver's beloved pet tortoise.



Digital version included, through Google Drive:


Section 1

❖ **QUICKWRITE:** Write about someone you are very fond of. Why do you like this person so much?

Text here

❖ **VOCABULARY:** Fill in the blanks.

- Our teacher's goodbye speech to us on the last day of school was full of text here and sentimental words, and it brought nearly all of us to tears.
- Because the man had accomplished a text here that many thought was impossible, he was famous all around the world.
- As everyone sang to her at her birthday party, the little girl sat text here from ear to ear.
- The rocks text here out to sea.
- As we passed by the bakery and smelled the delicious aromas wafting out, I text here for a chocolate chip cookie.
- The complicated math problem completely text here me.



jutted
longed
feat
arments
ing
ad

❖ **TRUE OR FALSE:** Mark T for True and F for False.

- Mr Hoppy is a very outgoing man. T/F
- Mrs Silver's tortoise is named Esio Trot. T/F
- Mr Hoppy says that tortoises can only under T/F
- Mr Hoppy's apartment is directly under T/F
- Mrs Silver really wants her tortoise to T/F

❖ **MAIN IDEA:** What would be a suitable title for this story?

Text here

Your purchase includes both the PAPER version and the GOOGLE version of this resource.

- Eye-catching digital version contains **full-color, interactive adaptations** of all resources.
- **Text boxes** are already placed everywhere students must type.
- Works for **distance learning**. Students can access the digital version from home OR school.
- Teachers and students can easily send this back and forth using **Google Drive or Google Classroom!**
- **Easy instructions** included!

** IMPORTANT NOTE **

The digital Google Drive version contains mostly the same content as the printable version. However, some assignments, such as drawing activities, have been replaced with more **digitally friendly assignments**, which may include such features as **movable or drag-and-drop pieces**.

New to digital learning? Don't worry. Easy instructions are included. If you have more questions, feel free to reach out!

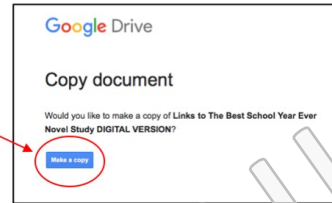
Instructions

for Digital Version/Google™ Drive Document

1. You will need Internet access and a Google™ account (which is free).
2. Click on the blue link below. You will be prompted to make a copy of the Google™ document. Click on the blue button that says "Make a Copy." That copy will be saved to your Google™ Drive. (All of the screenshots below are examples only. The text may differ, but it will look otherwise the same.)

[Digital Version: Ramona Quimby, Age 8](#)

Click here first!

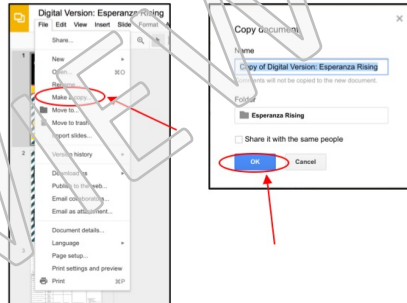


Note: If you have Google™ Drive accounts with multiple email addresses, make sure you take note which email address is selected in the top right corner of the screen, so you can easily find the document in the future.

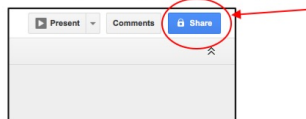
3. If you completed Step 2 correctly, the document just transferred to your Google account. It will contain the resource in its entirety. This includes Tables of Contents, student pages, answer keys, and everything else. You will also notice that the document has blue text boxes already placed everywhere that students will need to type.

MAKE ANOTHER COPY of this document by going to File>Make a copy. A window will pop up that says "Copy document." Rename it as you wish, and then click OK.

You will customize this additional copy in whatever ways you want, according to your students' needs.



4. Think through how you want to roll it out to your students. Decide what you want your students to have access to. Obviously, you won't want to share answer keys. Also, for example, do you only want to assign your students certain pages at a time? Once you decide, **delete** everything you don't want your students to have access to, and **reorganize** the remaining pages however you wish.
5. If you need to, make additional copies (as outlined in Step 3). For example, maybe you want to separate the assignments into smaller chunks, or withhold certain resources until a certain time. Just be sure to name all of your customized copies according to what they are, so it is not confusing when it comes time to share the documents with your students.
6. Once you're ready, share the documents with your students. Students will need their own Google™ accounts. To share, open the document you want to share in your Google™ Drive. Then, click on the blue button in the upper right corner that says "Share."



Note: Sharing with students can also be done through Google™ Classroom.

Why do it digital?

- ✓ No paper or pencil
- ✓ No wasting ink
- ✓ Students work directly in the file
- ✓ Incorporate technology
- ✓ Improve student writing
- ✓ High student engagement
- ✓ Renewed student interest
- ✓ Access anywhere
- ✓ College readiness
- ✓ Also printable
- ✓ Full color

Your purchase includes both the PAPER version and the GOOGLE version of this resource.