

Features Vocabulary & Comprehension for every chapter.

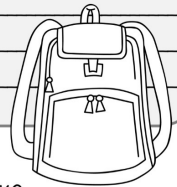
- Book is divided into **manageable** chunks of reading.
- Consistent format allows for **predictability** and student **confidence**
- Variety of question types for **high student engagement**
- Includes **"Quickwrite"** free-writing prompt which relates the text to the students
- Questions range from **basic comprehension to rigorous analysis**

❖ **Comprehension and Analysis:** Answer in complete sentences.

1. Explain why Ralph grows worried in this chapter.

♥ 2: Ralph's Decision ♥ COMPREHENSION

❖ **Quickwrite:** Write about a time that you made an important decision. Why was it important? Are you happy with the decision you made?



❖ **Multiple Choice:** Choose the best answers.

1. Where does Ralph decide to go?
 - a. To a different hotel
 - b. To the second floor
 - c. To school
 - d. To Ryan's house
2. Who is Miss K?
 - a. Ryan's mother
 - b. The hotel owner
 - c. Ryan's teacher
 - d. Ralph's youngest cousin

❖ **True or False:** Mark T for True and F for False.

1. Mr. Minch scolds Matt for the dirty lobby floor. _____
2. Matt yells at Ralph for leaving mouse droppings. _____
3. A skier suggests that they use an electronic mouser to drive mice out of the hotel. _____
4. Ralph rides to school in Ryan's pocket. _____
5. Ralph once tasted toothpaste. _____

❖ **Figurative Language:** Write a quote from the text that contains personification. Explain what this personification means.

♥ 2: Ralph's Decision ♥ VOCABULARY



1. Using a dictionary, complete the table below.

Word	Definition
shuddered	
mystified	
noble	

2. Choose one word and write it in the middle of the graphic organizer below. Then, complete the organizer.

Synonyms		Antonyms
Part of Speech		Illustration

3. Choose the best vocabulary word for each sentence below. Write the word in the blank space.

- A. I realized that my jumbled explanation had completely confused my friend when I saw the _____ look on her face.
- B. The soldier received several awards in recognition of his _____ service for our country.
- C. At the zoo, we _____ as we watched the snake slither around in his glass cage.

Answer
keys
included

Includes 16 creative ACTIVITIES & PROJECTS, too!

- Focuses include: **plot, character analysis, figurative language, theme, & more**
- **Deepen and extend** student understanding

Character Cube

Name _____

Complete the activities below by following the arrows! Roll your character cube before completing each box below. Write the character's name in the spaces provided in each box, every time you roll it. Complete the activity in the box about the character that you roll. (You will roll your cube five times total, once for each box).

Roll #1-Character:

BEGIN HERE: Write one memorable quote said by the character. Then, explain how it relates to your own life.

Roll #2-Character:

Think about a memorable scene from the story that involves the character. Draw a detail of that scene below.

Roll #3-Character:

Choose a nickname for your character. Explain why you chose it.

Roll #4-Character:

Write about at least TWO similarities and TWO differences between you and the character.

Similarities:

Differences:

Roll #5-Character:

Choose 3 adjectives to describe your character. List them below, and explain each one.

1. _____

2. _____

3. _____



Common Core codes are listed on the bottom of each activity.

Obstacles


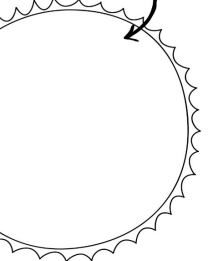
Name _____

Think about the below characters from the story, and think about the goals that they had. Then, think about obstacles that got in the way of their goals. Write their obstacles in the clouds, and their goals in the suns. Remember that their goals may have changed throughout the story.

RALPH

RYAN





One Event: THREE POINTS OF VIEW

Name _____

Think about a story event. Then think about three different characters' points of view regarding that event. Write their points of view and textual evidence to support your answers. Finally, in the cloud below, write about who you can relate to the most, and explain why.

Story Event




Characters' Points of View

Character's Name:	
Point of View	Textual Evidence

Character's Name:	
Point of View	Textual Evidence

Character's Name:	
Point of View	Textual Evidence

agree with...



Additional Resources included:

- **Culminating Project Choices** to wrap up the novel study
- **Vocabulary Games & Activities**

Name _____

VOCABULARY GAMES & ACTIVITIES

Use these games and activities to practice and review the vocabulary words!

1. **VOCABULARY BOARD GAMES:** Play any simple board game, like Tic Tac Toe, Chinese Checkers, Connect Four, or Candyland, along with printed out copies of the included Vocabulary Flashcards. The catch is that before anyone gets their turn, they have to say the definition of whatever word they draw! If they get the definition incorrect, they forfeit their turn.
2. **CHARADES:** Divide students up into teams. Using the Vocabulary Flashcards, students draw words and take turns acting out their word. Their team must guess the word they're acting out. The winning team is the team with the most points.
3. **TRASHKETBALL:** Divide the students into teams somehow. Have students line up and have a trash can and small ball ready. Put a piece of tape on the floor to show students where they need to stand. Ask each student a vocabulary question. For example, ask them to use the word in a sentence, define the word, or provide a synonym or antonym. If they get the answer correct, they get a chance to throw the ball into the trash can. Keep track of the teams' points.
4. **MEMORY:** Split the class into partners or small groups. Use the included Vocabulary Flashcards but print the words and definitions separately. Spread out the words and definitions facedown. Students must turn two cards over at a time, trying to match the word cards with the definition cards. Whoever gets the most pairs wins.
5. **VOCABULARY STORY:** Display a chosen list of vocabulary words. Students must work in partners to write a creative short story containing every single one of the words.

©2021 Nothing but Class

Name _____

CULMINATING Project CHOICES

Now that you have completed the book, choose one or more of the final projects to do below!

1. **PAPER BAG BOOK:** Fill a bag with 7-9 items that represent important parts of the book. Present the items to the class and explain why each item is important. Design the outside of the bag to include the book's title, author, and a picture.
2. **TIMELINE:** Create a colorful, illustrated timeline showing all the events of the books in chronological order.
3. **DIORAMA:** Make a shoebox diorama showing your favorite scene from the book. On the outside of the shoebox, glue a paragraph summarizing what is happening in your favorite scene.
4. **POETRY BOOK:** Write at least five poems about anything having to do with the story. For example, you can write poems about characters, mice, schools, or anything else that is related! Try to include a variety of poem types, such as haikus, acrostic poems, or rhyming poems. Illustrate each of your poems and put them together into a book.
5. **COLLAGE ART:** Create a large collage that represents the overall mood and plot of the story. Be ready to present your collage to the class and explain why you chose some of the elements in your collage.
6. **QUIZ:** Write a test about the book, along with an accompanying answer key. Be sure to include a variety of question types, such as True/False questions, Fill-in-the-blank questions, and written response questions. Have a friend take the test, and grade it for them.
7. **BROCHURE:** Write an informational tri-fold brochure about any topic related to the story. Some ideas for topics include mice, toothpaste, hotels, motorcycles, and schools.
8. **COMPOSE A SONG:** Compose a song or rap about the story. Be ready to turn in a copy of the lyrics and to also perform it in front of your class.
9. **ADVICE COLUMN:** Pretend you are an expert who writes advice to people. Write several letters from the characters in the book describing their problems and asking for advice. Then, write letters responding to them with advice.
10. **REENACTMENT MOVIE:** Team up with some other classmates. Choose a scene from the book and write a script for it. Film your reenactment and show it to the class.

My Choice: _____ My Grade: _____

Comments:

©2021 Nothing but Class

Vocabulary Focus:

- 3 vocabulary words chosen for you for every chapter
- Complete Vocabulary List comes with and without definitions
- 2 Vocabulary Reviews included
- Full-color Vocabulary Word Wall cards along with black & white flashcards

6. Below, list three reasons that someone might shudder.

- A. _____
 B. _____
 C. _____

7. What might happen on the lines below

My mother reproach

8. Complete the fol

The little boy objecte

9. Write about 3 tim

- A. _____
 B. _____
 C. _____

10. Write about wha

Name _____

VOCABULARY REVIEW #1

♥ CHAPTERS 1-4 ♥

Review your vocabulary words by completing the questions below. Use a dictionary and/or thesaurus if needed.

- Which of the following is an antonym for rowdy?
 - calm
 - noisy
 - helpless
 - wasteful
- Which of the following is a synonym for rage?
 - pride
 - mess
 - weariness
 - anger
- Choose the word that best completes the following sentence.
 The disgruntled little boy was _____ for a while, but a bowl of ice cream cheered him up considerably.
 - mystified
 - noble
 - shuddered
 - sulky
- Write the word defiant in a complete sentence below.


- List 2 synonyms for the word noble below.
 - _____
 - _____



 <p>rowdy (adjective) noisy and disorderly</p>	 <p>defiant (adjective) aggressive and confrontational</p>
--	--


<p>Word:</p> <p>rowdy</p>	<p>Definition:</p> <p>noisy and disorderly</p>
<p>Word:</p> <p>defiant</p>	<p>Definition:</p> <p>aggressive and confrontational</p>
<p>Word:</p> <p>reproach</p>	<p>Definition:</p> <p>scolding and disapproval</p>
<p>Word:</p> <p>shuddered</p>	<p>Definition:</p> <p>trembled</p>

shuddered



noble

(adjective) honorable, dignified, and worthy




SO EASY to prep and use!

- Answer keys
- Unit Map lays the whole unit out for you
- Focus standards listed for each activity
- Table of Contents & Teacher instructions

STUDENT CHAPTER PACKET ANSWER KEY

▼ 1: A Cold and Snowy Night ▼ COMPREHENSION

Quickwrite: Answers will vary.

Multiple Choice:

1. b
 2. b
- True or False:
1. T
 2. F
 3. T
 4. T
 5. F

Setting Analysis: Answers will vary.
Example quote: "Night with snow against the windows"

Comprehension and Analysis

1. Ralph is an unusual model. "He had listened to so much talk."
2. Ralph feels gloomy and younger relatives and she kept demanding to ride, tattle on him, and he felt.
3. The weather is significant is so miserable there, but through the snow and cold.

Beyond: Answers will vary.

▼ 1: A Cold and Snowy Night ▼ VOCABULARY

1. rowdy-noisy and disorderly, defiant-aggressive and reproach-scolding and defiant
2. Examples for *rowdy*:
Synonyms: unruly, disorderly
Antonyms: peaceful, quiet
Part of Speech: adjective
3. A. defiant
B. reproach
C. rowdy

Table of Contents: READING RESPONSE ACTIVITIES

Focus	Common Core	Pages	Resource	Use with Chapter(s)
		75	Activity Packet Cover	
Ask and Answer Questions	RL 3.1/RL 4.1/RL 5.1/RL 6.1	76	Questions and Answers • Answer key on pg. 96	Use after finishing the novel.
Theme	RL 3.2/RL 4.2/RL 5.2/RL 6.2	77	Theme Thoughts • Answer key on pg. 97	Use after finishing the novel.
Plot	RL 3.3/RL 4.3/RL 5.3/RL 6.3	78	Obstacles • Answer key on pg. 98	Use after finishing the novel.
		79	Comic Strip	any
		80	Main Events	any
		81	Cause and Effect	any
Character Analysis	RL 3.3/RL 4.3/RL 5.3/RL 6.3	82	Character Traits	any
		83-84	Character Cube	Use after finishing the novel.
Setting	RL 3.3/RL 4.3/RL 5.3/RL 6.3	85	Setting: The Five Senses • Answer key on pg. 99	3-5
Figurative Language	RL 3.4/RL 4.4/RL 5.4/RL 6.4	86-87	Figurative Language • Answer key on pg. 100-101	Use after finishing the novel.
Point of View	RL 3.6/RL 4.6/RL 5.6/RL 6.6	88	One Event: Three Points of View • Answer key on pg. 102	any
		89	Dear Diary	any
Connecting Text with Media	RL 3.7/RL 4.7/RL 5.7/RL 6.7	90	Book Blurb	Use after finishing the novel.
Comprehension Strategies	RL 3.10/RL 4.10/RL 5.10/RL 6.10	91	Learning Log	any
Short Research Projects	W 3.7/W 4.7/W 5.7/W 6.7	92	All About Mice	any
Unknown Words	L 3.4/L 4.4/L 5.4/L 6.4	93-94	Mystery Words • Answer key on pg. 103-104	Use after finishing Chapter 6.
		95	Culminating Project Choices	Use after finishing the novel.
		96-104	Answer Keys provided for: • Questions and Answers • Theme Thoughts • Obstacles • Setting: The Five Senses • Figurative Language • One Event: Three Points of View • Mystery Words	

RALPH'S MOUSE: Unit Map

Chapters in Student Chapter Packet	Vocabulary Words	Vocabulary Reviews	Assessments	Reading Response Activities (to be used with specific chapters)	Other Reading Response Activities
1: A Dark and Snowy Night	<ul style="list-style-type: none"> rowdy defiant reproach 				
2: Ralph's Decision	<ul style="list-style-type: none"> shuddered mystified noble 				
3: Irwin T. Sneed Elementary School	<ul style="list-style-type: none"> objected rage ultimatum 	Vocabulary Review #1: Chapters 1-4	Assessment #1: Chapters 1-4		
4: Life at School	<ul style="list-style-type: none"> sulky wistful brooding 				
5: The Great Mouse Exhibit	<ul style="list-style-type: none"> indignation flustered tactful 				
6: The Maze	<ul style="list-style-type: none"> muddled unnerve nimbly 				
7: The Cucaracha Voice	<ul style="list-style-type: none"> protesting aghast eager 	Vocabulary Review #2: Chapters 5-9	Assessment #2: Chapters 5-9		
8: Ralph Speaks	<ul style="list-style-type: none"> skulking contradicted indignity 				
9: The Surprise and Epilogue	<ul style="list-style-type: none"> taunt clamor murmured 				
				<p>To use with Chapters 3-5:</p> <ul style="list-style-type: none"> Setting: The Five Senses <p>To use with Chapters 1-6:</p> <ul style="list-style-type: none"> Mystery Words 	<p>To use with any chapter:</p> <ul style="list-style-type: none"> Comic Strip Main Events Cause and Effect Character Traits One Event: Three Points of View Dear Diary... Learning Log All About Mice
					<p>To use after finishing the novel:</p> <ul style="list-style-type: none"> Questions and Answers Theme Thoughts Obstacles Character Cube Figurative Language Book Blurb Culminating Project Choices

About the Student Chapter Packet

The student work for every section contains both comprehension and vocabulary.

- The comprehension portion is 2 pages and contains 5 parts:

1. **Quickwrite**-Have the students free-write here BEFORE reading the section. This gets their minds warmed up and thinking in the direction that the section will take them. This also helps them to connect the concepts in the story to themselves.
2. **T/F, Sequencing, and/or Multiple Choice**-Two out of three of these are included for each section.
3. **Standards Focus**-One question or activity is included that focuses on Reading Literature standards, like Theme, Figurative Language, or Character Analysis.

These three are optional, so are optional. Choose just one or

activities, self connections, questions, and some use these as an

owns dictionary one word in the included Vocabulary Section.

KEY THIS!

but-Class

EXTRA Goodies:

- Student reference **bookmarks** with info about plot, setting, & characters
- **Cover pages** for each section of the novel study

STUDENT CHAPTER PACKET:

RALPH S. MOUSE

by Beverly Cleary

Ralph S. Mouse

BY BEVERLY CLEARY
Reference Bookmark

PLOT

Ralph the mouse decides to go to school with his friend Ryan. Once he's there, he's not so sure he wants to stay.

SETTING

The story takes place at Irwin J. Sneed Elementary School.

CHARACTERS

- Ralph-an adventurous mouse.
- Ryan-the son of the new housekeeper at the inn.
- Brad-a kid that Ryan struggles to get along with.
- Miss K.-Ryan and Brad's teacher.
- Matt-Ralph's friend at the inn.



©2021 Nothing but Class

Ralph S. Mouse

BY BEVERLY CLEARY
Reference Bookmark

PLOT

Ralph the mouse decides to go to school with his friend Ryan. Once he's there, he's not so sure he wants to stay.

SETTING

The story takes place at Irwin J. Sneed Elementary School.

CHARACTERS

- Ralph-an adventurous mouse.
- Ryan-the son of the new housekeeper at the inn.
- Brad-a kid that Ryan struggles to get along with.
- Miss K.-Ryan and Brad's teacher.
- Matt-Ralph's friend at the inn.



©2021 Nothing but Class

Ralph S. Mouse

BY BEVERLY CLEARY
Reference Bookmark

PLOT

Ralph the mouse decides to go to school with his friend Ryan. Once he's there, he's not so sure he wants to stay.

SETTING

The story takes place at Irwin J. Sneed Elementary School.

CHARACTERS

- Ralph-an adventurous mouse.
- Ryan-the son of the new housekeeper at the inn.
- Brad-a kid that Ryan struggles to get along with.
- Miss K.-Ryan and Brad's teacher.
- Matt-Ralph's friend at the inn.



©2021 Nothing but Class

Ralph S. Mouse

BY BEVERLY CLEARY
Reference Bookmark

PLOT

Ralph the mouse decides to go to school with his friend Ryan. Once he's there, he's not so sure he wants to stay.

SETTING


The story takes place at Irwin J. Sneed Elementary School.

CHARACTERS

- Ralph-an adventurous mouse.
- Ryan-the son of the new housekeeper at the inn.
- Brad-a kid that Ryan struggles to get along with.
- Miss K.-Ryan and Brad's teacher.
- Matt-Ralph's friend at the inn.



©2021 Nothing but Class



Name _____

©2021 Nothing but Class

©2021 Nothing but Class

TWO ASSESSMENTS included:

- Test students on **vocabulary, comprehension, and analysis skills**

❖ Part 5: Comprehension & Analysis Written Response

Answer the following questions in complete sentences.

17. Explain why Matt gets into trouble. Why does Ralph blame himself for this?

18. Write about Ralph's nighttime adventure at Elementary School. What does he do, and how does he feel?

19. How is Ralph's presence discovered at school? How does he react to this?


20. Explain why Ralph and Ryan get into a fight at school. How do they react to this?

3

❖ Part 4: Comprehension Multiple Choice

Choose the best answer for each question below.

- ii. Who brings Ralph to school?
a. Miss K



Describe Miss K. You may choose more than one word.

What does Ralph do to hide when he leaves him at school?

What does Ralph do to help him?

What does Ralph do to help him?

What does Ralph do to help him?

What is not one of Ralph's problems in these chapters?

What does Ralph do to help him?

What does Ralph do to help him?

What does Ralph do to help him?

What does Ralph do to help him?

What does Ralph do to help him?

5

2

Name _____ Date _____

Ralph S. Mouse

ASSESSMENT #1: CHAPTERS 1-4

❖ Part 1: Vocabulary Matching

Match the words below with their definitions by drawing lines.

- | | |
|--------------|-------------------------------------|
| 1. wistful | A. honorable, righteous, and worthy |
| 2. noble | B. trembled |
| 3. ultimatum | C. yearning, longing, and sad |
| 4. shuddered | D. a final demand |
| 5. reproach | E. expressed disagreement with |
| 6. objected | F. scolding and disapproval |

❖ Part 2: Vocabulary Fill-in-the-Blank

Choose the word that best completes each sentence below.

7. The _____ class calmed down immediately when the principal entered the room.
a. reproach
b. rowdy
c. noble
d. wistful
8. With a _____ tone in his voice, the boy argued, whining that he thought his consequences were unfair.
a. rowdy
b. brooding
c. sulky
d. wistful

❖ Part 3: Vocabulary Sentences

Write two sentences below, each containing one of the following words.

defiant mystified rage sulky wistful brooding

9. _____

10. _____

Self-grading version of tests included, through Google Forms:



Assessment #1: Chapters 1-4 | Ralph S. Mouse

novelstudystudent@gmail.com [Switch account](#)

* Required

Comprehension Multiple Choice

Choose the best answer for each question below.

11. Who brings Ralph to school? *

1 point

- Miss K
- Ryan
- Melissa
- Matt

- Send your students a link
- Students complete the test on **computers or tablets**
- Self-grading—so fast, so easy, and **INSTANT data**
- Easy **instructions** included!

*** NOTE ***
You will need to manually grade the written responses only.

For testing, choose from 3 versions:

1. Google Forms version-Self grading for instant data!
2. Digital Google Slides version-Students type directly on the form!
3. Black and white printable version

Digital version of the unit included, through Google Drive:

Name Text here

QUESTIONS and ANSWERS

Read each of the answers below. Think of two sensible questions for each answer. Write the questions on the lines above the answer.

1. Text here

2. Text here

ANSWER:
Ralph

1. Text here

2. Text here

ANSWER:
Brad

1. Text here

2. Text here

ANSWER:
Irwin J. Sneed Ele school

1. Text here

2. Text here

ANSWER:

Your purchase includes both the PRINTABLE and the GOOGLE versions of this resource.

RL 3.1/RL 4.1/RL 5.1/RL 6.1

ing but Class

- Eye-catching digital version contains **full-color, interactive adaptations** of all resources.
- **Text boxes** are already placed everywhere students must type.
- Works for **distance learning**. Students can access the digital version from home OR school.
- Teachers and students can easily send this back and forth using **Google Drive or Google Classroom!**
- Easy **instructions** included!

** IMPORTANT NOTE **

The digital Google Drive version contains mostly the same content as the printable version. However, some assignments have been altered to be more **digitally friendly**, so may include such features as **movable or drag-and-drop pieces**.

New to digital learning? Don't worry. Easy instructions are included. If you have more questions, feel free to reach out!

Instructions

for Digital Version/Google™ Drive Document

Instructions for SELF-GRADING TESTS ON GOOGLE™ FORMS

VERY IMPORTANT-PLEASE READ!

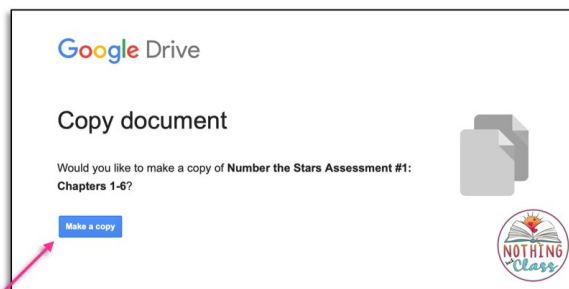
- The following instructions are for accessing the convenient, self-grading assessments that can only be used on Google.
- The Google forms documents are only for the novel study assessments. (If you're looking for other parts of the product you purchased, please look in the other included PDFs that you received upon originally downloading.)
- If you do not wish to use this version of the assessments, you have two other choices. You can use the Google Slides version, which contains text boxes for students to type into and is not self-grading, OR you may use the black and white printable version.
- All assessments are mirrors of one another as far as content is concerned, they are just given to you in different formats so you may choose which is best for you. (When you purchased this product, you would have downloaded multiple PDFs. Please see the other PDFs for the other formats.)

1. To get started, you will need to have access to the Internet and a Google account (which is free). In order to share the tests out with your students, your students will either need their own Google accounts with accompanying e-mail addresses OR you will need to have Google Classroom. Before moving on, be sure you are signed into the Google account that you want the assessments to transfer into.
2. Then, click on each of the yellow link buttons below. Notice there are multiple buttons, one for each separate assessment. When you click each button, a window will pop up that says, "Would you like to make a copy of ---?" Click "Make a copy." Do this once for each assessment.

[Assessment #1: Holes Ch. 1-25](#)

[Assessment #2: Holes Ch. 26-50](#)

[Final Vocabulary Assessment: Holes](#)



Click on "Make a copy"

3. At this point, you should have a copy of each assessment saved into your Google™ Drive.

Why do it digital?

- ✓ No paper or pencil
- ✓ No wasting ink
- ✓ Students work directly in the file
- ✓ Incorporate technology
- ✓ Improve student writing
- ✓ High student engagement
- ✓ Renewed student interest
- ✓ Access anywhere
- ✓ College readiness
- ✓ Also printable
- ✓ Full color

Your purchase includes both the PRINTABLE and the GOOGLE versions of this resource.