

Features Vocabulary & Comprehension for every section.

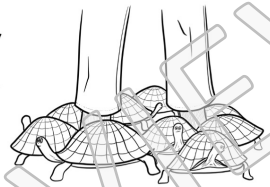
- Book is divided into two sections.
- Consistent format allows for **predictability** and student **confidence**
- Variety of question types for **high student engagement**
- Includes **"Quickwrite"** free-writing prompt which relates the text to the students
- Questions range from **basic comprehension** to **rigorous analysis**

Section 1

❖ **QUICKWRITE:** Write about someone you are very fond of. Why do you like this person so much?

❖ **VOCABULARY:** Fill in the blanks.

1. Our teacher's goodbye speech to us on the last day of school was full of _____ and sentimental words, and it brought nearly all of us to tears.
2. Because the man had accomplished a _____ that many thought was impossible, he was famous all around the world.
3. As everyone sang to her at her birthday party, the little girl sat _____ from ear to ear.
4. The rocks _____ out to sea.
5. As we passed by the bakery and smelled the delicious aromas wafting out, I _____ for a chocolate chip cookie.
6. The complicated math problem completely _____ me.



jolted
longed
feat
endearments
b
bev


❖ **TRUE OR FALSE:** Mark T for True and F for False.

1. Mr Hoppy is a very outgoing man. _____
2. Mrs Silver's tortoise is named Esio Trot. _____
3. Mr Hoppy says that tortoises can only understand words written _____
4. Mr Hoppy's apartment is directly under Mrs Silver's apartment. _____
5. Mrs Silver really wants her tortoise to grow big more quickly. _____

❖ **MAIN IDEA:** What would be a suitable title for this section of reading.

❖ **COMPREHENSION AND ANALYSIS:** Answer the questions in complete sentences.

1. List all of the characters you have met in the story so far. Write what you know about each of them.

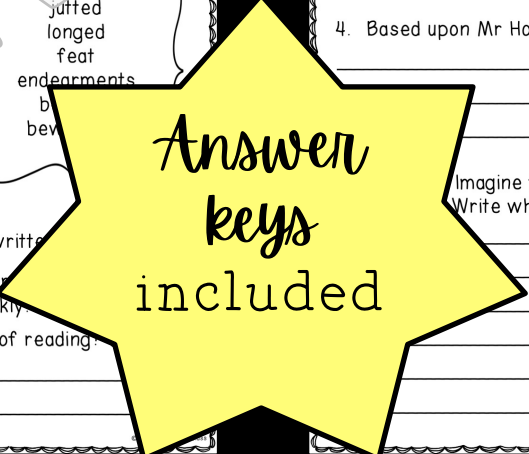


2. How does Mr Hoppy feel about Mrs Silver? Use textual evidence to support your answer.

3. What does Mrs Silver tell Mr Hoppy is her greatest wish? What does Mr Hoppy do next?

4. Based upon Mr Hoppy's actions, what do you suppose he is planning to do next?

Imagine that Mr Hoppy writes a letter to Mrs Silver expressing his feelings. Write what he would say below. Draw an accompanying picture.



Includes 9 creative ACTIVITIES & PROJECTS, too!

- Focuses include: **plot, character analysis, point of view, opinion writing, & more**
- **Deepen and extend** student understanding

Name _____

Main Events

What are the main events in the reading you have just done? Draw a picture for each, and write accompanying text. At the bottom, give this section of reading a different title that you think is fitting.

First, _____

Next, _____

Last, _____

A New Title: _____

RL.3.3/RL.4.3/RL.5.3/RL.6.3 ©2020 Nothing but Class

Name _____

Figurative LANGUAGE

Below, read quotes from the book which contain figurative language. First, circle the part of the quote that contains figurative language. Then, write the type of figurative language in the column labeled "Type." (The possible choices are listed below.) Last, justify your answers in the column labeled, "I know this because..."

- **Simile:** a comparison between two things using the words *like* or *as*
- **Idiom:** an expression that has a non-literal meaning.
- **Hyperbole:** an exaggeration.

Quote	Type	I know this because...
1. "The distance between their balconies might not have been more than a few yards, but to Mr Hoppy it seemed like a million miles." (pg. 3)		
2. "Why, I've seen pictures of giant tortoises that are so huge people can ride on their backs! If Alfie were to see those he'd turn green with envy!" (pg. 14)		
3. "Mr Hoppy's mind was spinning like a fly-wheel." (pg. 15)		
4. "The claws closed tightly over the shell like two fingers of a hand." (pg. 29)		
5. "Mr Hoppy turned and ran to the living-toe like a en the sea vered the		

Common Core codes are listed on the bottom of each activity.

Figurative language quotes to illustrate here:

RL.3.3/RL.4.3/RL.5.3/RL.6.3 ©2020 Nothing but Class






Additional Resources included:

- Culminating Project Choices to wrap up the novel study
- Accompanying Grading Sheet

Name _____

Culminating Project Choices

In the boxes below, you will find nine project choices to complete after you finish the book. Each of the projects is worth a certain number of stars. You must choose one or more projects that add up to at least _____ stars. Color in the stars of the project(s) you choose.

<p>Tortoise Research ☆</p> <p>Use books and the Internet to do research about tortoises. Read about their habitat, their eating habits, and other interesting information. Write a report or create an informational brochure about your findings.</p> 	<p>Playwright ☆☆</p> <p>Choose your favorite scene(s) from the story. Write it in the form of a play. Either record it to broadcast, or perform it live in front of the class. You will need to get some classmates to play your supporting actors.</p>	<p>Roald Dahl Books ☆☆☆</p> <p>Choose another book written by Roald Dahl. Read it. Write a summary for it, and draw an illustration of it. Then, write a paragraph comparing and contrasting it to <i>Esio Trot</i>. Present your work and your picture to the class.</p> 
<p>Game On ☆☆☆</p> <p>Create a board game that is themed around the book. Your game must include a board, game pieces, instructions, question cards, and any other materials needed to play the game. You will present your game to the class.</p> 	<p>Sequel ☆</p> <p>What happens to Mr Hoppy and Mrs Silver next? Write a sequel to the story.</p>	<p>Dear Diary... ☆☆☆</p> <p>Write a series of diary entries from the point of view of one of the characters, like Mr Hoppy, Mrs Silver, or even Alfie! Write about all of the events of the book from that character's perspective.</p>
<p>3D Characters ☆☆</p> <p>Create 3D depictions of some chosen characters. You might use clay, play-doh, posterboard, yarn, wood, or any other material you choose. Include index cards with descriptions about each character.</p> 	<p>Paper Bag Book ☆☆☆</p> <p>Fill a bag with 7-9 items that represent important parts of the book. Present the items to the class and explain why each item is important. Design the outside of the bag to include the book's title, author, and a picture.</p> 	<p>Puppet Show ☆☆☆</p> <p>Create puppets that depict the characters in the book. Use the puppets to act out a scene from the book in front of the class. The puppets may be made out of any material you choose. Be sure to turn in a written manuscript of your play.</p>

Name _____

Culminating Project Choices: Grading Sheet

<p>Project Choice #1</p> <p>Project Name: _____</p> <p>Grade: _____</p> <p>Comments: _____</p> <p>_____</p> <p>_____</p> <p>_____</p> <p>_____</p> <p>_____</p>	<p>Project Choice #2</p> <p>Project Name: _____</p> <p>Grade: _____</p> <p>Comments: _____</p> <p>_____</p> <p>_____</p> <p>_____</p> <p>_____</p> <p>_____</p>	<p>Project Choice #3</p> <p>Project Name: _____</p> <p>Grade: _____</p> <p>Comments: _____</p> <p>_____</p> <p>_____</p> <p>_____</p> <p>_____</p> <p>_____</p>
<p>Project Choice #4</p> <p>Project Name: _____</p> <p>Grade: _____</p> <p>Comments: _____</p> <p>_____</p> <p>_____</p> <p>_____</p> <p>_____</p> <p>_____</p>	<p>Project Choice #5</p> <p>Project Name: _____</p> <p>Grade: _____</p> <p>Comments: _____</p> <p>_____</p> <p>_____</p> <p>_____</p> <p>_____</p> <p>_____</p>	<p>Project Choice #6</p> <p>Project Name: _____</p> <p>Grade: _____</p> <p>Comments: _____</p> <p>_____</p> <p>_____</p> <p>_____</p> <p>_____</p> <p>_____</p>
<p>Project Choice #7</p> <p>Project Name: _____</p> <p>Grade: _____</p> <p>Comments: _____</p> <p>_____</p> <p>_____</p> <p>_____</p> <p>_____</p> <p>_____</p>	<p>Project Choice #8</p> <p>Project Name: _____</p> <p>Grade: _____</p> <p>Comments: _____</p> <p>_____</p> <p>_____</p> <p>_____</p> <p>_____</p> <p>_____</p>	<p>Project Choice #9</p> <p>Project Name: _____</p> <p>Grade: _____</p> <p>Comments: _____</p> <p>_____</p> <p>_____</p> <p>_____</p> <p>_____</p> <p>_____</p>

Vocabulary Focus:

- 6 vocabulary words chosen for you for every section
- Complete Vocabulary List comes with and without definitions
- Final Vocabulary Review included
- Full-color Vocabulary Word Wall cards along with black & white flashcards

Vocabulary Words and Definitions: ESIO TROT

SECTION/PAGES	PAGE #	WORD	DEFINITION
Section 1: Pages 1-27	4	jutted	stuck out
	4	longed	hoped for
	6	feat	achievement
	7	endearments	affectionate talk
	10	beaming	grinning
	18		
Section 2: Pages 28-56	33		
	33		
	36		
	42		
	50		
	52		

Name _____

Esio TROT

jutted longed feat endearments beaming bewildered
 gusto tense foliage halt shrill embraced









1. Using a dictionary, or your notes, complete the table below.

Word	Definition	Illustration
feat		
bewildered		
gusto		
shrill		

2. Complete the graphic organizer below for the word in the middle.

Synonyms	Antonyms
<div style="border: 1px solid black; border-radius: 50%; width: 100px; height: 100px; margin: 0 auto; display: flex; align-items: center; justify-content: center;"> tense </div>	
Part of Speech	Illustration

3. Write a sentence containing the word foliage below. Then, illustrate your sentence.

Word: jutted	Definition: stuck out
jutted (adjective or verb) stuck out 	Definition: hoped for 
feat (noun) achievement 	Definition: achievement endearments (noun) affectionate talk 
beaming (verb) grinning 	Definition: affectionate talk bewildered (verb or adjective) baffled or confused 
gusto (noun) enthusiasm 	Definition: affectionate talk tense (verb or adjective) anxious and nervous 

SO EASY to prep and use!

- Answer keys
- Unit Map lays the whole unit out for you
- Focus standards listed for each activity
- Table of Contents & Teacher instructions

ABOUT THE COMPREHENSION PACKET

The student work for every section of reading contains both comprehension and vocabulary. Each part includes the following sections:

1. **Quickwrite**-A BEFORE reading thinking in the them to contr
2. **Vocabulary**-T words that a
3. **True/False**-C section.
4. **Standards Fo** These focus writing.
5. **Comprehens** provided per of Bloom's T them all or c
6. **Beyond**-The graphic orga students to o might even c

COMPREHENSION PACKET ANSWER KEY

Section 1

Quickwrite: Answers will vary.

Vocabulary:

1. endearments
2. feat
3. beaming
4. juffed
5. longed
6. bewildered

True or False:

1. F
2. F
3. T
4. F
5. T

Main Idea: "In Love" would be a suitable title, because this section is all about how much Mr Hoppy loves Mrs Silver and what lengths he will go to win her love. (Answers will vary.)

Comprehension and Analysis:

1. Mr Hoppy is a retired and shy old man who lives in an apartment above Mrs Silver. He is jealous of Mrs Silver's pet tortoise, who is named Alfie, because Mrs Silver is very fond of Alfie and pays him lots of attention. Mrs Silver is the kind, pleasant woman who lives below Mr Hoppy. Alfie is a small tortoise that Mrs Silver owns and keeps on her apartment balcony.
2. Mr Hoppy feels very fond of Mrs Silver but he doesn't do anything about it, because he is so shy. They only engage in some small talk. On page 4, the text reads, "And although she didn't know it, it was she who was the object of Mr Hoppy's secret love. He had loved her for from his balcony for many years..."
3. Mrs Silver says she longs for Alfie to grow bigger more quickly. Mr Hoppy writes sort of a spell in "tortoise language" and tells her she must whisper this to Alfie, and he will grow as a result. Then he goes to every pet store in town and buys no less than 140 tortoises. Next, he builds a long claw-like contraption.
4. I think he is planning to trick Mrs Silver by switching out Alfie to make it appear as though Alfie is growing.

Beyond:
Answers will vary.

TABLE OF CONTENTS: Reading Response Activities

Focus	Common Core	Pages	Resource	Use with Chapter(s)
		34	Activity Packet Cover	
Ask and Answer Questions	RL 3.1/RL 4.1/RL 5.1/RL 6.1	35	Questions Multi-Flow Map	any
Plot	RL 3.3/RL 4.3/RL 5.3/RL 6.3	36	Comic Strip	any
		37	Main Events	any
Character Analysis	RL 3.3/RL 4.3/RL 5.3/RL 6.3	38	What Would I Do?	any
Figurative Language	RL 3.4/RL 4.4/RL 5.4/RL 6.4	39	Figurative Language • Answer key on page 46	Use after finishing the novel.
Point of View	RL 3.6/RL 4.6/RL 5.6/RL 6.6	40	Dear Diary...	Use after finishing the novel.
Reading Comprehension	RL 3.10/RL 4.10/RL 5.10/RL 6.10	41	Reading Strategy: Predictions	any
		42	Solve the Riddle	Use after finishing the novel.

ESIO TROT: Unit Map

Please note that MANY varied resources are included in this novel study. This is so that teachers may pick and choose what they want to use, since no two classrooms are alike. This is also so that teachers may differentiate for different groups within their classrooms. For example, you can:

- Use different resources for different leveled, small groups.
- Use some resources for the entire class while using other resources for pull-out groups, for specialized instruction.
- Pick and choose what to use with the whole class, and then use some of the remaining resources as an extension with your higher readers.
- Use some resources with the whole class and then create an early finishers pack with the rest of the resources.
- Use some resources as your basis for whole class direct instruction, while using other resources for independent seatwork.
- Use some resources as classwork, and other resources as homework.

This unit map is meant to show you in one quick and easy snapshot, the order that you will want to use the resources included, but of course you may pick and choose as needed.

Section	Vocabulary Words	Vocabulary Reviews	Assessments	Reading Response Activities
Section 1 Pages 1-27	<ul style="list-style-type: none"> • juffed • longed • feat • endearments • beaming • bewildered 	Vocabulary Review	Final Comprehension and Vocabulary Assessment	<p>To use with any chapter:</p> <ul style="list-style-type: none"> • Questions Multi-Flow Map • Comic Strip • Main Events • What Would I Do? • Reading Strategy: Predictions
Section 2 Pages 28-56	<ul style="list-style-type: none"> • gusto • fence • fatigue • halt • shrill • embraced 			<p>To use after finishing the novel:</p> <ul style="list-style-type: none"> • Figurative Language • Dear Diary... • Solve the Riddle • My Book Review: Esio Trot • Culminating Project: Choices with Grading Sheet

EXTRA Goodies:

- Student reference **bookmarks** with **original, beautiful, hand-drawn art**
- **Cover pages** for each section of the novel study

COMPREHENSION PACKET

ESIO TROT

By Roald Dahl

ESIO TROT

By Roald Dahl
Reference Bookmark

PLOT

Mr Hoppy is madly in love with Mrs Silver and will do anything to win her affections.

SETTING

The story takes place at Mr Hoppy's apartment.

CHARACTERS

- Mr Hoppy-a lonely, retired man.
- Mrs Silver-a lovely woman who lives below Mr Hoppy.
- Alfie-Mrs Silver's beloved pet tortoise.



ESIO TROT

By Roald Dahl
Reference Bookmark

PLOT


Mr Hoppy is madly in love with Mrs Silver and will do anything to win her affections.

SETTING

The story takes place at Mr Hoppy's apartment.

CHARACTERS

- Mr Hoppy-a lonely, retired man.
- Mrs Silver-a lovely woman who lives below Mr Hoppy.
- Alfie-Mrs Silver's beloved pet tortoise.



ESIO TROT

By Roald Dahl
Reference Bookmark

PLOT


Mr Hoppy is madly in love with Mrs Silver and will do anything to win her affections.

SETTING

The story takes place at Mr Hoppy's apartment.

CHARACTERS

- Mr Hoppy-a lonely, retired man.
- Mrs Silver-a lovely woman who lives below Mr Hoppy.
- Alfie-Mrs Silver's beloved pet tortoise.



ESIO TROT

By Roald Dahl
Reference Bookmark

PLOT



Mr Hoppy is madly in love with Mrs Silver and will do anything to win her affections.

SETTING

The story takes place at Mr Hoppy's apartment.

CHARACTERS

- Mr Hoppy-a lonely, retired man.
- Mrs Silver-a lovely woman who lives below Mr Hoppy.
- Alfie-Mrs Silver's beloved pet tortoise.



FINAL ASSESSMENT included:

- Test students on **vocabulary, comprehension, and analysis skills**

❖ Part 4: Comprehension Multiple Choice

Choose the best answer for each question below.

- Which of the following does not occur in the story? Circle all that apply.
 - Mr Hoppy asks Mrs Silver to marry him.
 - Mrs Silver finds out Mr Hoppy has deceived her.
 - The original Alfie finds his way back home to Mrs Silver.
 - Mr Hoppy builds a long, claw-like contraption.
- What emotions does Mrs Silver experience when she "grows"? Circle all that apply.
 - Surprise
 - Doubt
 - Fear
 - Excitement
- How does the author describe Mr Hoppy? Circle all that apply.
 - Shy
 - In love with his flowers and with Mrs Silver
 - Outgoing
 - Jealous of Alfie
- What is tortoise language, according to Mr Hoppy?
 - Regular language spoken at nighttime.
 - Regular language but upside-down.
 - It is similar to Spanish.
 - Regular language but backwards.
- How does Mrs Silver react when Mr Hoppy asks her
 - She changes the subject quickly.
 - She is embarrassed and says no.
 - She is surprised and says she will think about it.
 - She is excited and says yes right away.
- What happens to the original Alfie?
 - He spends the rest of his life in a pet shop.
 - He falls in love with another tortoise.
 - He stays the same size for the rest of his life.
 - He is adopted by a girl named Roberta.

❖ Part 5: Comprehension & Analysis Short Answer

Answer the following questions in complete sentences.

- Compare and contrast yourself with one of the characters from the story. Name and explain at least two similarities and two differences.

Name _____ Date _____

ESIO TROT

Final Assessment

❖ Part 1: Vocabulary Matching

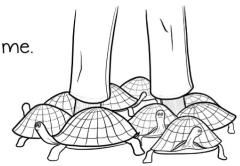
Match the words with their definitions by writing the correct letters on the lines.

- | | |
|-------------------|--------------------------|
| 1. feat _____ | A. grinning |
| 2. beaming _____ | B. achievement |
| 3. gusto _____ | C. stuck out |
| 4. shrill _____ | D. loud and high-pitched |
| 5. embraced _____ | E. hugged |
| 6. juttet _____ | F. enthusiasm |

❖ Part 2: Vocabulary Fill-in-the-Blank

Choose the word that best completes each sentence below.

- I felt _____ and jittery before my big speech.
 - feat
 - longed
 - tense
 - embraced
- The confusing instructions completely _____ me.
 - juttet
 - bewildered
 - halt
 - foliage



❖ Part 3: Vocabulary Sentences

Write two sentences below, each containing one or more of the following words.

longed endearments foliage gusto halt feat

- _____
- _____

ing events from the story. Write about at least two had.

is wishes Alfie would grow bigger.

realizes that Alfie cannot fit through his door anymore.

ons that one of the characters feels in this story. (You er.) In detail, explain why he or she has each the

reader can learn from this story. Do you agree or ? Explain.

Self-grading version of final test included, through Google Forms:



Final Assessment: Esio Trot

Comprehension Multiple Choice

Choose the best answer for each question below.

11. Which of the following does not occur in the story? Choose all that apply. 1 point

- Mr Hoppy asks Mrs Silver to marry him.
- Mrs Silver finds out Mr Hoppy has deceived her.
- The original Alfie finds his way back home to Mrs Silver.
- Mr Hoppy builds a long, claw-like contraption.

12. What emotions does Mrs Silver experience when she discovers that 1 point

- Send your students a link
- Students complete the test on **computers or tablets**
- Self-grading—so fast, so easy, and **INSTANT data**
- Easy **instructions** included!

*** NOTE ***
You will need to manually grade the written responses only.

For testing, choose from 3 versions:

1. Google Forms version-Self grading for instant data!
2. Digital Google Slides version-Students type directly on the form!
3. Black and white printable version

Digital version of the unit included, through Google Drive:


Section 1

❖ **QUICKWRITE:** Write about someone you are very fond of. Why do you like this person so much?

Text here

❖ **VOCABULARY:** Fill in the blanks.

- Our teacher's goodbye speech to us on the last day of school was full of text here and sentimental words, and it brought nearly all of us to tears.
- Because the man had accomplished a text here that many thought was impossible, he was famous all around the world.
- As everyone sang to her at her birthday party, the little girl sat text here from ear to ear.
- The rocks text here out to sea.
- As we passed by the bakery and smelled the delicious aromas wafting out, I text here for a chocolate chip cookie.
- The complicated math problem completely text here me.



jutted
longed
feat
arments
ing
ad

❖ **TRUE OR FALSE:** Mark T for True and F for False.

- Mr Hoppy is a very outgoing man. T/F
- Mrs Silver's tortoise is named Esio Trot. T/F
- Mr Hoppy says that tortoises can only understand T/F.
- Mr Hoppy's apartment is directly under Mrs Silver's. T/F
- Mrs Silver really wants her tortoise to be a T/F.

❖ **MAIN IDEA:** What would be a suitable title for this story?
Text here

Your purchase includes both the PAPER version and the GOOGLE version of this resource.

- Eye-catching digital version contains **full-color, interactive adaptations** of all resources.
- **Text boxes** are already placed everywhere students must type.
- Works for **distance learning**. Students can access the digital version from home OR school.
- Teachers and students can easily send this back and forth using **Google Drive or Google Classroom!**
- **Easy instructions** included!

** IMPORTANT NOTE **

The digital Google Drive version contains mostly the same content as the printable version. However, some assignments, such as drawing activities, have been replaced with more **digitally friendly assignments**, which may include such features as **movable or drag-and-drop pieces**.

New to digital learning? Don't worry. Easy instructions are included. If you have more questions, feel free to reach out!

Instructions

for Digital Version/Google™ Drive Document

Instructions for SELF-GRADING TESTS ON GOOGLE™ FORMS

VERY IMPORTANT-PLEASE READ!

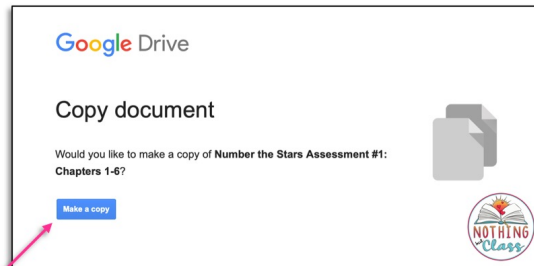
- The following instructions are for accessing the convenient, self-grading assessments that can only be used on Google.
- The Google forms documents are only for the novel study assessments. (If you're looking for other parts of the product you purchased, please look in the other included PDFs that you received upon originally downloading.)
- If you do not wish to use this version of the assessments, you have two other choices. You can use the Google Slides version, which contains text boxes for students to type into and is not self-grading. OR you may use the black and white printable version.
- All assessments are mirrors of one another as far as content is concerned, they are just given to you in different formats so you may choose which is best for you. (When you purchased this product, you would have downloaded multiple PDFs. Please see the other PDFs for the other formats.)

1. To get started, you will need to have access to the Internet and a Google account (which is free). In order to share the tests out with your students, your students will either need their own Google accounts with accompanying e-mail addresses OR you will need to have Google Classroom. Before moving on, be sure you are signed into the Google account that you want the assessments to transfer into.
2. Then, click on each of the yellow link buttons below. Notice there are multiple buttons, one for each separate assessment. When you click each button, a window will pop up that says, "Would you like to make a copy of ___?" Click "Make a copy." Do this once for each assessment.

[Assessment #1: Holes Ch. 1-25](#)

[Assessment #2: Holes Ch. 26-50](#)

[Final Vocabulary Assessment: Holes](#)



Click on "Make a copy"

3. At this point, you should have a copy of each assessment saved into your Google™ Drive.

Why do it digital?

- ✓ No paper or pencil
- ✓ No wasting ink
- ✓ Students work directly in the file
- ✓ Incorporate technology
- ✓ Improve student writing
- ✓ High student engagement
- ✓ Renewed student interest
- ✓ Access anywhere
- ✓ College readiness
- ✓ Also printable
- ✓ Full color

Your purchase includes both the PAPER version and the GOOGLE version of this resource.