


Chapters 9-12

❖ **Quickwrite.** Write about someone you admire or look up to.



- ❖ **Multiple Choice.** Choose the best answers.
- | | |
|----------------------------------------------------------|-----------------------------------------------------|
| 1. What does Mike buy with his portion of the gift card? | 2. What is Sierra usually doing when Kyle sees her? |
| a. Restaurant Rush | a. Singing |
| b. A What If? Game | b. Crying |
| c. Baffling Bibliomania | c. Reading |
| d. A hockey game | d. Drawing |

- ❖ **True or False.** Write T for True and F for False.
- The front door to the new library is steel and round. ____
 - Kyle shares his gift card with his family. ____
 - Kyle overhears Charles Chilton asking the store clerk for a cash refund. ____
 - The prize for winning the first game of the night is \$100 in cash. ____
 - There are holographic projections in the library. ____

❖ **Reading for Details.** Below, write two details from the chapters you just read that you think are important.

- _____
- _____

stifling
(verb) restraining

smug
(adverb) in a superior manner

soothing
(adjective or verb) calming; reassuring

❖ **Written Response.** Answer the questions in complete sentences.

- What does Kyle do with his \$500 gift card? What do you think this shows about him?
- Choose two words to describe Charles Chilton. Explain each of your choices.
- Explain how to play the first game of the night. What is the who wins?
- What is Dr. Zinchen's respect in the library?

Name _____

WORD Inventions

In the book, Mr. Lemoncello invents several words, such as wondermous and funful. This activity will help you to invent words, too! Many English words are formed by taking roots and adding prefixes and suffixes to them. Below, you will see lists of common prefixes, roots, and suffixes, along with their meanings in parenthesis. Try combining some of these word parts to invent new words! On the next page, write your invented words and their meanings.

*Tip: Only use one part from each column at a time, but you don't have to use all 3 columns for every word.

Prefixes	Roots	Suffixes
ab- (away)	acri (bitter)	-able (can do)
an- (without)	act (to do)	-ed (has happened)
anti- (against)	ambul (to move)	-er (a person who does an action)
auto- (self)	arbor (tree)	-ful (full of)
bio- (life)	astro (star)	-fy (to make)
co- (together)	bene (good)	-ing (is happening)
dis- (not)	crypt (to hide)	-ize (to make)
ex- (out)	counter (against)	-less (not having)
hyper- (over)	derm (skin)	-ment (the action of)
im- (not)	dermo (sleep)	-ness (condition of)
in- (not)	epi (above)	-or (a person who does an action)
inter- (between)	epi (above)	-tion (action)
micro- (small)	epi (above)	
mis- (wrong)	epi (above)	
non- (not)	epi (above)	
pre- (before)	port (carry)	
re- (again)	sent (to feel)	
sub- (under)	script (to write)	
trans- (across)	tele (far)	
un- (not)	vis (to see)	
uni- (one)	vor (to eat)	

Save time and relieve stress with my No Prep Novel Study!

Features Vocabulary & Comprehension for every 3-4 chapters!

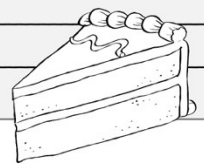
Consistent format allows for predictability and student confidence.

Quickwrite prompts relate the text to the student.

Vocabulary words chosen for you.

Chapters 13-16

❖ **Quickwrite.** Would you enjoy being on television, or being famous? Explain your thoughts.



- ❖ **Multiple Choice.** Choose the best answers.
- Who wins the second game of the night?
 - Sierra
 - Kyle and Akimi
 - Charles
 - Miguel
 - Where do the girls sleep?
 - the Board Room
 - Mr. Lemoncello's private suite
 - the IMAX theater
 - the Children's Room

❖ **Sequencing.** Put the following statements in chronological order, using the numbers 1-5.

____ Mrs. Tobin appears to the kids for the first time in holographic form.

____ Around 3am, everyone goes to sleep.

____ Sierra gets onto a hover ladder to find a book.

____ Mr. Lemoncello informs the parents that their kids will participate in a game in which they must figure out how to exit the library.

____ The kids turn over all their electronics to two security guards.

❖ **Main Idea.** Give each of the chapters suitable names. Explain your choices for each.

13: _____


14: _____

15: _____

16: _____

❖ **Written Response.** Answer the questions in complete sentences.

1. Explain how the hover ladder works.



2. What activities do the kids do in these chapters? List all of them.

3. What surprising news does Mr. Lemoncello deliver to the kids' parents? How do they react to this news? Use textual evidence to support your answer.

4. Why do the kids choose to stay in the Board Room in Chapter 16?

❖ **Vocabulary.** Use a dictionary to complete the table below.

Word	Definition	Illustration
flickering		
luxuriating		
auspicious		
decipher		
smarmy		

Use the vocabulary words above to fill in the blanks below.

- Unfortunately, it was not the most _____ time for their wedding.
- The detectives worked late into the night, attempting to _____ the mysterious note left behind by the criminal.
- She was _____ in a hot bath, when the phone rang and interrupted her relaxation.
- The dancing candle made _____ shadows on the walls.
- I rolled my eyes at the pushy salesman's _____ manner.

❖ **Beyond.** In the quote bubble, write a quote from the story that you think is important. Explain why you believe your chosen quote is important.



Variety of question types: True/False, Sequencing, Fill-in-the-Blank, and Written Response.

Answer keys included

Includes 18 Activities to deepen student understanding.

Focuses include: Plot, Theme, Character Analysis, Setting, Figurative Language, and more!

Name _____

ASK AND ANSWER Questions

Read each question stem word on each shape below. Inside of each shape, write questions and answers about the story. Write the questions in one color, and write the answers in a different color. Write *at least* one question per shape.

Who

What

Where

When

Why

Name _____

Shed Some Light!

Think about what lessons the characters can teach us through the story. Write the lessons in the appropriate spaces below. Some of the characters may have multiple lessons.

Characters	Lesson(s) Learned
Kyle	
Akimi	
Miguel	

Name _____

Summarize your Reading

Write about what happened in the reading you just completed. Include an illustration with each part.

First, _____




Then, _____

Next, _____

Name _____

Character Traits

Write about the characters listed below. Write at least 1 trait for each of them, along with textual evidence and an explanation to support the trait. Be sure to list the page number with your textual evidence.


Name	Trait(s)	Textual Evidence & Explanations
 Kyle		
 Akimi		
 Charles		


Name _____

Who's your Favorite?

Think about your favorite character. Write his or her name below. In the speech bubble, write your favorite quote from him or her. In the picture frame, draw a detailed picture of him or her. On the lines, write about why he or she is your favorite.

My favorite character is _____





Name _____

Figurative Language

Below, write quotes from the book which contain figurative language. Then, write the type of figurative language. Last, justify your answers.

Quote	Type	I know this because...
1.		
2.		
3.		
4.		

Choose one of the figurative language quotes to illustrate here:

Name _____

New Words: ESCAPE FROM MR. LEMONCELLO'S LIBRARY

Below, keep track of new words you encounter throughout the book. First, write the word. Then, make a prediction about its meaning. Next, use a dictionary to look up its real definition. Finally, apply the word by writing an example sentence for it and drawing a picture of it.

NEW WORD	MY PREDICTION	REAL DEFINITION	APPLICATION
			Example Sentence: Picture:
			Example Sentence: Picture:
			Example Sentence: Picture:
			Example Sentence: Picture:

Vocabulary *focus*

5 words chosen for every 3-4 chapters.

Black-and-white Flashcards

3 Vocabulary Reviews

Word: **cavernous**

Word: **eccentric**

Word: **vibrant**

Word: **rollicking**

Definition: vast and spacious


Definition: unusual

Definition: vibrant


Definition: lively

Full-color Word Wall cards


cavernous
(adjective) vast and spacious




eccentric
(adjective) unconventional and strange




vibrant
(adjective) vivid and bright




rollicking
(adjective) lively and rowdy




erupted
(verb) exploded




melodramatically
(adverb) theatrically; in an overdramatic way



flounced
(verb) moved in an exaggerated way; marched



peculiar
(adjective) strange



Name _____

Vocabulary Words and Definitions

Chapters	Page #	Word	Definition
7-8	7	cavernous	vast and spacious
8	8	eccentric	unconventional and strange
9	9	vibrant	vivid and bright


Vocabulary List comes with and without definitions

4. Choose the best synonym for peculiar below.

- ordinary
- bored
- strange
- amazing

5. Choose the best antonym for cavernous below.

- tiny
- spacious



Escape from Mr. Lemoncello's Library

Vocabulary Review #1: CHAPTERS 1-16

Name _____

cavernous	eccentric	vibrant	rollicking	erupted	melodramatically
flounced	peculiar	mesmerized	dazed	flourished	stately
reverberating	awestruck	gawking	flickering	luxuriating	auspicious
decipher	smarmy				

1. Using a dictionary, or your notes, complete the table below.

Word	Definition
eccentric	
flounced	
gawking	
decipher	

2. Complete the graphic organizer below for the word in the middle.

Synonyms	Antonyms
<div style="border: 1px solid black; border-radius: 50%; width: 50%; margin: 0 auto; padding: 10px;"> auspicious </div>	
Part of Speech	Illustration

3. Write a sentence containing the word erupted below. Then, illustrate your sentence.

1

_____ completes the following sentence.

_____ hand at the dancers onstage.

_____ you might have to decipher.

_____ s that have mesmerized you.

_____ ce with a reasonable answer.

_____ ulary words in one single sentence below. Use more if you

2

Game included!

This is based on a game described in the novel.
It's a fun way of testing students' understanding of the story. Print and Go!

Trivia
Question
Cards
included.

QUESTION:
Why does Kyle get grounded for a week?

ANSWER: He broke the basement window. (Ch. 1)

QUESTION:
Name Kyle's older brothers.

QUESTION:
Who wins the first game of the evening?

QUESTION:
Who is Mrs. Gail Tobin?

QUESTION:
What do the winners of the essay contest win?

QUESTION:
Who is the final judge of the essay contest?

ANSWER: Mr. Luigi Lemoncello (Ch. 4)

QUESTION:
In what town and state does Kyle live?

ANSWER: Alexandriaville, Ohio (Ch. 2)

QUESTION:
What was originally in the Alexandriaville library building?

ANSWER: A bank (Ch. 2)

QUESTION:
Who is Mr. Lemoncello's father?

ANSWER: Mr. Lemoncello (Ch. 8)

QUESTION:
How much money did Mr. Lemoncello donate to build the new public library?

ANSWER: \$500 million (Ch. 5)

QUESTION:
Name the two books that are printed on the back of Kyle's library card.

ANSWER: *I Love You, Stinky Face* and *The Napping House* (Ch. 8)

QUESTION:
Name at least one thing that is unique about the new library's front door?

ANSWER: It is a circular door from old gold Leaf Bank's walk-in vault. It weighs 20 tons. (Ch. 11)

Hurry to the Top of the Heap!

Teacher Instructions

In Chapter 12, Kyle and the other kids play a trivia game. The students will play a version of that game using trivia questions about the story. Play this game after reading the entire book, because the questions cards do contain spoilers!

PREP

To play, divide the students up into even-numbered groups. Max players per group is 8. The students will play in partners against other teams of partners. Each big group of students will need:

- Small game pieces of any kind—1 per player or per set of partners
- A copy of the game board—on cardstock or laminated
- 2 dice
- A copy of the trivia questions—precut into a deck of cards (these are found on the following pages)

PLAY

- The game board is made up of concentric rectangles. Students begin on the "Start" box of the outermost rectangle. They will follow the arrows around the rectangles. Their goal is to reach the box that says "Finish" in the innermost rectangle.
- To take a turn, the student will roll two dice simultaneously. The sum of the two dice represents how many spaces the student will move if he/she answers the trivia question correctly.
- Students should not read their own trivia questions since they will see the answers at the bottom. The player or team to the left of the player whose turn it is is always responsible for reading aloud their trivia question to them. In this way, everyone has a chance to read questions and check answers.
- Decide beforehand whether you want the students to be able to refer to the book for answers. Since some of the questions are pretty detailed, I suggest you allow the students to reference the book.

Instructions for
how to play!

Hurry to the Top of the Heap!

Game Board

The game board consists of a 5x5 grid of squares. The outermost square is labeled 'Start' in the top-left corner. The innermost square is labeled 'Finish' in the top-right corner. Arrows indicate a clockwise path: the top row has four right-pointing arrows; the right column has four down-pointing arrows; the bottom row has four left-pointing arrows; and the left column has four up-pointing arrows. A large 'PREVIEW ONLY' watermark is overlaid on the board.

Game Board
included.

Extra Goodies!

Student Packet Covers provided for each section of the novel study.

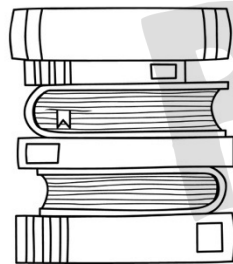
Student Reference Bookmarks highlight essential book info.

End-of-the-book Project Choices!

Student Chapter Packet

Escape from Mr. Lemoncello's Library

By Chris Grabenstein



Name _____

Escape from Mr. Lemoncello's Library
by Chris Grabenstein
Reference Bookmark

Plot

A few kids are thrown into a high-stakes game. Whoever can leave the library first wins.

Setting

The story is set in a brand new library in Alexandriaville, Ohio.

Characters

- Kyle—the protagonist of the story.
- Akimi—Kyle's best friend.
- Mr. Lemoncello—a billionaire and the world's most famous game maker.
- Dr. Zinchenko—the world's most famous librarian.
- Charles—a kid who loves to win.
- Miguel—Kyle's friend.
- Sierra—a quiet girl who loves to read.



©2022 Nothing but Class

Escape from Mr. Lemoncello's Library
by Chris Grabenstein
Reference Bookmark

Plot


A few kids are thrown into a high-stakes game. Whoever can leave the library first wins.

Setting

The story is set in a brand new library in Alexandriaville, Ohio.

Characters

- Kyle—the protagonist of the story.
- Akimi—Kyle's best friend.
- Mr. Lemoncello—a billionaire and the world's most famous game maker.
- Dr. Zinchenko—the world's most famous librarian.
- Charles—a kid who loves to win.
- Miguel—Kyle's friend.
- Sierra—a quiet girl who loves to read.



©2022 Nothing but Class

Escape from Mr. Lemoncello's Library
by Chris Grabenstein
Reference Bookmark

Plot

A few kids are thrown into a high-stakes game. Whoever can leave the library first wins.

Setting

The story is set in a brand new library in Alexandriaville, Ohio.

Characters

- Kyle—the protagonist of the story.
- Akimi—Kyle's best friend.
- Mr. Lemoncello—a billionaire and the world's most famous game maker.
- Dr. Zinchenko—the world's most famous librarian.
- Charles—a kid who loves to win.
- Miguel—Kyle's friend.
- Sierra—a quiet girl who loves to read.



©2022 Nothing but Class

Escape from Mr. Lemoncello's Library
by Chris Grabenstein
Reference Bookmark

Plot


A few kids are thrown into a high-stakes game. Whoever can leave the library first wins.

Setting

The story is set in a brand new library in Alexandriaville, Ohio.

Characters

- Kyle—the protagonist of the story.
- Akimi—Kyle's best friend.
- Mr. Lemoncello—a billionaire and the world's most famous game maker.
- Dr. Zinchenko—the world's most famous librarian.
- Charles—a kid who loves to win.
- Miguel—Kyle's friend.
- Sierra—a quiet girl who loves to read.



©2022 Nothing but Class

Name _____

Culminating Project Choices

Now that you have completed the book, choose one of the final projects to do below!

SEQUEL: Write a sequel to *Escape from Mr. Lemoncello's Library*. What happens to Kyle and his friends next?

WHO'S THE AUTHOR?: Use the Internet to do research about the author, Chris Grabenstein. Write a biography about him. Make sure to include a Works Cited page.

CHARACTER DIARY: Choose a character in the book. Write about the events in the book from his or her point of view, in the form of several diary entries.

NEWSPAPER: Create a newspaper that is themed around the events in the book. You might include articles, advertisements, comic strips, and an advice column.

PLAYWRIGHT: Choose your favorite scene(s) from *Escape from Mr. Lemoncello's Library*. Write it in the form of a play. Either record it to show to the class, or perform it in front of the class!

BOARD GAME: Create a board game which is themed around the book. Be creative!

NEWS INTERVIEW: Imagine you are a journalist that is interviewing one of the characters from *Escape from Mr. Lemoncello's Library*. Write a script for it. With a partner, either record it to show to the class, or perform it in front of the class!

FAMOUS LIBRARIES: Do some research about any famous library of your choosing. Present your findings in a creative way. You might create a Power Point presentation, make a poster, or write an essay. It's your choice.

9. **MOVIE POSTER:** Design a movie poster advertising a movie based on *Escape from Mr. Lemoncello's Library*.

10. **CHARACTER ART:** Create sculptures, puppets, or models of the characters using any material you choose. You could use a combination of paper, rocks, clay, poster board, old toys, sticks, or anything you can think of!

My Choice: _____

My Grade: _____

Comments: _____

©2022 Nothing but Class

©2022 Nothing but Class

©2022 Nothing but Class

Detailed Teacher Instructions & Plans.

Everything is laid out for you!

Big picture snapshot!

Standards are named for you!

Escape From Mr. Lemoncello's Library: Unit Map

Chapters in Student Chapter Packet	Vocabulary words	Vocabulary Reviews	Assessments	Reading Response Activities (to be used with specific chapters)	Other Reading Response Activities
1-4	<ul style="list-style-type: none"> cavernous eccentric vibrant rollicking erupted 	Vocabulary Review #1: Chapters 1-16	Vocabulary Review #1: Chapters 1-16		
5-8	<ul style="list-style-type: none"> melodramatically flounced peculiar mesmerized dazed 				
9-12	<ul style="list-style-type: none"> flourished stately reverberating awestruck gawking 				
13-16	<ul style="list-style-type: none"> flickering luxuriating auspicious decipher smarmy 				
17-20	<ul style="list-style-type: none"> alliance predicament stuttered bloodcurdling savoring 	Vocabulary Review #2: Chapters 17-36	Vocabulary Review #2: Chapters 17-36	<p>To use with any chapter:</p> <ul style="list-style-type: none"> Ask and Answer Questions Summarize your Reading Summarizing the Plot Cause and Effect Who's Your Favorite? Compare and Contrast Figurative Language Dear Diary... Reading Strategy: Predictions Learning Logs: Versions 1, 2, and 3 <p>To use throughout the novel:</p> <ul style="list-style-type: none"> Character Traits New Words: Escape from Mr. Lemoncello's Library Quote Response Journal 	
21-24	<ul style="list-style-type: none"> scampered hobbled hobbled dirty woes rumpled 				
25-28	<ul style="list-style-type: none"> berserk contemplation manipulate guise flagrant 				
29-32	<ul style="list-style-type: none"> eagerly hunch limbered soothing witnessed 				
33-36	<ul style="list-style-type: none"> scoured magnanimous veering smugly descent 	Vocabulary Review #3: Chapters 37-56	Vocabulary Review #3: Chapters 37-56		
37-41	<ul style="list-style-type: none"> grouched blunder tattered astonished daintily 				
42-46	<ul style="list-style-type: none"> purloined stifling reluctantly scandalous withering 				
47-51	<ul style="list-style-type: none"> bandits flinched eliminated thundered elusive 				
52-56	<ul style="list-style-type: none"> examine pondering straining placid dumbfounded 			<p>To use after Chapter 1-15:</p> <ul style="list-style-type: none"> Setting: Mr. Lemoncello's Library Word Inventions <p>To use after finishing the novel:</p> <ul style="list-style-type: none"> Shed Some Light! My Book Cover Hurry to the Top of the Heap! 	

Table of Contents

Resource	Pages
Unit Map	3-4
Student Reference Bookmarks	5
Vocabulary Words with definitions	6-8
Vocabulary Words without definitions	9-11
Vocabulary Words with definitions <i>and no page numbers</i> *This is provided in case your page numbers differ from mine.	12-14
Vocabulary Words without definitions <i>and no page numbers</i> *This is provided in case your page numbers differ from mine.	15-17
Table of Contents: Student Chapter Packet	18
Student Chapter Packet with Answer Key	19-72
Table of Contents: Vocabulary Packet	73
Vocabulary Packet with Answer Key	74-112
Table of Contents: Reading Response Activities	113
Reading Response Activities with Answer Keys	114-148
Table of Contents: Assessments	149
Assessments with Answer Keys	150-162
Terms of Use & Artist Credit	163-164

Easy to navigate!

Table of Contents: Reading Response Activities

Focus	Common Core	Pages	Resource	Use with Chapter(s)
		144	Activity Packet Cover	
Ask and Answer Questions	RL 3.1/RL 4.1/RL 5.1/RL 6.1	115	Ask and Answer Questions	any
Theme	RL 3.2/RL 4.2/RL 5.2/RL 6.2	116	Shed Some Light! <i>Answer Key on pg. 146</i>	Use after finishing the novel.
Plot	RL 3.3/RL 4.3/RL 5.3/RL 6.3	117	Summarize your Reading	any
		118	Summarizing the Plot	any
		119	Cause and Effect	any
Character Analysis	RL 3.3/RL 4.3/RL 5.3/RL 6.3	120	Character Traits <i>Answer Key on pg. 147</i>	Use throughout the novel.
		121	Who's Your Favorite?	any
		122	Compare and Contrast	any
Setting Analysis	RL 3.3/RL 4.3/RL 5.3/RL 6.3	123	Setting: Mr. Lemoncello's Library <i>Answer Key on pg. 148</i>	Use after finishing at least Chapters 1-15.
Figurative Language	RL 3.4/RL 4.4/RL 5.4/RL 6.4	124	Figurative Language	any
Point of View	RL 3.6/RL 4.6/RL 5.6/RL 6.7	125	Dear Diary..	any
Connecting Text with Illustrations or Media	RL 3.7/RL 4.7/RL 5.7/RL 6.7	126	My Book Cover	Use after finishing the novel.
Read and Comprehend Literature	RL 3.10/RL 4.10/RL 5.10/RL 6.10	127	Reading Strategy: Predictions	any
		128-130	Learning Logs: Versions 1, 2, and 3	any
		131-138	Hurry to the Top of the Heap!	Use after finishing the novel.
Vocabulary Acquisition and Use	L 3.4/L 4.4/L 5.4/L 6.4	139-140	New Words: Escape from Mr. Lemoncello's Library	Use throughout the novel.
		141-142	Word Inventions	Use after finishing at least Chapters 1-15.
Opinion Writing	W 3.1/W 4.1/W 5.1/W 6.1	143-144	Quote Response Journal	Can be used multiple times throughout the novel.
		145	Culminating Project Options	Use after finishing the novel.
		146-148	Answer Keys provided for: • Shed Some Light!-pg. 146 • Character Traits-pg. 147 • Setting: Mr. Lemoncello's Library-pg. 148	

Come back FOR MORE RESOURCES LIKE THIS!

www.teacherspayteachers.com/Store/Nothing-but-Class

www.nothingbutclassresources.com

Three Assessments included.

Assessment #1: Chapters 1-16 | Assessment #2: Chapters 17-36 | Assessment #3: Chapters 37-56

Name _____ Date _____

ESCAPE FROM MR. LEMONCELLO'S LIBRARY

Assessment #1: Chapters 1-16

❖ Part 1: Vocabulary Matching

Match the words with their definitions by writing the correct letters on the lines.

- | | |
|--------------------|----------------------------------------------------|
| 1. cavernous ___ | A. moved in an exaggerated way; marched |
| 2. vibrant ___ | B. vivid and bright |
| 3. flounced ___ | C. relishing; indulging oneself |
| 4. stately ___ | D. having a grand and majestic appearance |
| 5. luxuriating ___ | E. vast and spacious |
| 6. smarmy ___ | F. smooth in a way that is insincere and excessive |

❖ Part 2: Vocabulary Fill-in-the-Blank

Choose the word that best completes each sentence below.

7. The children were _____ by the fascinating tale, and barely moved until it was finished.
- mesmerized
 - reverberating
 - eccentric
 - flickering
8. The archaeologists spent many years attempting to _____ the writings that were in an ancient and unknown language.
- melodramatically
 - erupted
 - decipher
 - auspicious

❖ Part 3: Vocabulary Sentences

Write two sentences below, each containing one of the following words.


eccentric rollicking erupted melodramatically dazed gawking

9. _____
10. _____

❖ Part 4: Comprehension Multiple Choice

Choose the best answer for each question below.

11. Which sentence below correctly describes how Kyle feels when he sees Mr. Lemoncello arrive at his school?
- He feels neutral.
 - He is not sure who Mr. Lemoncello is.
 - He feels surprised and excited.
 - He feels upset.
12. Choose the best words to describe Charles.
- Sleazy and selfish
 - Angry and rebellious
 - Confident and popular
 - Funny and good-natured
13. How do the students react when Mr. Lemoncello appears onstage during the school assembly?
- They are bored and unenthusiastic.
 - They cheer wildly.
 - They boo at him.
 - They are polite, but don't care very much.
14. With whom does Kyle share his \$500 Lemoncello gift card?
- Akimi
 - His whole family
 - His two brothers
 - Miguel
15. Which of the following does not happen in these chapters?
- Kyle and Akimi are the first to find the dessert in the library.
 - Charles insults Kyle.
 - Mr. Lemoncello announces the game to all the kids' parents.
 - One of the children gets seriously injured in the library.
16. What does Mr. Lemoncello say the winner of the game will get?
- A copy of every game he's ever made
 - The satisfaction of winning
 - Money and fame
 - \$100,000

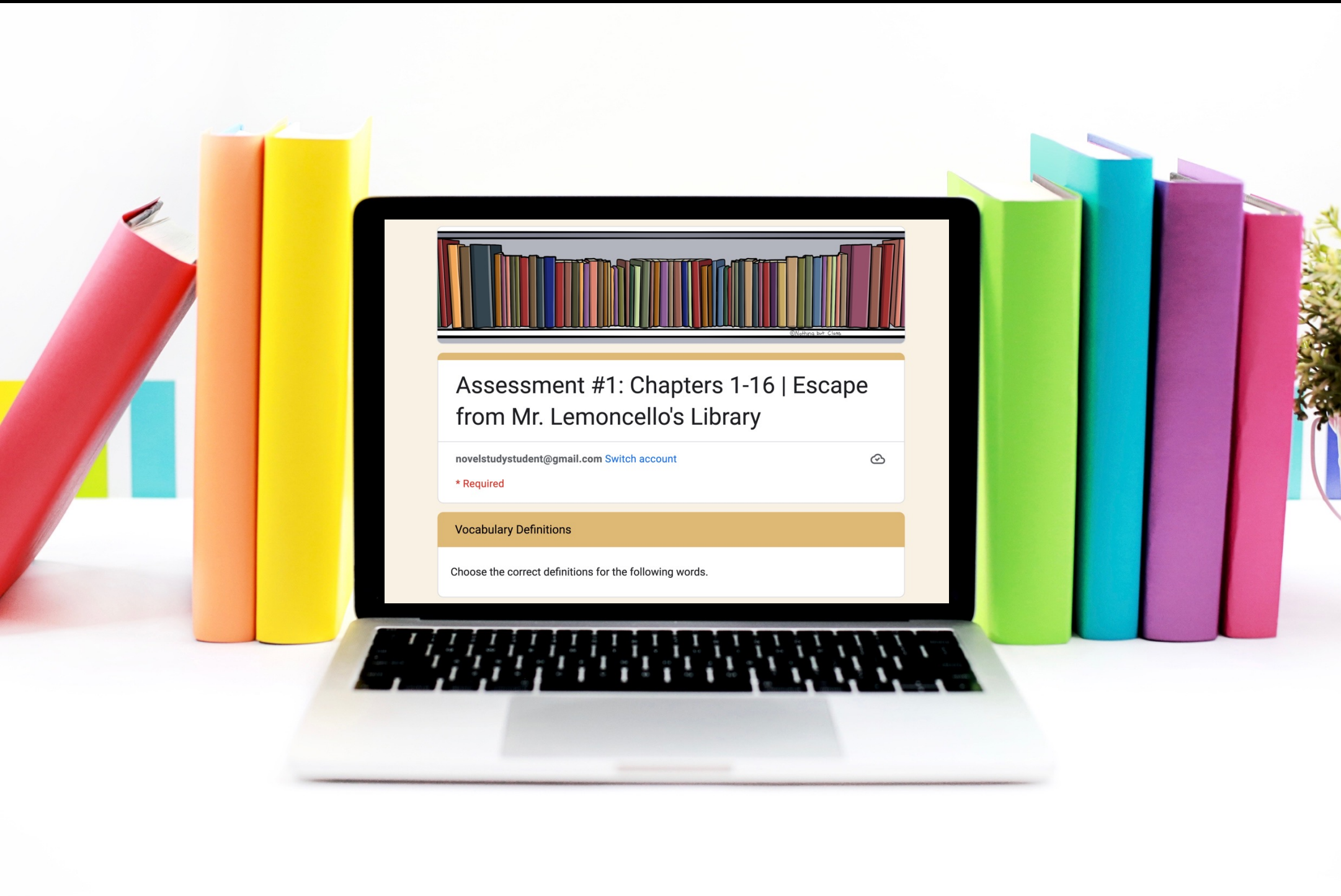


❖ Part 5: Comprehension & Analysis Written Response

Answer the following questions in complete sentences.

17. Explain 3 circumstances from the story that support the following statement: *Kyle is an unselfish and generous person.*
- _____
- _____
- _____
18. Compare and contrast two characters from the story. Write about at least two ways they are similar and two ways they are different.
- _____
- _____
- _____
19. Write about a major problem that occurs in these chapters. Explain if it was resolved. Then, explain why it was or was not resolved.
- _____
- _____
- _____
20. Choose two words that describe Mr. Lemoncello. Explain the reasons for your choices.
- _____
- _____
- _____

Google Forms versions of Tests *included.*



How it works...

Step 1: Send your students a link.

Step 2: Students complete the test on computers or tablets.

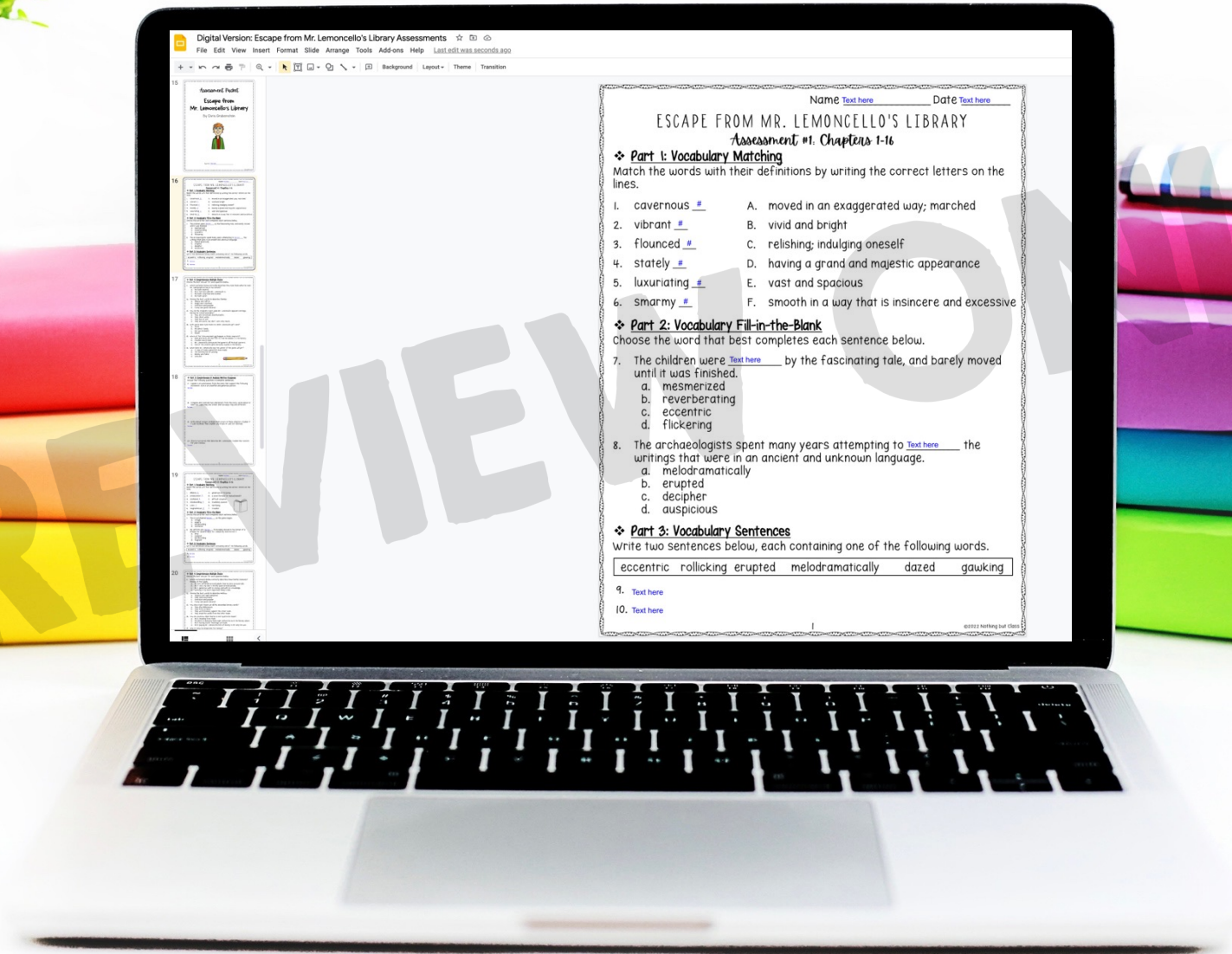
Step 3: Self-grading—so fast, so easy, and **INSTANT** data!

NOTE You will need to manually grade the written responses only.

For testing, *choose* from 3 versions:

1. Google Forms version-
Self grading for instant data!
2. Google Slides version-
Students type directly on the tests!
3. Black and white
Printable version

Google Slides Version of the entire novel study *included.*



- Full-color, interactive adaptations of all resources.
- Text boxes placed everywhere students must type.
- Students can access the digital version from home OR school.
- Teachers and students can easily send this back and forth using Google Drive or Google Classroom!
- Easy instructions included.

Your purchase includes *both* the printable & the Google versions of this resource.

See what other teachers are *saying* about **my resources!**

I do not know where to even start with how much I loved this unit! It has absolutely everything you could need with very little prep. The chapter by chapter worksheets vary in the skills that are used and the assessments are a great variety of skills. I have purchased many novel units over the years and this was by far my very favorite with the most options of materials that were ready to use. It was the most expensive unit I have ever purchased but it was worth it! I will definitely be purchasing more units from Nothing but Class!

-Sarah P.

FANTASTIC resource! This novel study offers a simple but meaningful format, divides the book into very manageable portions, and includes all levels of thinking, from vocabulary study to higher-order analysis. LOVE IT!

-Shirley Y.

I LOVE this novel study unit. Not only did it help take the stress of prepping a novel study, it also helped my students (and me) pace ourselves through the book and strengthen our comprehension as we read. I love all the different standards touched in each of the different chapter sections. It was great for both teaching the skills, and reviewing the skills. I will use this every time I teach this study!

-Shelby M.



I have used many of the novel study resources from Nothing but Class and they are very well put together. Just the right amount of work for my 4th graders this year and the chapter worksheets have a nice variety of questions covering many key skills, particularly connecting text to self and providing text evidence to support answers.

-Elizabeth F.

This was truly the best resource I have ever purchased on TPT. It had everything we needed to do a class novel study on Holes - comprehension questions, robust vocabulary, writing prompts, and standards based practice (similes, sensory details, setting, characterization, etc.). My students loved doing the "pre-write" section before we read the book together. I will use this resource for years to come! I am going to be purchasing a few other novel studies from this author so that my students can do them during distance learning.

-Tessa V.

www.teacherspayteachers.com/Store/Nothing-but-Class

www.nothingbutclassresources.com