

Features Vocabulary & Comprehension for every 4 chapters.

- Book is divided into **manageable** chunks of reading.
- Consistent format allows for **predictability** and student **confidence**
- Variety of question types for **high student engagement**
- Includes "**Quickwrite**" free-writing prompt which relates the text to the students
- Questions range from **basic comprehension** to **rigorous analysis**

Chapters 1-4

Devil's Island • Errand Boy • Trick Monkey • American Laugh-Nosed Beet

❖ **Quickwrite:** Have you ever moved to a new place? Write about your experience. If you haven't, would you want to move? Why or why not?



❖ **Vocabulary:** Fill in the blanks.

1. The new girl felt _____ when nobody invited her to sit with them at lunchtime.
2. My mom told me that my skin had a _____ greenish tint to it and asked me if I felt unwell.
3. I _____ edged closer and closer to the frightened puppy, holding out a treat to him.
4. My spider bite was a terrible _____ for several weeks, before it finally healed.
5. Choose a word and write an original sentence for it here.

affliction
snubbed
peculiar
cautiously

❖ **True or False:** Mark T for True and F for False.

1. Moose has lived on Alcatraz island for many years. ____
2. Moose's dad is often gone working. ____
3. Moose's sister, Natalie, is different from other kids. ____
4. Natalie enjoys numbers. ____
5. Theresa is 14 years old. ____

❖ **Character Analysis:** What do you know about Moose (the

1

❖ **Comprehension and Analysis:** Answer the questions in complete sentences.

1. Explain how Natalie is different from other kids. Use textual evidence from the book to support your answer.

2. What major changes are happening in Moose's family in these chapters? Explain at least three.

3. Who does Moose meet in these chapters? Name and describe each of them.

What questions do you have at this point in the story? Write three of the quote bubbles below.

2

Answer
keys
included

Vocabulary Focus:

- 4 vocabulary words chosen for you for every 4 chapters
- Complete Vocabulary List comes with and without definitions
- Final Vocabulary Review included
- Full-color Vocabulary Word Wall cards along with black & white flashcards

Vocabulary Words and Definitions: **AL CAPONE DOES MY SHIRTS**

CHAPTERS	PAGE #	WORD	DEFINITION
1. Devil's Island	8	affliction	illness or trouble
2. Errand Boy	22	snubbed	gave someone the cold shoulder
3. Trick Monkey	24	peculiar	unusual
4. American Laugh-Nosed Beed	26	cautiously	carefully
5. Murderers Dorn my Socks	29	ashen	pale, ghostly
6. Sucker	31	deserted	abandoned; empty
7. Big for Seventh Grade	37	beaming	smiling very joyfully
8. Prison Guy Plays Ball			

PART ONE

9. Nice Little Church Boy
10. Not Ready
11. The Best in the Country
12. What About the Electric Chair?

13. One-Woman Commando Unit
14. Al Capone's Baseball
15. Looking for Scarface
16. Capone Washed Your Shirts

17. Baseball on Tuesday
18. Not on My Team
19. Daddy's Little Miss
20. Warning

21. It Never Rains on Monday
22. Al Capone's Mama
23. She's Not Cure
24. Like a Regular Sister

PART TWO

25. My Gap
26. Convict Baseball
27. Idiot
28. Tall for Her Age

29. Convict Choir Boy
30. Eye
31. My Dad
32. The Button Box

Name _____

Al Capone Does My Shirts

VOCABULARY REVIEW #1: CHAPTERS 1-20

affliction	snubbed	peculiar	cautiously	ashen	deserted
beaming	keen	earnest	radiant	skirmish	mercilessly
insists	wheedle	gravely	inspects	stewing	deliberate
preposterous	culpability				

1. Using a dictionary, or your notes, complete the table below.

Word	Definition	Illustration
affliction		
deserted		
mercilessly		
wheedle		

2. Complete the graphic organizer below for the word in the middle.

Synonyms	Antonyms
<div style="border: 1px solid black; border-radius: 50%; padding: 10px; display: inline-block;">radiant</div>	
Part of Speech	Illustration

3. Write a sentence containing the word gravely below. Then, illustrate your sentence.

1

<p>Word:</p> <p>affliction</p>	<p>Definition:</p> <p>illness or trouble</p>
<p>Definition:</p> <p>gave someone the cold shoulder</p>	<p>Definition:</p> <p>unusual</p>
<p>Definition:</p> <p>carefully</p>	<p>Definition:</p> <p>carefully</p>

affliction (noun) illness or trouble 

snubbed (verb) gave someone the cold shoulder 

peculiar (adjective) unusual 

cautiously (adverb) carefully 

ashen (adjective) pale; ghostly 

deserted (adjective or verb) abandoned; empty 

beaming (verb) smiling very joyfully 

keen (verb) sharp and observant 

SO EASY to prep and use!

- Answer keys
- Table of Contents & Teacher instructions

Table of Contents

Resource	Pages
Student Reference Bookmarks (two-sided)	3-4
Vocabulary List with definitions	5-6
Vocabulary List without definitions	7-8
Vocabulary List with definitions (NO page numbers)	9-10
Vocabulary List without definitions (NO page numbers)	11-12
Table of Contents: Student Chapter Packet	13

STUDENT CHAPTER PACKET ANSWER KEY

Chapters 1-4

Quickwrite: Answers will vary.

Vocabulary:

- snubbed
- peculiar
- cautiously
- affliction
- Example for peculiar: I felt dizzy and *peculiar*, so I sat down to rest for a few minutes.

True or False:

- F
- T
- T
- T
- F

Character Analysis: Moose is very tall for his age. He and his family have just moved to Alcatraz. He misses his friends and wishes his dad would work less. He often takes care of his sister, Natalie.

Comprehension and Analysis:

- Natalie acts different from other kids, because sometimes she acts like she is in a different world. She does not talk much. She is really interested in book indexes, and can add and multiply very fast. On page 26, the text reads, "But it didn't take long to realize it wasn't history Natalie was interested in. It's indexes she loves."
- First, Moose's dad just started a new job as an electrician on Alcatraz Island, so they just moved. Also, their will be sending Natalie away to a school for kids like her.
- Moose meets a seven year old girl named Theresa, who introduces herself and shows Moose and Natalie around the island. He also meets a girl named Piper, who is the daughter of the warden.

Beyond: (Answers will vary.)

Examples: Will Moose eventually like living on Alcatraz Island? Will Natalie adapt to being away at school, or will she go back home?

ABOUT THE STUDENT CHAPTER PACKET

The student work for every 4 chapters of reading contains both comprehension and vocabulary. Each part includes the following sections:

- Quickwrite** A great idea is to have the students free-write here *before* reading the chapter(s). This gets their minds warmed up and thinking in the direction that the chapters will take them. This also helps them to connect the concepts in the story to themselves.
- Vocabulary** The students practice with four new words that are chosen for you from every 4 chapters. Synonyms, antonyms, and context clues are among the skills included.
- True/False, Multiple Choice, or Sequencing** One set of these types of questions are included for each section.
- Standards Focus** One question or activity is included. These focus on Reading Literature standards like main idea, character analysis, and figurative language.
- Comprehension and Analysis** Three written response questions are provided per section. You will find that these questions are at all levels of Bloom's Taxonomy, so are optimal for differentiation if needed. Use them all or choose just some for your students to complete.
- Beyond** The Beyond activities are a mix of fun activities, including art, graphic organizers, and text-to-self connections. They require the students to use their imaginations, and some upper-level thinking. You might even choose to use these as an option for early finishers.

Come back for **MORE** RESOURCES LIKE THIS!

<https://www.teacherspayteachers.com/Store/Nothing-but-Class>

www.nothingbutclassresources.com

EXTRA Goodies:

- Student reference **bookmarks** with **original, beautiful, hand-drawn art**
- **Cover pages** for each section for easy organization

STUDENT CHAPTER PACKET

AL CAPONE DOES MY SHIRTS

By Jennifer Choldenko

AL CAPONE DOES MY SHIRTS

By Jennifer Choldenko
Reference Bookmark

PLOT

Moose's dad gets a new job on Alcatraz Island, so he moves his family there.

SETTING

The story takes place in the 1930s on Alcatraz Island.

CHARACTERS

- Moose-a seventh grade boy and the narrator of this story.
- Natalie-Moose's sister.
- Piper-a girl who also lives on Alcatraz and is the same age as Moose.
- Theresa-a seven year old girl who also lives on Alcatraz.
- Al Capone-an inmate at Alcatraz. He was the most infamous gangster in American history.



AL CAPONE DOES MY SHIRTS

By Jennifer Choldenko
Reference Bookmark

PLOT

Moose's dad gets a new job on Alcatraz Island, so he moves his family there.

SETTING

The story takes place in the 1930s on Alcatraz Island.

CHARACTERS

- Moose-a seventh grade boy and the narrator of this story.
- Natalie-Moose's sister.
- Piper-a girl who also lives on Alcatraz and is the same age as Moose.
- Theresa-a seven year old girl who also lives on Alcatraz.
- Al Capone-an inmate at Alcatraz. He was the most infamous gangster in American history.



AL CAPONE DOES MY SHIRTS

By Jennifer Choldenko
Reference Bookmark

PLOT

Moose's dad gets a new job on Alcatraz Island, so he moves his family there.

SETTING

The story takes place in the 1930s on Alcatraz Island.

CHARACTERS

- Moose-a seventh grade boy and the narrator of this story.
- Natalie-Moose's sister.
- Piper-a girl who also lives on Alcatraz and is the same age as Moose.
- Theresa-a seven year old girl who also lives on Alcatraz.
- Al Capone-an inmate at Alcatraz. He was the most infamous gangster in American history.



AL CAPONE DOES MY SHIRTS

By Jennifer Choldenko
Reference Bookmark

PLOT

Moose's dad gets a new job on Alcatraz Island, so he moves his family there.

SETTING

The story takes place in the 1930s on Alcatraz Island.

CHARACTERS

- Moose-a seventh grade boy and the narrator of this story.
- Natalie-Moose's sister.
- Piper-a girl who also lives on Alcatraz and is the same age as Moose.
- Theresa-a seven year old girl who also lives on Alcatraz.
- Al Capone-an inmate at Alcatraz. He was the most infamous gangster in American history.



Digital version included, through Google Slides:

Chapters 1-4

Devil's Island ▲ Errand Boy ▲ Trick Monkey ▲ American Laugh-Nosed Beet

❖ **Quickwrite:** Have you ever moved to a new place? Write about your experience. If you haven't, would you want to move? Why or why not?

Text here



❖ **Vocabulary:** Fill in the blanks.

1. The new girl felt text here when nobody invited her to sit with them at lunchtime.
2. My mom told me that my skin had a text here greenish tint to it and asked me if I felt unwell.
3. I text here edged closer and closer to the frightened puppy, holding out a treat to him.
4. My spider bite was a terrible text here for several weeks, before it finally healed.
5. Choose a word and write an original sentence for it here.

Text here

affliction
snubbed
peculiar
cautiously

❖ **True or False:** Mark T for True and F for False.

1. Moose has lived on Alcatraz Island for many years. T/F
2. Moose's dad is often gone working. T/F
3. Moose's sister, Natalie, is different from other children. T/F
4. Natalie enjoys numbers. T/F
5. Theresa is 14 years old. T/F

❖ **Character Analysis:** What do you know about the character?

Text here

Your purchase includes both the PAPER version and the GOOGLE version of this resource.

- Eye-catching digital version contains **full-color, interactive adaptations** of all resources.
- **Text boxes** are already placed everywhere students must type.
- Works for **distance learning**. Students can access the digital version from home OR school.
- Teachers and students can easily send this back and forth using **Google Drive or Google Classroom!**
- **Easy instructions** included!

** IMPORTANT NOTE **

The digital Google Drive version contains mostly the same content as the printable version. However, some assignments, such as drawing activities, have been replaced with more **digitally friendly assignments**, which may include such features as **movable or drag-and-drop pieces**.

New to digital learning? Don't worry. Easy instructions are included. If you have more questions, feel free to reach out!

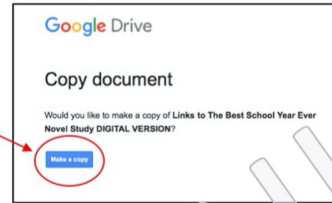
Instructions

for Digital Version/Google™ Drive Document

1. You will need Internet access and a Google™ account (which is free).
2. Click on the blue link below. You will be prompted to make a copy of the Google™ document. Click on the blue button that says "Make a Copy." That copy will be saved to your Google™ Drive. (All of the screenshots below are examples only. The text may differ, but it will look otherwise the same.)

[Digital Version: Ramona Quimby, Age 8](#)

Click here first!

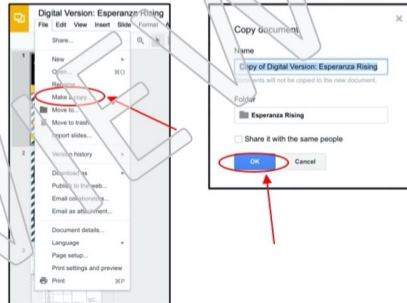


Note: If you have Google™ Drive accounts with multiple email addresses, make sure you take note which email address is selected in the top right corner of the screen, so you can easily find the document in the future.

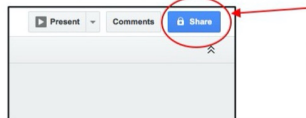
3. If you completed Step 2 correctly, the document just transferred to your Google account. It will contain the resource in its entirety. This includes Tables of Contents, student pages, answer keys, and everything else. You will also notice that the document has blue text boxes already placed everywhere that students will need to type.

MAKE ANOTHER COPY of this document by going to File>Make a copy. A window will pop up that says "Copy document." Rename it as you wish, and then click OK.

You will customize this additional copy in whatever ways you want, according to your students' needs.



4. Think through how you want to roll it out to your students. Decide what you want your students to have access to. Obviously, you won't want to share answer keys. Also, for example, do you only want to assign your students certain pages at a time? Once you decide, **delete** everything you don't want your students to have access to, and **reorganize** the remaining pages however you wish.
5. If you need to, make additional copies (as outlined in Step 3). For example, maybe you want to separate the assignments into smaller chunks, or withhold certain resources until a certain time. Just be sure to name all of your customized copies according to what they are, so it is not confusing when it comes time to share the documents with your students.
6. Once you're ready, share the documents with your students. Students will need their own Google™ accounts. To share, open the document you want to share in your Google™ Drive. Then, click on the blue button in the upper right corner that says "Share."



Note: Sharing with students can also be done through Google™ Classroom.

Why do it digital?

- ✓ No paper or pencil
- ✓ No wasting ink
- ✓ Students work directly in the file
- ✓ Incorporate technology
- ✓ Improve student writing
- ✓ High student engagement
- ✓ Renewed student interest
- ✓ Access anywhere
- ✓ College readiness
- ✓ Also printable
- ✓ Full color

Your purchase includes both the PAPER version and the GOOGLE version of this resource.