

Includes 15 creative ACTIVITIES & PROJECTS!

- Focuses include: **plot, character analysis, point of view, theme, & more**
- **Deepen and extend** student understanding

Name _____

MOOSE'S Problems

Moose encounters many problems, or obstacles, throughout the story. In the first three rows below, write about his problems. Then, write about how his problems get resolved. If a problem doesn't get resolved, explain why. In the last row, write about one of your own problems that you have recently dealt with. Then, write about how your problem got resolved. If it didn't get resolved, explain why.

	Problems What are the problems?	Resolutions How does the problem get resolved? If it doesn't get resolved, why not?
Moose's Problem #1	_____	_____
Moose's Problem #2	_____	_____
Moose's Problem #3	_____	_____
Your Problem	_____	_____

RL 5.3/RL 6.3 ©2020 Nothing but Class

Name _____

Setting: Alcatraz Island

In *Al Capone Does My Shirts*, the setting is described in the beginning of the story. The author uses descriptions to give the story a certain feeling, and to help you better picture the story. Think about the setting, and complete the activities below.

- Write some quotes from the book that help you to picture the setting. Include page numbers with each quote.

- Draw an illustration of the setting here.

- Write about how the setting reflects the character(s).

How does the setting give to you or to the characters?
Write in the thought bubbles below.
(The setting may change throughout the story, so don't be afraid to write a variety of answers!)

Chapters 1-2 RL 5.3/RL 6.3 ©2021 Nothing but Class

Common Core codes are listed on the bottom of each activity.

PREVIEW ONLY

SO EASY to prep and use!

- Answer keys
- Activity Packet Cover featuring original, hand drawn art
- Focus standards listed for each activity

TABLE OF CONTENTS: Reading Response Activities

Focus	Common Core	Pages	Resource	Use with Chapter(s)
		3	Activity Packet Cover	
Ask and Answer Questions	RL 5.1/RL 6.1	4	Questions and Answers <i>*Answer Key on page 25</i>	any
		5-6	Ask + Answer Questions	any
Theme	RL 5.2/RL 6.2	7-8	Al Capone Does My Shirts: Themes	Use after finishing the novel.
		9	Theme Thoughts <i>*Answer Key on page 26</i>	Use after finishing the novel.
Plot	RL 5.3/RL 6.3	10	Main Events	any
Character Analysis	RL 5.3/RL 6.3	11	Moose's Problems <i>*Answer Key on page 27</i>	Use throughout the novel.
		12	Character Notes	Use throughout the novel.
		13	Character Analysis <i>*Answer Key on page 28</i>	Use throughout the novel.
Setting Analysis	RL 5.3/RL 6.3	14	Setting: Alcatraz Island <i>*Answer Key on page 29</i>	Chapters 1-2
Figurative Language	RL 5.4/RL 6.4	15-16	Figurative Language: Similes	any
Point of View	RL 5.6/RL 6.6	17	Another Point of View	any
Connecting Text with Illustrations or Media	RL 5.7/RL 6.7	18	My Book Cover	Use after finishing the novel.
Reading Comprehension Strategies	RL 5.10/RL 6.10	19	Reading Strategy: Predictions	any
		20-21	Alcatraz Island: History and Facts-Informational Article with Reading Comprehension Questions <i>*Answer Key on page 30</i>	any
Opinion Writing	W 5.1/W 6.1	22	My Book Review: Al Capone Does My Shirts	Use after finishing the novel.
		23-24	Collaborating Project Choices with Grading Sheet	Use after finishing the novel.
		25-30	Answer Keys provided for: • Questions and Answers • Theme Thoughts • Moose's Problems • Character Analysis • Setting: Alcatraz Island • Alcatraz Island: History and Facts-Informational Article with Reading Comprehension Questions	

Come back FOR MORE RESOURCES LIKE THIS!
<https://www.teacherspayteachers.com/Store/Nothing-but-Class>
www.nothingbutclassresources.com

MOOSE'S Problems

Moose encounters many problems, or obstacles, throughout the story. In the first three rows below, write about his problems. Then, write about how his problems get resolved. If a problem doesn't get resolved, explain why. In the last row, write about one of your own problems that you have recently dealt with. Then, write about how your problem got resolved. If it didn't get resolved, explain why.

	Problems What are the problems?	Resolutions How does the problem get resolved? If it doesn't get resolved, why not?
Problem #1	Moose and his family move to Alcatraz because of its proximity to a special school that his mom wants Natalie to attend. Moose doesn't know anyone there and misses the way life used to be.	This gets partly resolved because although life on Alcatraz comes with challenges, Moose finds a sense of belonging, thanks to his new friends.
Problem #2	Moose is given the responsibility of babysitting Natalie on most days after school and can't play baseball with the guys at school. Because of confusion with his schedule, Moose upsets one of his only friends at school, Scout.	This gets partly resolved. Moose can't play baseball with anyone but he at least becomes friends again with Scout after some time passes.
Problem #3	Moose and his family are disappointed when Natalie is not accepted into her special school not once but	This gets resolved. Moose writes a letter to Al Capone asking him to use his power to convince the school to accept Natalie, and it works!
		Answers will vary.

ACTIVITY PACKET AL CAPONE DOES MY SHIRTS

By Gennifer Choldenko



Name _____

Digital version included, through Google Slides:

Name Text here

Character Analysis

Write about different aspects of Moose, Piper, and a character of your choice in the chart below.

MOOSE	PIPER	YOUR CHOICE: <u>Text here</u>
<p>Name two qualities that describe this character. Justify each answer.</p> <p>1. <u>Text here</u></p> <p>2. <u>Text here</u></p>	<p>Name two qualities that describe this character. Justify each answer.</p> <p>1. <u>Text here</u></p> <p>2. <u>Text here</u></p>	<p>Name two qualities that describe this character. Justify each answer.</p> <p>1. <u>Text here</u></p> <p>2. <u>Text here</u></p>
<p>Write an important quote from the book that is either about this character, <i>or</i> said by this character. Record the page number.</p> <p><u>Text here</u></p>	<p>Write an important quote from the book that is either about this character, <i>or</i> said by this character. Record the page number.</p> <p><u>Text here</u></p>	<p>Write an important quote from the book that is either about this character, <i>or</i> said by this character. Record the page number.</p> <p><u>Text here</u></p>
<p>Write about one way that you can relate to this character. Then, write about one way that you are different from him.</p> <p><u>Text here</u></p>	<p>Write about one way that you can relate to this character. Then, write about one way that you are different from him.</p> <p><u>Text here</u></p>	

RL 5.3/RL 6.3 ing but Class

Your purchase includes both the PAPER version and the GOOGLE version of this resource.

- Eye-catching digital version contains **full-color, interactive adaptations** of all resources.
- **Text boxes** are already placed everywhere students must type.
- Works for **distance learning**. Students can access the digital version from home OR school.
- Teachers and students can easily send this back and forth using **Google Drive or Google Classroom!**
- **Easy instructions** included!

**** IMPORTANT NOTE ****

The digital Google Drive version contains mostly the same content as the printable version. However, some assignments, such as drawing activities, have been replaced with more **digitally friendly assignments**, which may include such features as **movable or drag-and-drop pieces**.

New to digital learning? Don't worry. Easy instructions are included. If you have more questions, feel free to reach out!

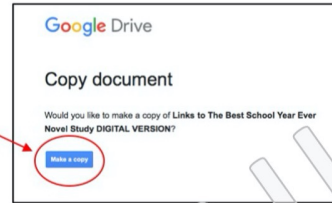
Instructions

for Digital Version/Google™ Drive Document

1. You will need Internet access and a Google™ account (which is free).
2. Click on the blue link below. You will be prompted to make a copy of the Google™ document. Click on the blue button that says "Make a Copy." That copy will be saved to your Google™ Drive. (All of the screenshots below are examples only. The text may differ, but it will look otherwise the same.)

[Digital Version: Ramona Quimby, Age 8](#)

Click here first!

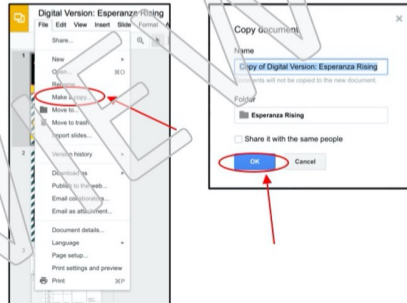


Note: If you have Google™ Drive accounts with multiple email addresses, make sure you take note which email address is selected in the top right corner of the screen, so you can easily find the document in the future.

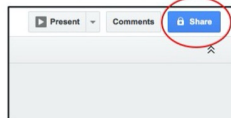
3. If you completed Step 2 correctly, the document just transferred to your Google account. It will contain the resource in its entirety. This includes Tables of Contents, student pages, answer keys, and everything else. You will also notice that the document has blue text boxes already placed everywhere that students will need to type.

MAKE ANOTHER COPY of this document by going to File>Make a copy. A window will pop up that says "Copy document." Rename it as you wish, and then click OK.

You will customize this additional copy in whatever ways you want, according to your students' needs.



4. Think through how you want to roll it out to your students. Decide what you want your students to have access to. Obviously, you won't want to share answer keys. Also, for example, do you only want to assign your students certain pages at a time? Once you decide, **delete** everything you don't want your students to have access to, and **reorganize** the remaining pages however you wish.
5. If you need to, make additional copies (as outlined in Step 3). For example, maybe you want to separate the assignments into smaller chunks, or withhold certain resources until a certain time. Just be sure to name all of your customized copies according to what they are, so it is not confusing when it comes time to share the documents with your students.
6. Once you're ready, share the documents with your students. Students will need their own Google™ accounts. To share, open the document you want to share in your Google™ Drive. Then, click on the blue button in the upper right corner that says "Share."



Note: Sharing with students can also be done through Google™ Classroom.

Why do it digital?

- ✓ No paper or pencil
- ✓ No wasting ink
- ✓ Students work directly in the file
- ✓ Incorporate technology
- ✓ Improve student writing
- ✓ High student engagement
- ✓ Renewed student interest
- ✓ Access anywhere
- ✓ College readiness
- ✓ Also printable
- ✓ Full color

Your purchase includes both the PAPER version and the GOOGLE version of this resource.