


Features Vocabulary & Comprehension for every 6-20 chapters, (as chapters are very short):

- Book is divided into **manageable** chunks of reading.
- Consistent format allows for **predictability** and student **confidence**
- Variety of question types for **high student engagement**
- Includes **"Quickwrite"** free-writing prompt which relates the text to the students
- Questions range from **basic comprehension** to **rigorous analysis**

Chapters 1-20

✦ CONFESSION ✦ AND WHILE I'M AT IT ✦ ROBERT ✦ NUMERO UNO ✦ HOW WE MET ✦
 ✦ THE AMAZING HISTORY OF MAN'S BEST FRIEND ✦ IN MY OPINION ✦ I'M YOURS ✦ NO ONE ✦ EARLY DAYS ✦ BOSS ✦ ALONE ✦
 ✦ CARS ✦ THE OWL ✦ LUCK ✦ MORE LUCK ✦ WILL ✦ EXIT ✦ ✦ HISTORY ✦ TENNIS BALL ✦

❖ **Quickwrite:** What do you think life would be like, if you were a dog instead of a human? Be detailed in your answer.



❖ **Vocabulary:** Fill in the blanks.

- The abandoned, _____ house was considered a terrible eyesore in the neighborhood.
- The confident boy's _____ sometimes intimidated other people, but he was generally a friendly person.
- I closed my eyes, buried my toes in the sand, and enjoyed the _____ sound of the ocean waves.
- Even from across the store, I could hear my mother's _____ voice, so I found her easily.

swagger
 serene
 distinctive
 dilapidated

❖ **True or False:** Mark T for True and F for False.

- Bob was taken away from his mother when he was quite young. _____
- The first time Bob encounters Ivan, he sleeps on Ivan's belly. _____
- Bob loves everything about humans, especially the way they smell. _____
- Bob is a huge dog. _____
- Bob considers Ivan to be his very best friend. _____

❖ **Character Analysis:** What do you know about Bob so far?

1

❖ **Comprehension and Analysis:** Answer the questions in complete sentences.

- How does Bob feel when he realizes that he has been taken away from his mom, and is now utterly alone? Support your answer with textual evidence.

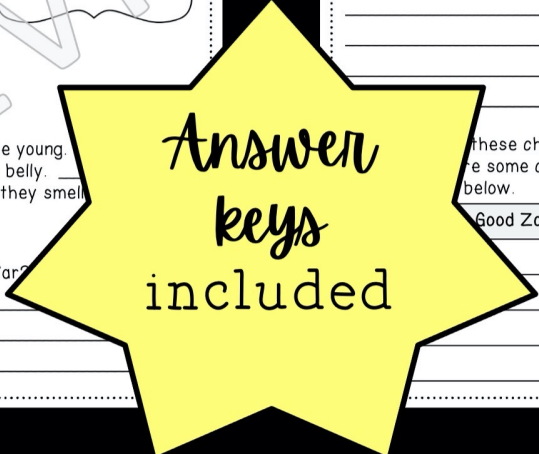
- Explain how Bob reacts when he is all alone near the highway, and he hears cars drive by. Why does he react this way?

- Overall, how do these chapters make you feel? Why do they make you feel that way? Provide textual evidence to justify your opinion.

these chapters, Bob talks about good zoos and bad zoos. What do you see some characteristics that would make a zoo good or bad? Write below.

Good Zoos	Bad Zoos

2




Vocabulary Focus:


- 4 vocabulary words chosen for you for every 6-20 chapters
- Complete Vocabulary List comes with and without definitions
- Three Vocabulary Reviews included
- Full-color Vocabulary Word Wall cards along with black & white flashcards

Word:	Definition:
swagger	confidence and self-assurance


swagger
(verb or noun)
confidence and self-assurance




serene
(adjective)
cool, calm, and collected




distinctive
(adjective)
unique, remarkable, and different




dilapidated
(adjective)
in a state of disrepair or ruin




inscrutable
(adjective)
impossible to understand or interpret




downcast
(adjective)
low and gloomy



nemesis
(noun)
greatest enemy



cunning
(adjective)
crafty and clever



Name _____

Vocabulary Words and Definitions: THE ONE AND ONLY BOB

CHAPTERS	PAGE #	WORD	DEFINITION
1-54	5	swagger	confidence and self-assurance

Name _____

The One and Only Bob

VOCABULARY REVIEW #1: CHAPTERS 1-54

swagger
serene
distinctive
dilapidated
inscrutable
downcast

nemesis
cunning
intrigued
resilient
manipulate
wily

1. Using a dictionary, or your notes, complete the table below.

Word	Definition	Illustration
swagger		
distinguished		
manipulate		
antics		

2. Complete the graphic organizer below for the word in the middle.

Synonyms

serene

Antonyms

Part of Speech

Illustration

3. Write a sentence containing the word intrigued below. Then, illustrate your sentence.

SO EASY to prep and use!

- Answer keys
- Table of Contents & Teacher instructions

STUDENT CHAPTER PACKET ANSWER KEY

Chapters 1-20

◆ CONFESSION ◆ AND WHILE I'M AT IT ◆ ROBERT ◆ NUMERO UNO ◆ HOW WE MET ◆
◆ THE AMAZING HISTORY OF MAN'S BEST FRIEND ◆ IN MY OPINION ◆ I'M YOURS ◆ NO ONE ◆ EARLY DAYS ◆ BOSS ◆ ALONE ◆
◆ CARS ◆ THE OWL ◆ LUCK ◆ MORE LUCK ◆ WILL ◆ EXIT 8 ◆ HISTORY ◆ TENNIS BALL ◆

Quickwrite: Answers will vary.

Vocabulary:

1. dilapidated
2. swagger
3. serene
4. distinctive

True or False:

1. T
2. T
3. F
4. F
5. T

Character Analysis: Bob was born to a dog under the stairs. He had a few siblings. At an early age, he and his siblings were thrown out on the side of the highway. He was nearly killed by an owl at that time, and then nearly starved to death. But he found his way to Ivan's domain at the mall, and became friends with Ivan and Stella. Eventually, he was adopted by Julia.

Comprehension and Analysis:

1. Bob feels terrified, lost, and horribly alone. On page 21, the text reads, "Even the moon had abandoned me...I was utterly alone."
2. Bob freezes in fear when he hears the cars drive by. He knows that cars and trucks mean humans, and he is afraid of humans. As much as he is afraid of humans, he also knows that humans could help him.
3. These chapters make me feel very sympathetic towards Bob, because he has gone through a lot of trauma throughout his short life. Not only was he torn away from his mother as a young puppy, but he was also cruelly thrown out like a piece of trash. Bob is scarred from his bad experiences. On page 15, the text reads, "Being man's best friend can mean a lot of things. Companionship. Belly rubs. Tennis balls. But it can also mean a dark, endless highway and an open truck window."

Beyond: Answers will vary.

Example Answers:

Good Zoos-lots of space for the animals, good food, natural environments, gentle caretakers.
Bad Zoos-cramped, only cages, cruel caretakers, invasive and disrespectful visitors.

ABOUT THE STUDENT CHAPTER PACKET

The student work for every section of reading contains both comprehension and vocabulary. Each part includes the following sections:

1. **Quickwrite**-A great idea is to have the students free-write here BEFORE reading the chapters. This gets their minds warmed up and thinking in the direction that the chapters will take them. This also helps them to connect the concepts in the story to themselves.
 2. **Vocabulary**-The students practice with four new words that are chosen for you from every set of chapters. Synonyms, antonyms, and context clues are among the skills included.
 3. **True/False, Multiple Choice, or Sequencing**-Two sets of these types of questions are included for each section.
 4. **Standards Focus**-One question or activity is included. These focus on Reading Literature standards like main idea, character analysis, and figurative language.
 5. **Comprehension and Analysis**-Three short answer questions are provided per section. You will find that these questions are at all levels of Bloom's Taxonomy, so are optimal for differentiation if needed. Use them all or choose just some for your students to complete.
- Beyond**-The Beyond activities are a mix of fun activities, including art, graphic organizers, and text-to-self connections. They require the students to use their imaginations, and some upper-level thinking. You might even choose to use these as an option for early finishers.

Resource
Student Reference
Vocabulary List with
Vocabulary List with
Vocabulary List with
Vocabulary List with
Table of Contents:
Student Chapter Pa
Table of Contents:
Vocabulary Packet
Terms of Use and A



Come back FOR MORE RESOURCES LIKE THIS!

<https://www.teacherspayteachers.com/Store/Nothing-but-Class>

www.nothingbutclassresources.com

EXTRA Goodies:

- Student reference **bookmarks** with **original, beautiful, hand-drawn art**
- **Cover pages** for each section for easy organization

STUDENT CHAPTER PACKET

THE ONE AND ONLY BOB

By Katherine Applegate

THE ONE AND ONLY BOB

By Katherine Applegate
Reference Bookmark

PLOT
Bob has a new life with Julia's family, but when a hurricane hits, Bob must embark on a dangerous journey to find his long-lost sister.

SETTING
The story takes place at the zoo, at the animal shelter, at Julia's house, and at different places around town.

- CHARACTERS**
- Bob-a newly adopted dog and the protagonist of this book.
 - Ivan-a gorilla who happens to also be Bob's very best friend.
 - Ruby-a young elephant who Ivan and Bob love and protect.
 - Julia-Bob's owner.
 - Boss-Bob's long-lost sister.
 - Kimu-a wolf who Bob likes but fears.




THE ONE AND ONLY BOB

By Katherine Applegate
Reference Bookmark

PLOT
Bob has a new life with Julia's family, but when a hurricane hits, Bob must embark on a dangerous journey to find his long-lost sister.

SETTING
The story takes place at the zoo, at the animal shelter, at Julia's house, and at different places around town.

- CHARACTERS**
- Bob-a newly adopted dog and the protagonist of this book.
 - Ivan-a gorilla who happens to also be Bob's very best friend.
 - Ruby-a young elephant who Ivan and Bob love and protect.
 - Julia-Bob's owner.
 - Boss-Bob's long-lost sister.
 - Kimu-a wolf who Bob likes but fears.



THE ONE AND ONLY BOB

By Katherine Applegate
Reference Bookmark

PLOT
Bob has a new life with Julia's family, but when a hurricane hits, Bob must embark on a dangerous journey to find his long-lost sister.

SETTING
The story takes place at the zoo, at the animal shelter, at Julia's house, and at different places around town.

- CHARACTERS**
- Bob-a newly adopted dog and the protagonist of this book.
 - Ivan-a gorilla who happens to also be Bob's very best friend.
 - Ruby-a young elephant who Ivan and Bob love and protect.
 - Julia-Bob's owner.
 - Boss-Bob's long-lost sister.
 - Kimu-a wolf who Bob likes but fears.




THE ONE AND ONLY BOB

By Katherine Applegate
Reference Bookmark

PLOT
Bob has a new life with Julia's family, but when a hurricane hits, Bob must embark on a dangerous journey to find his long-lost sister.

SETTING
The story takes place at the zoo, at the animal shelter, at Julia's house, and at different places around town.

- CHARACTERS**
- Bob-a newly adopted dog and the protagonist of this book.
 - Ivan-a gorilla who happens to also be Bob's very best friend.
 - Ruby-a young elephant who Ivan and Bob love and protect.
 - Julia-Bob's owner.
 - Boss-Bob's long-lost sister.
 - Kimu-a wolf who Bob likes but fears.



Name _____

Digital version included, through Google Drive:

Chapters 1-20

- ◆ CONFESSION ◆ AND WHILE I'M AT IT ◆ ROBERT ◆ NUMERO UNO ◆ HOW WE MET ◆
- ◆ THE AMAZING HISTORY OF MAN'S BEST FRIEND ◆ IN MY OPINION ◆ I'M YOURS ◆ NO ONE ◆ EARLY DAYS ◆ BOSS ◆ ALONE ◆
- ◆ CARS ◆ THE OWL ◆ LUCK ◆ MORE LUCK ◆ WILL ◆ EXIT 8 ◆ HISTORY ◆ TENNIS BALL ◆

❖ **Quickwrite:** What do you think life would be like, if you were a dog instead of a human? Be detailed in your answer.

Text here



❖ **Vocabulary:** Fill in the blanks.

1. The abandoned, text here house was considered a terrible eyesore in the neighborhood.
2. The confident boy's text here sometimes intimidated other people, but he was generally a friendly person.
3. I closed my eyes, buried my toes in the sand, and enjoyed the text here sound of the ocean waves.
4. Even from across the store, I could hear my mother's text here voice, so I found her easily.

swagger
serene
distinctive
dilapidated

❖ **True or False:** Mark T for True and F for False.

1. Bob was taken away from his mother when _____.
2. The first time Bob encounters Ivan, he sleep _____.
3. Bob loves everything about humans, especial _____.
4. Bob is a huge dog. T/F
5. Bob considers Ivan to be his very best friend _____.

❖ **Character Analysis:** What do you know about _____?

Text here

Your purchase includes both the PAPER version and the GOOGLE version of this resource.

- Eye-catching digital version contains **full-color, interactive adaptations** of all resources.
- **Text boxes** are already placed everywhere students must type.
- Works for **distance learning**. Students can access the digital version from home OR school.
- Teachers and students can easily send this back and forth using **Google Drive or Google Classroom!**
- **Easy instructions** included!

**** IMPORTANT NOTE ****

The digital Google Drive version contains mostly the same content as the printable version. However, some assignments, such as drawing activities, have been replaced with more **digitally friendly assignments**, which may include such features as **movable or drag-and-drop pieces**.

New to digital learning? Don't worry. Easy instructions are included. If you have more questions, feel free to reach out!

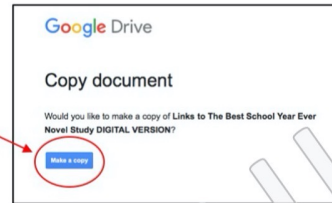
Instructions

for Digital Version/Google™ Drive Document

1. You will need Internet access and a Google™ account (which is free).
2. Click on the blue link below. You will be prompted to make a copy of the Google™ document. Click on the blue button that says "Make a Copy." That copy will be saved to your Google™ Drive. (All of the screenshots below are examples only. The text may differ, but it will look otherwise the same.)

[Digital Version: Ramona Quimby, Age 8](#)

Click here first!

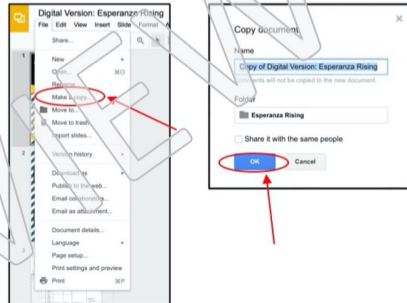


Note: If you have Google™ Drive accounts with multiple email addresses, make sure you take note which email address is selected in the top right corner of the screen, so you can easily find the document in the future.

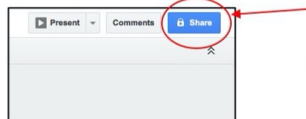
3. If you completed Step 2 correctly, the document just transferred to your Google account. It will contain the resource in its entirety. This includes Tables of Contents, student pages, answer keys, and everything else. You will also notice that the document has blue text boxes already placed everywhere that students will need to type.

MAKE ANOTHER COPY of this document by going to File>Make a copy. A window will pop up that says "Copy document." Rename it as you wish, and then click OK.

You will customize this additional copy in whatever ways you want, according to your students' needs.



4. Think through how you want to roll it out to your students. Decide what you want your students to have access to. Obviously, you won't want to share answer keys. Also, for example, do you only want to assign your students certain pages at a time? Once you decide, **delete** everything you don't want your students to have access to, and **reorganize** the remaining pages however you wish.
5. If you need to, make additional copies (as outlined in Step 3). For example, maybe you want to separate the assignments into smaller chunks, or withhold certain resources until a certain time. Just be sure to name all of your customized copies according to what they are, so it is not confusing when it comes time to share the documents with your students.
6. Once you're ready, share the documents with your students. Students will need their own Google™ accounts. To share, open the document you want to share in your Google™ Drive. Then, click on the blue button in the upper right corner that says "Share."



Note: Sharing with students can also be done through Google™ Classroom.

Why do it digital?

- ✓ No paper or pencil
- ✓ No wasting ink
- ✓ Students work directly in the file
- ✓ Incorporate technology
- ✓ Improve student writing
- ✓ High student engagement
- ✓ Renewed student interest
- ✓ Access anywhere
- ✓ College readiness
- ✓ Also printable
- ✓ Full color

Your purchase includes both the PAPER version and the GOOGLE version of this resource.