

# TWO ASSESSMENTS included:

- Test students on **vocabulary, comprehension, and analysis skills**

## ❖ PART 4: COMPREHENSION MULTIPLE CHOICE

Choose the best answer for each question below.

- Which of the following does not occur in these chapters? You may choose more than one answer.
  - Pa tells Laura that sap is the blood of
  - Grandma dances with Uncle George.
  - Pa gets stung by a lot of bees when h
  - Mary and Laura get to go to town for
- Circle the words that best describe Laura's  
may choose more than one answer.
  - Content
  - Nervous
  - Cozy
  - Angry
- Which of the following are untrue statements?  
You may choose more than one answer.
  - Pa and Uncle Henry help one another.
  - Charley is supposed to help with the h
  - Pa doesn't believe in using big machine
  - Ma makes dinner for all the men that
- Choose the best description(s) for Pa. You  
a. Reliable and knowledgeable  
b. Sharp and quick-tempered  
c. Loving and brave  
d. Lazy and forgetful
- Why does Laura slap Mary's face in these ch  
a. Mary destroyed Laura's rag doll.  
b. Mary won't share with Laura.  
c. Mary says her hair is prettier than La  
d. Mary refuses to help Laura clean up.
- Choose the lesson(s) that can be learned fr  
a. A simple life can be a good life.  
b. Don't fool people, because then they  
c. Working hard will benefit you.  
d. Living in a city is better than living in th

2

## ❖ PART 5: COMPREHENSION & ANALYSIS WRITTEN RESPONSE

Answer the following questions in complete sentences.

- In detail, describe the setting of the story. Explain how the setting so greatly

Name \_\_\_\_\_ Date \_\_\_\_\_

## LITTLE HOUSE IN THE BIG WOODS

### Assessment #1: Chapters 1-6

#### ❖ PART 1: VOCABULARY MATCHING

Match the words with their definitions by writing the correct letters on the lines.

- |                    |  |
|--------------------|--|
| 1. cautiously ____ | A. ferocious and wild                        |
| 2. fierce ____     | B. repairing                                 |
| 3. ravines ____    | C. made an aggressive growl with bared teeth |
| 4. snarled ____    | D. carefully and on guard                    |
| 5. mending ____    | E. canyons                                   |
| 6. solemn ____     | F. serious                                   |

#### ❖ PART 2: VOCABULARY FILL-IN-THE-BLANK

Choose the word that best completes each sentence below.

- We \_\_\_\_\_ waited for the veterinarian to come and tell us how our dog's surgery had gone.
  - smoldered
  - sternly
  - anxiously
  - glimpse
- As though hypnotized, I watched the flames \_\_\_\_\_ in the dark, as I thought long and hard about a solution to my problem.
  - simmered
  - dodging
  - flickering
  - savage

#### ❖ PART 3: VOCABULARY SENTENCES

Write two sentences below, each containing one or more of the following words.

swift    hovering    spurted    whittled    scurrying    trotting    pity

9. \_\_\_\_\_

10. \_\_\_\_\_

1

©2021 Nothing but Class

\_\_\_\_\_s from the story. Write about at least two

\_\_\_\_\_day.

\_\_\_\_\_family comes for Christmas.

\_\_\_\_\_Two Big Bears.\*

\_\_\_\_\_with Laura's life. Write about at least two

3

©2021 Nothing but Class

©2021 Nothing but Class

# Self-grading version of tests included, through Google Forms:



## Assessment #1: Chapters 1-6 | Little House in the Big Woods

\* Required

### Vocabulary Multiple Choice

Choose the best vocabulary word to complete the sentence.

7. We \_\_\_\_\_ waited for the veterinarian to come and tell us how our dog's surgery had gone. \*

- smoldered
- sternly
- anxiously
- glimpse

- Send your students a link
- Students complete the test on **computers or tablets**
- Self-grading—so fast, so easy, and **INSTANT data**
- Easy **instructions** included!

**\* NOTE \***  
You will need to manually grade the written responses only.

*For testing, choose from 3 versions:*

1. Google Forms version-Self grading for instant data!
2. Digital Google Slides version-Students type directly on the form!
3. Black and white printable version



# Digital Google Slides version also included:


Name Text here Date Text here

## LITTLE HOUSE IN THE BIG WOODS

### Assessment #: Chapters 1-6

❖ PART 1: VOCABULARY MATCHING  
Match the words with their definitions by writing the correct letters on the lines.

1. cautiously <u>text here</u>	A. ferocious and wild
2. fierce <u>text here</u>	B. repairing
3. ravines <u>text here</u>	C. made an aggressive growl with bared teeth
4. snarled <u>text here</u>	D. carefully and on guard
5. mending <u>text here</u>	E. canyons
6. solemn <u>text here</u>	F. serious



❖ PART 2: VOCABULARY FILL-IN-THE-BLANK  
Drag and drop the star onto the word that best completes each sentence below.

7. We text here waited for the veterinarian to come and tell us how our dog's surgery had gone.

- smoldered
- sternly
- anxiously
- glimpse

8. As though hypnotized, I watched the flames text here in the dark, as I thought long and hard about a solution to my problem.

- simmered
- dodging
- flickering
- savage

❖ PART 3: VOCABULARY SENTENCES  
Write two sentences below, each containing one of the words.

swift    hovering    spurted    whirled

9. Text here

10. Text here

1

*Your purchase includes both the PAPER version and the GOOGLE versions of this resource.*

- Eye-catching digital version contains **full-color, interactive adaptations** of all resources.
- **Text boxes** are already placed everywhere students must type.
- Works for **distance learning**. Students can access the digital version from home OR school.
- Teachers and students can easily send this back and forth using **Google Drive or Google Classroom!**
- **Easy instructions** included!

**\*\* IMPORTANT NOTE \*\***

The digital Google Drive version contains mostly the same content as the printable version. However, some assignments, such as drawing activities, have been replaced with more **digitally friendly assignments**, which may include such features as **movable or drag-and-drop pieces**.

# Vocabulary Focus:

- 4 vocabulary words for every 1-2 chapters **chosen for you**
- Complete **Vocabulary List** comes with and without definitions
- Students are **tested on these words** on the tests

Name \_\_\_\_\_

VOCABULARY WORDS AND DEFINITIONS: Little House in the Big Woods

CHAPTER(S)	PAGE #	WORD	DEFINITION
1: Little House in the Big Woods	6	swift	
	9	smoldered	
	13	cautiously	
	17	simmered	
2: Winter Days and Winter Nights	35	fierce	
	35	dodging	
	39	hovering	
3: The Long Rifle	42	glimpse	
	47	spurted	
	51	whittled	
	55	ravines	
4: Christmas	54	scurrying	
	68	flickering	
	69	sarled	
5: Sundays	69	savage	
	82	trotting	
	85	anxiously	
6: Two Big Bears	85	pity	
	86	sternly	
	87	solemn	
	103	eagerly	
7: The Sugar Snow	106	trembling	
	107	mending	
	110	cross	
	118	pitted	
8: Dance at Grandpa's	122	troughs	
	124	hauls	
	126	ladles	
8: Dance at Grandpa's	133	bounded	
	135	spacious	
	136	swagger	
	144	severely	

©2021 Nothing but Cats

Name \_\_\_\_\_

VOCABULARY WORDS AND DEFINITIONS: Little House in the Big Woods

CHAPTER(S)	PAGE #	WORD	DEFINITION
1: Little House in the Big Woods	6	swift	fast
	9	smoldered	burned slowly
	13	cautiously	carefully and on guard
	17	simmered	boiled gently
2: Winter Days and Winter Nights	35	fierce	ferocious and wild
	35	dodging	avoiding, sidestepping
	39	hovering	be suspended, hanging
3: The Long Rifle	42	glimpse	brief look
	47	spurted	sprayed
	51	whittled	carved and shaved
	55	ravines	canyons
4: Christmas	54	scurrying	scampering and hurrying
	68	flickering	glimmering and gleaming
	69	sarled	made an aggressive growl with bared teeth
5: Sundays	69	savage	ferocious, fierce
	82	trotting	jogging
	85	anxiously	in a worried or fretful manner
6: Two Big Bears	85	pity	feel sorry for
	86	sternly	in an unsmiling and disapproving way
	87	solemn	serious
	103	eagerly	impatiently
7: The Sugar Snow	106	trembling	shaking
	107	mending	repairing
	110	cross	irritated and in a bad mood
	118	pitted	holey
8: Dance at Grandpa's	122	troughs	feed boxes
	124	hauls	drags and pulls
	126	ladles	spoons out
8: Dance at Grandpa's	133	bounded	leaped
	135	spacious	roomy
	136	swagger	self-assurance and confidence
	144	severely	sternly, disapprovingly

©2021 Nothing but Cats




# SO EASY to prep and use!

- Answer keys
- Assessment Packet Cover page
- Table of Contents for easy navigation

## ASSESSMENT PACKET

# Little House in the Big Woods

By Laura Ingalls Wilder



Name \_\_\_\_\_

## ASSESSMENTS ANSWER KEYS

Assessment #: Chapters 1-6

Part 1: Vocabulary Matching

1. D
2. A
3. E
4. C
5. B
6. F

## TABLE OF CONTENTS: Assessment Packet

Resource	Pages
Vocabulary List with definitions	3-4
Vocabulary List without definitions	5-6
Vocabulary List with definitions (NO page numbers)	7-8
Vocabulary List without definitions (NO page numbers)	9-10
Assessment Packet Cover	11
Assessment #1: Chapters 1-6	12-14
Assessment #2: Chapters 7-13	15-17
Answer Keys	18-19
Terms of Use and Artist Credit	20-21



**Come back** FOR MORE RESOURCES LIKE THIS!

[www.teacherspayteachers.com/Store/Nothing-but-Class](http://www.teacherspayteachers.com/Store/Nothing-but-Class)

[www.nothingbutclassresources.com](http://www.nothingbutclassresources.com)

ere are  
can  
ura's  
t and  
the  
ent  
it  
turns  
er  
at I live  
erience

# New to digital learning? Don't worry. Easy instructions are included. If you have more questions, feel free to reach out!

## Instructions

for Digital Version/Google™ Drive Document

### Instructions for SELF-GRADING TESTS ON GOOGLE™ FORMS

#### VERY IMPORTANT-PLEASE READ!

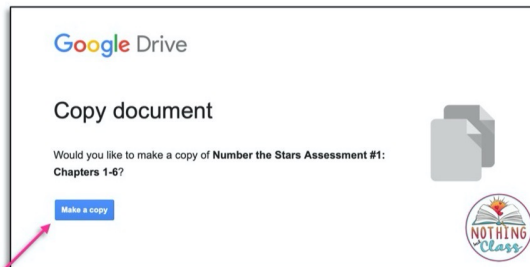
- The following instructions are for accessing the convenient, self-grading assessments that can only be used on Google.
- The Google forms documents are only for the novel study assessments. (If you're looking for other parts of the product you purchased, please look in the other included PDFs that you received upon originally downloading.)
- If you do not wish to use this version of the assessments, you have two other choices. You can use the Google Slides version, which contains text boxes for students to type into and is not self-grading, OR you may use the black and white printable version.
- All assessments are mirrors of one another as far as content is concerned, they are just given to you in different formats so you may choose which is best for you. (When you purchased this product, you would have downloaded multiple PDFs. Please see the other PDFs for the other formats.)

1. To get started, you will need to have access to the Internet and a Google account (which is free). In order to share the tests out with your students, your students will either need their own Google accounts with accompanying e-mail addresses OR you will need to have Google Classroom. Before moving on, be sure you are signed into the Google account that you want the assessments to transfer into.
2. Then, click on each of the yellow link buttons below. Notice there are multiple buttons, one for each separate assessment. When you click each button, a window will pop up that says, "Would you like to make a copy of \_\_\_?" Click "Make a copy." Do this once for each assessment.

[Assessment #1: Holes Ch. 1-25](#)

[Assessment #2: Holes Ch. 26-50](#)

[Final Vocabulary Assessment: Holes](#)



Click on "Make a copy"

3. At this point, you should have a copy of each assessment saved into your Google™ Drive.

## Why do it digital?

- ✓ No paper or pencil
- ✓ No wasting ink
- ✓ Students work directly in the file
- ✓ Incorporate technology
- ✓ Improve student writing
- ✓ High student engagement
- ✓ Renewed student interest
- ✓ Access anywhere
- ✓ College readiness
- ✓ Also printable
- ✓ Full color

Your purchase includes both the PAPER version and the GOOGLE versions of this resource.